

**MUNICIPIO DE VILLA DE REYES
ESTADO DE SAN LUÍS POTOSÍ**

Analítico Mensual de Egresos Ejercidos por Capítulo del Gasto al 31/may/2025

(Cuentas con Movimientos)

(Cifras en pesos y centavos)

Fecha y | 08/ago/2025

hora de Impresión | 10:19 a.m.



Usr: supervisor
Rep: rptAnalíticoPresupuestoEgresos

Objeto del Gasto	Presupuesto Vigente	Ene	Feb	Mar	Abr	May	Jun	Jul	Ago	Sep	Oct	Nov	Dic	Total	Diferencia (Vigente - Total)
1000 SERVICIOS PERSONALES	\$107,946,300.00	\$8,134,157.73	\$7,843,433.50	\$7,866,903.84	\$7,906,734.38	\$8,126,654.87	\$0.00	\$0.00	\$0.00	\$0.00	\$0.00	\$0.00	\$0.00	\$39,877,884.32	\$68,068,415.68
1100 REMUNERACIONES AL PERSONAL DE C.	\$81,973,500.00	\$7,877,876.95	\$7,532,819.32	\$7,671,226.20	\$7,617,249.98	\$7,845,853.89	\$0.00	\$0.00	\$0.00	\$0.00	\$0.00	\$0.00	\$0.00	\$38,545,026.34	\$43,428,473.66
1110 Dietas	\$7,754,250.00	\$550,703.10	\$550,703.10	\$550,703.10	\$550,703.10	\$550,703.10	\$0.00	\$0.00	\$0.00	\$0.00	\$0.00	\$0.00	\$0.00	\$2,753,515.50	\$5,000,734.50
1111 Dietas	\$7,754,250.00	\$550,703.10	\$550,703.10	\$550,703.10	\$550,703.10	\$550,703.10	\$0.00	\$0.00	\$0.00	\$0.00	\$0.00	\$0.00	\$0.00	\$2,753,515.50	\$5,000,734.50
1130 Sueldos base al personal permanente	\$74,219,250.00	\$7,327,173.85	\$6,982,116.22	\$7,120,523.10	\$7,066,546.88	\$7,295,150.79	\$0.00	\$0.00	\$0.00	\$0.00	\$0.00	\$0.00	\$0.00	\$35,791,510.84	\$38,427,739.16
1131 SUELDO BASE	\$74,219,250.00	\$7,327,173.85	\$6,982,116.22	\$7,120,523.10	\$7,066,546.88	\$7,295,150.79	\$0.00	\$0.00	\$0.00	\$0.00	\$0.00	\$0.00	\$0.00	\$35,791,510.84	\$38,427,739.16
1200 Remuneraciones al personal de carácter t	\$837,900.00	\$0.00	\$0.00	\$0.00	\$0.00	\$0.00	\$0.00	\$0.00	\$0.00	\$0.00	\$0.00	\$0.00	\$0.00	\$0.00	\$837,900.00
1220 Sueldos base al personal eventual	\$837,900.00	\$0.00	\$0.00	\$0.00	\$0.00	\$0.00	\$0.00	\$0.00	\$0.00	\$0.00	\$0.00	\$0.00	\$0.00	\$0.00	\$837,900.00
1221 SUELDOS BASE AL PERSONAL EVENTU.	\$837,900.00	\$0.00	\$0.00	\$0.00	\$0.00	\$0.00	\$0.00	\$0.00	\$0.00	\$0.00	\$0.00	\$0.00	\$0.00	\$0.00	\$837,900.00
1300 REMUNERACIONES ADICIONALES Y ESP	\$17,209,900.00	\$5,223.28	\$5,425.44	\$136,580.84	\$131,363.81	\$208,800.98	\$0.00	\$0.00	\$0.00	\$0.00	\$0.00	\$0.00	\$0.00	\$487,394.35	\$16,722,505.65
1320 Primas de vacaciones, dominical y gratificar	\$16,527,400.00	\$5,223.28	\$5,425.44	\$136,580.84	\$123,238.98	\$134,800.98	\$0.00	\$0.00	\$0.00	\$0.00	\$0.00	\$0.00	\$0.00	\$405,269.52	\$16,122,130.48
1321 PRIMA VACACIONAL	\$1,837,500.00	\$5,223.28	\$5,425.44	\$136,580.84	\$123,238.98	\$134,800.98	\$0.00	\$0.00	\$0.00	\$0.00	\$0.00	\$0.00	\$0.00	\$405,269.52	\$1,432,230.48
1323 GRATIFICACIÓN DE FIN DE AÑO	\$14,689,900.00	\$0.00	\$0.00	\$0.00	\$0.00	\$0.00	\$0.00	\$0.00	\$0.00	\$0.00	\$0.00	\$0.00	\$0.00	\$0.00	\$14,689,900.00
1340 Compensaciones	\$682,500.00	\$0.00	\$0.00	\$0.00	\$8,124.83	\$74,000.00	\$0.00	\$0.00	\$0.00	\$0.00	\$0.00	\$0.00	\$0.00	\$82,124.83	\$600,375.17
1341 COMPENSACIÓN POR SERVICIOS EVEN	\$682,500.00	\$0.00	\$0.00	\$0.00	\$8,124.83	\$74,000.00	\$0.00	\$0.00	\$0.00	\$0.00	\$0.00	\$0.00	\$0.00	\$82,124.83	\$600,375.17
1500 OTRAS PRESTACIONES SOCIALES Y EC	\$4,250,000.00	\$251,057.50	\$245,188.74	\$31,096.80	\$130,120.59	\$30,000.00	\$0.00	\$0.00	\$0.00	\$0.00	\$0.00	\$0.00	\$0.00	\$687,463.63	\$3,562,536.37
1520 Indemnizaciones	\$3,200,000.00	\$160,657.50	\$245,188.74	\$31,096.80	\$130,120.59	\$10,000.00	\$0.00	\$0.00	\$0.00	\$0.00	\$0.00	\$0.00	\$0.00	\$577,063.63	\$2,622,936.37
1521 INDEMNIZACIONES Y LIQUIDACIONES P	\$3,200,000.00	\$160,657.50	\$245,188.74	\$31,096.80	\$130,120.59	\$10,000.00	\$0.00	\$0.00	\$0.00	\$0.00	\$0.00	\$0.00	\$0.00	\$577,063.63	\$2,622,936.37
1540 Prestaciones contractuales	\$1,050,000.00	\$90,400.00	\$0.00	\$0.00	\$0.00	\$20,000.00	\$0.00	\$0.00	\$0.00	\$0.00	\$0.00	\$0.00	\$0.00	\$110,400.00	\$939,600.00
1542 PRESTACIONES CONTRACTUALES ANU.	\$1,050,000.00	\$90,400.00	\$0.00	\$0.00	\$0.00	\$20,000.00	\$0.00	\$0.00	\$0.00	\$0.00	\$0.00	\$0.00	\$0.00	\$110,400.00	\$939,600.00
1600 PREVISIONES	\$1,050,000.00	\$0.00	\$0.00	\$0.00	\$0.00	\$0.00	\$0.00	\$0.00	\$0.00	\$0.00	\$0.00	\$0.00	\$0.00	\$0.00	\$1,050,000.00
1610 Previsiones de carácter laboral, económica	\$1,050,000.00	\$0.00	\$0.00	\$0.00	\$0.00	\$0.00	\$0.00	\$0.00	\$0.00	\$0.00	\$0.00	\$0.00	\$0.00	\$0.00	\$1,050,000.00
1612 PREVISION DE INCREMENTO SALARIAL	\$1,050,000.00	\$0.00	\$0.00	\$0.00	\$0.00	\$0.00	\$0.00	\$0.00	\$0.00	\$0.00	\$0.00	\$0.00	\$0.00	\$0.00	\$1,050,000.00
1700 PAGO DE ESTÍMULOS A SERVIDORES PÚ	\$2,625,000.00	\$0.00	\$60,000.00	\$28,000.00	\$28,000.00	\$42,000.00	\$0.00	\$0.00	\$0.00	\$0.00	\$0.00	\$0.00	\$0.00	\$158,000.00	\$2,467,000.00
1710 Estímulos	\$2,625,000.00	\$0.00	\$60,000.00	\$28,000.00	\$28,000.00	\$42,000.00	\$0.00	\$0.00	\$0.00	\$0.00	\$0.00	\$0.00	\$0.00	\$158,000.00	\$2,467,000.00
1711 Estímulos	\$2,625,000.00	\$0.00	\$60,000.00	\$28,000.00	\$28,000.00	\$42,000.00	\$0.00	\$0.00	\$0.00	\$0.00	\$0.00	\$0.00	\$0.00	\$158,000.00	\$2,467,000.00
2000 MATERIALES Y SUMINISTRO	\$35,395,120.80	\$2,570,149.38	\$2,475,000.74	\$2,011,533.82	\$2,428,633.93	\$2,247,869.13	\$0.00	\$0.00	\$0.00	\$0.00	\$0.00	\$0.00	\$0.00	\$11,733,187.00	\$23,661,933.80
2100 Materiales de administración, emisión de	\$7,591,970.00	\$254,520.17	\$150,496.02	\$85,270.89	\$470,636.20	\$249,936.86	\$0.00	\$0.00	\$0.00	\$0.00	\$0.00	\$0.00	\$0.00	\$1,210,860.14	\$6,381,109.86
2110 Materiales, útiles y equipos menores de ofic	\$3,701,970.00	\$150,473.27	\$94,956.23	\$39,029.84	\$410,565.68	\$196,890.06	\$0.00	\$0.00	\$0.00	\$0.00	\$0.00	\$0.00	\$0.00	\$891,915.08	\$2,810,054.92
2111 MATERIALES, ÚTILES Y EQUIPOS MERE	\$3,701,970.00	\$150,473.27	\$94,956.23	\$39,029.84	\$410,565.68	\$196,890.06	\$0.00	\$0.00	\$0.00	\$0.00	\$0.00	\$0.00	\$0.00	\$891,915.08	\$2,810,054.92
2140 Materiales, útiles y equipos menores de tec	\$2,250,000.00	\$51,080.60	\$9,303.20	\$31,163.40	\$34,684.00	\$26,349.40	\$0.00	\$0.00	\$0.00	\$0.00	\$0.00	\$0.00	\$0.00	\$152,580.60	\$2,097,419.40
2141 MATERIALES, ÚTILES Y EQUIPOS MERE	\$2,250,000.00	\$51,080.60	\$9,303.20	\$31,163.40	\$34,684.00	\$26,349.40	\$0.00	\$0.00	\$0.00	\$0.00	\$0.00	\$0.00	\$0.00	\$152,580.60	\$2,097,419.40
2150 Material impreso e información digital	\$1,190,000.00	\$26,018.40	\$16,971.00	\$5,707.20	\$16,971.00	\$0.00	\$0.00	\$0.00	\$0.00	\$0.00	\$0.00	\$0.00	\$0.00	\$65,667.60	\$1,124,332.40
2151 Material impreso e información digital	\$1,190,000.00	\$26,018.40	\$16,971.00	\$5,707.20	\$16,971.00	\$0.00	\$0.00	\$0.00	\$0.00	\$0.00	\$0.00	\$0.00	\$0.00	\$65,667.60	\$1,124,332.40
2160 Material de limpieza	\$350,000.00	\$26,947.90	\$29,265.59	\$5,460.32	\$1,649.01	\$26,697.40	\$0.00	\$0.00	\$0.00	\$0.00	\$0.00	\$0.00	\$0.00	\$90,020.22	\$259,979.78
2161 Material de limpieza	\$350,000.00	\$26,947.90	\$29,265.59	\$5,460.32	\$1,649.01	\$26,697.40	\$0.00	\$0.00	\$0.00	\$0.00	\$0.00	\$0.00	\$0.00	\$90,020.22	\$259,979.78
2170 Materiales y útiles de enseñanza	\$100,000.00	\$0.00	\$0.00	\$3,910.13	\$6,766.51	\$0.00	\$0.00	\$0.00	\$0.00	\$0.00	\$0.00	\$0.00	\$0.00	\$10,676.64	\$89,323.36
2171 Materiales y útiles de enseñanza	\$100,000.00	\$0.00	\$0.00	\$3,910.13	\$6,766.51	\$0.00	\$0.00	\$0.00	\$0.00	\$0.00	\$0.00	\$0.00	\$0.00	\$10,676.64	\$89,323.36
2200 ALIMENTOS Y UTENSILIOS	\$350,000.00	\$15,085.00	\$39,811.81	\$34,701.04	\$9,524.01	\$52,961.86	\$0.00	\$0.00	\$0.00	\$0.00	\$0.00	\$0.00	\$0.00	\$152,083.72	\$197,916.28
2210 Productos alimenticios para personas	\$350,000.00	\$15,085.00	\$39,811.81	\$34,701.04	\$9,524.01	\$52,961.86	\$0.00	\$0.00	\$0.00	\$0.00	\$0.00	\$0.00	\$0.00	\$152,083.72	\$197,916.28

MUNICIPIO DE VILLA DE REYES ESTADO DE SAN LUÍS POTOSÍ


Analítico Mensual de Egresos Ejercidos por Capítulo del Gasto al 31/may/2025

(Cuentas con Movimientos)

(Cifras en pesos y centavos)

Fecha y | 08/ago/2025

hora de Impresión | 10:19 a.m.



Usr: supervisor
Rep: rptAnalíticoPresupuestoEgresos

Objeto del Gasto		Presupuesto Vigente	Ene	Feb	Mar	Abr	May	Jun	Jul	Ago	Sep	Oct	Nov	Dic	Total	Diferencia (Vigente - Total)
2211	ALIMENTACIÓN EN OFICINAS O LUGARE	\$323,200.00	\$15,085.00	\$39,811.81	\$34,701.04	\$9,524.01	\$52,961.86	\$0.00	\$0.00	\$0.00	\$0.00	\$0.00	\$0.00	\$0.00	\$152,083.72	\$171,116.28
2212	ALIMENTACIÓN EN EVENTOS OFICIALES	\$26,800.00	\$0.00	\$0.00	\$0.00	\$0.00	\$0.00	\$0.00	\$0.00	\$0.00	\$0.00	\$0.00	\$0.00	\$0.00	\$0.00	\$26,800.00
2400	MATERIALES Y ARTÍCULOS DE CONSTRUCCIÓN	\$4,818,888.80	\$499,961.68	\$310,117.06	\$238,923.98	\$220,131.31	\$95,565.62	\$0.00	\$0.00	\$0.00	\$0.00	\$0.00	\$0.00	\$0.00	\$1,364,699.65	\$3,454,189.15
2410	Productos minerales no metálicos	\$750,000.00	\$31,180.80	\$18,915.02	\$31,372.01	\$0.00	\$2,127.99	\$0.00	\$0.00	\$0.00	\$0.00	\$0.00	\$0.00	\$0.00	\$83,595.82	\$666,404.18
2411	PRODUCTOS MINERALES NO METÁLICOS	\$750,000.00	\$31,180.80	\$18,915.02	\$31,372.01	\$0.00	\$2,127.99	\$0.00	\$0.00	\$0.00	\$0.00	\$0.00	\$0.00	\$0.00	\$83,595.82	\$666,404.18
2420	Cemento y productos de concreto	\$1,202,300.00	\$314,779.53	\$12,820.80	\$58,605.40	\$12,436.13	\$19,562.80	\$0.00	\$0.00	\$0.00	\$0.00	\$0.00	\$0.00	\$0.00	\$418,204.66	\$784,095.34
2421	Cemento y productos de concreto	\$1,202,300.00	\$314,779.53	\$12,820.80	\$58,605.40	\$12,436.13	\$19,562.80	\$0.00	\$0.00	\$0.00	\$0.00	\$0.00	\$0.00	\$0.00	\$418,204.66	\$784,095.34
2430	Cal, yeso y productos de yeso	\$250,000.00	\$22,499.24	\$4,499.78	\$25,736.00	\$33,494.37	\$0.00	\$0.00	\$0.00	\$0.00	\$0.00	\$0.00	\$0.00	\$0.00	\$86,229.39	\$163,770.61
2431	Cal, yeso y productos de yeso	\$250,000.00	\$22,499.24	\$4,499.78	\$25,736.00	\$33,494.37	\$0.00	\$0.00	\$0.00	\$0.00	\$0.00	\$0.00	\$0.00	\$0.00	\$86,229.39	\$163,770.61
2440	Madera y productos de madera	\$150,000.00	\$29,343.73	\$0.00	\$0.00	\$2,478.30	\$45,052.94	\$0.00	\$0.00	\$0.00	\$0.00	\$0.00	\$0.00	\$0.00	\$76,874.97	\$73,125.03
2441	Madera y productos de madera	\$150,000.00	\$29,343.73	\$0.00	\$0.00	\$2,478.30	\$45,052.94	\$0.00	\$0.00	\$0.00	\$0.00	\$0.00	\$0.00	\$0.00	\$76,874.97	\$73,125.03
2450	Vidrio y productos de vidrio	\$50,000.00	\$0.00	\$0.00	\$0.00	\$0.00	\$0.00	\$0.00	\$0.00	\$0.00	\$0.00	\$0.00	\$0.00	\$0.00	\$0.00	\$50,000.00
2451	Vidrio y productos de vidrio	\$50,000.00	\$0.00	\$0.00	\$0.00	\$0.00	\$0.00	\$0.00	\$0.00	\$0.00	\$0.00	\$0.00	\$0.00	\$0.00	\$0.00	\$50,000.00
2460	Material eléctrico y electrónico	\$650,000.00	\$60,649.98	\$112,785.91	\$26,992.54	\$36,229.74	\$14,048.00	\$0.00	\$0.00	\$0.00	\$0.00	\$0.00	\$0.00	\$0.00	\$250,706.17	\$399,293.83
2461	Material eléctrico y electrónico	\$650,000.00	\$60,649.98	\$112,785.91	\$26,992.54	\$36,229.74	\$14,048.00	\$0.00	\$0.00	\$0.00	\$0.00	\$0.00	\$0.00	\$0.00	\$250,706.17	\$399,293.83
2470	Artículos metálicos para la construcción	\$750,000.00	\$13,389.03	\$22,893.23	\$33,833.40	\$39,806.42	\$12,415.60	\$0.00	\$0.00	\$0.00	\$0.00	\$0.00	\$0.00	\$0.00	\$122,337.68	\$627,662.32
2471	Artículos metálicos para la construcción	\$750,000.00	\$13,389.03	\$22,893.23	\$33,833.40	\$39,806.42	\$12,415.60	\$0.00	\$0.00	\$0.00	\$0.00	\$0.00	\$0.00	\$0.00	\$122,337.68	\$627,662.32
2480	Materiales complementarios	\$50,000.00	\$0.00	\$0.00	\$0.00	\$0.00	\$0.00	\$0.00	\$0.00	\$0.00	\$0.00	\$0.00	\$0.00	\$0.00	\$0.00	\$50,000.00
2481	Materiales complementarios	\$50,000.00	\$0.00	\$0.00	\$0.00	\$0.00	\$0.00	\$0.00	\$0.00	\$0.00	\$0.00	\$0.00	\$0.00	\$0.00	\$0.00	\$50,000.00
2490	Otros materiales y artículos de construcción	\$966,588.80	\$28,119.37	\$138,202.32	\$62,384.63	\$95,686.35	\$2,358.29	\$0.00	\$0.00	\$0.00	\$0.00	\$0.00	\$0.00	\$0.00	\$326,750.96	\$639,837.84
2491	Otros materiales y artículos de construcción	\$966,588.80	\$28,119.37	\$138,202.32	\$62,384.63	\$95,686.35	\$2,358.29	\$0.00	\$0.00	\$0.00	\$0.00	\$0.00	\$0.00	\$0.00	\$326,750.96	\$639,837.84
2500	Productos químicos, farmacéuticos y de higiene	\$6,860,000.00	\$422,739.10	\$499,614.81	\$405,271.37	\$361,636.92	\$288,525.57	\$0.00	\$0.00	\$0.00	\$0.00	\$0.00	\$0.00	\$0.00	\$1,977,787.77	\$4,882,212.23
2520	Fertilizantes, pesticidas y otros agroquímico	\$12,000.00	\$10,030.00	\$0.00	\$0.00	\$0.00	\$0.00	\$0.00	\$0.00	\$0.00	\$0.00	\$0.00	\$0.00	\$0.00	\$10,030.00	\$1,970.00
2521	Fertilizantes, pesticidas y otros agroquímico	\$12,000.00	\$10,030.00	\$0.00	\$0.00	\$0.00	\$0.00	\$0.00	\$0.00	\$0.00	\$0.00	\$0.00	\$0.00	\$0.00	\$10,030.00	\$1,970.00
2530	Medicinas y productos farmacéuticos	\$6,000,000.00	\$319,265.47	\$419,001.64	\$334,087.27	\$355,823.85	\$276,777.68	\$0.00	\$0.00	\$0.00	\$0.00	\$0.00	\$0.00	\$0.00	\$1,704,955.91	\$4,295,044.09
2531	Medicinas y productos farmacéuticos	\$6,000,000.00	\$319,265.47	\$419,001.64	\$334,087.27	\$355,823.85	\$276,777.68	\$0.00	\$0.00	\$0.00	\$0.00	\$0.00	\$0.00	\$0.00	\$1,704,955.91	\$4,295,044.09
2540	Materiales, accesorios y suministros médicos	\$500,000.00	\$90,995.00	\$80,418.17	\$68,408.50	\$0.00	\$11,747.89	\$0.00	\$0.00	\$0.00	\$0.00	\$0.00	\$0.00	\$0.00	\$251,569.56	\$248,430.44
2541	Materiales, accesorios y suministros médicos	\$500,000.00	\$90,995.00	\$80,418.17	\$68,408.50	\$0.00	\$11,747.89	\$0.00	\$0.00	\$0.00	\$0.00	\$0.00	\$0.00	\$0.00	\$251,569.56	\$248,430.44
2560	Fibras sintéticas, hules, plásticos y derivados	\$348,000.00	\$2,448.63	\$195.00	\$2,775.60	\$5,813.07	\$0.00	\$0.00	\$0.00	\$0.00	\$0.00	\$0.00	\$0.00	\$0.00	\$11,232.30	\$336,767.70
2561	FIBRAS SINTÉTICAS, HULES, PLÁSTICOS Y DERIVADOS	\$348,000.00	\$2,448.63	\$195.00	\$2,775.60	\$5,813.07	\$0.00	\$0.00	\$0.00	\$0.00	\$0.00	\$0.00	\$0.00	\$0.00	\$11,232.30	\$336,767.70
2600	COMBUSTIBLES, LUBRICANTES Y ADITIVOS	\$13,300,000.00	\$1,235,555.20	\$1,294,758.09	\$1,123,387.72	\$1,152,155.68	\$1,402,368.32	\$0.00	\$0.00	\$0.00	\$0.00	\$0.00	\$0.00	\$0.00	\$6,208,225.01	\$7,091,774.99
2610	Combustibles, lubricantes y aditivos	\$13,300,000.00	\$1,235,555.20	\$1,294,758.09	\$1,123,387.72	\$1,152,155.68	\$1,402,368.32	\$0.00	\$0.00	\$0.00	\$0.00	\$0.00	\$0.00	\$0.00	\$6,208,225.01	\$7,091,774.99
2611	Combustibles, lubricantes y aditivos	\$13,300,000.00	\$1,235,555.20	\$1,294,758.09	\$1,123,387.72	\$1,152,155.68	\$1,402,368.32	\$0.00	\$0.00	\$0.00	\$0.00	\$0.00	\$0.00	\$0.00	\$6,208,225.01	\$7,091,774.99
2700	VESTUARIO, BLANCOS, PRENDAS DE PUNTO Y ACCESORIOS	\$560,000.00	\$13,224.00	\$17,863.20	\$3,900.50	\$0.00	\$0.00	\$0.00	\$0.00	\$0.00	\$0.00	\$0.00	\$0.00	\$0.00	\$34,987.70	\$525,012.30
2710	Vestuario y uniformes	\$150,000.00	\$0.00	\$0.00	\$0.00	\$0.00	\$0.00	\$0.00	\$0.00	\$0.00	\$0.00	\$0.00	\$0.00	\$0.00	\$0.00	\$150,000.00
2711	Vestuario y uniformes	\$150,000.00	\$0.00	\$0.00	\$0.00	\$0.00	\$0.00	\$0.00	\$0.00	\$0.00	\$0.00	\$0.00	\$0.00	\$0.00	\$0.00	\$150,000.00
2730	Artículos deportivos	\$400,000.00	\$13,224.00	\$17,863.20	\$3,900.50	\$0.00	\$0.00	\$0.00	\$0.00	\$0.00	\$0.00	\$0.00	\$0.00	\$0.00	\$34,987.70	\$365,012.30
2731	Artículos deportivos	\$400,000.00	\$13,224.00	\$17,863.20	\$3,900.50	\$0.00	\$0.00	\$0.00	\$0.00	\$0.00	\$0.00	\$0.00	\$0.00	\$0.00	\$34,987.70	\$365,012.30
2740	Productos textiles	\$10,000.00	\$0.00	\$0.00	\$0.00	\$0.00	\$0.00	\$0.00	\$0.00	\$0.00	\$0.00	\$0.00	\$0.00	\$0.00	\$0.00	\$10,000.00
2741	Productos textiles	\$10,000.00	\$0.00	\$0.00	\$0.00	\$0.00	\$0.00	\$0.00	\$0.00	\$0.00	\$0.00	\$0.00	\$0.00	\$0.00	\$0.00	\$10,000.00

MUNICIPIO DE VILLA DE REYES ESTADO DE SAN LUÍS POTOSÍ

Analítico Mensual de Egresos Ejercidos por Capítulo del Gasto al 31/may/2025

(Cuentas con Movimientos)

(Cifras en pesos y centavos)

Fecha y | 08/ago/2025

hora de Impresión | 10:19 a.m.



Utr: supervisor
Rep: rptAnalíticoPresupuestoEgresos

Objeto del Gasto	Presupuesto Vigente	Ene	Feb	Mar	Abr	May	Jun	Jul	Ago	Sep	Oct	Nov	Dic	Total	Diferencia (Vigente - Total)
2800	Materiales y suministro para seguridad	\$600,000.00	\$0.00	\$0.00	\$0.00	\$0.00	\$0.00	\$0.00	\$0.00	\$0.00	\$0.00	\$0.00	\$0.00	\$0.00	\$600,000.00
2820	Materiales de seguridad pública	\$300,000.00	\$0.00	\$0.00	\$0.00	\$0.00	\$0.00	\$0.00	\$0.00	\$0.00	\$0.00	\$0.00	\$0.00	\$0.00	\$300,000.00
2821	Materiales de seguridad pública	\$300,000.00	\$0.00	\$0.00	\$0.00	\$0.00	\$0.00	\$0.00	\$0.00	\$0.00	\$0.00	\$0.00	\$0.00	\$0.00	\$300,000.00
2830	Prendas de protección para seguridad públi	\$300,000.00	\$0.00	\$0.00	\$0.00	\$0.00	\$0.00	\$0.00	\$0.00	\$0.00	\$0.00	\$0.00	\$0.00	\$0.00	\$300,000.00
2831	Prendas de protección para seguridad públi	\$300,000.00	\$0.00	\$0.00	\$0.00	\$0.00	\$0.00	\$0.00	\$0.00	\$0.00	\$0.00	\$0.00	\$0.00	\$0.00	\$300,000.00
2900	HERRAMIENTAS, REFACCIONES Y ACCE	\$1,314,262.00	\$129,064.23	\$162,339.75	\$120,078.32	\$214,549.81	\$158,510.90	\$0.00	\$0.00	\$0.00	\$0.00	\$0.00	\$0.00	\$784,543.01	\$529,718.99
2910	Herramientas menores	\$438,262.00	\$33,687.76	\$14,417.22	\$57,156.61	\$102,988.07	\$76,662.02	\$0.00	\$0.00	\$0.00	\$0.00	\$0.00	\$0.00	\$284,911.68	\$153,350.32
2911	HERRAMIENTAS MENORES	\$438,262.00	\$33,687.76	\$14,417.22	\$57,156.61	\$102,988.07	\$76,662.02	\$0.00	\$0.00	\$0.00	\$0.00	\$0.00	\$0.00	\$284,911.68	\$153,350.32
2920	Refacciones y accesorios menores de edific	\$100,000.00	\$0.00	\$0.00	\$9,599.98	\$23,510.80	\$0.00	\$0.00	\$0.00	\$0.00	\$0.00	\$0.00	\$0.00	\$33,110.78	\$66,889.22
2921	REFACCIONES Y ACCESORIOS MERES I	\$100,000.00	\$0.00	\$0.00	\$9,599.98	\$23,510.80	\$0.00	\$0.00	\$0.00	\$0.00	\$0.00	\$0.00	\$0.00	\$33,110.78	\$66,889.22
2940	Refacciones y accesorios menores de equi	\$20,000.00	\$0.00	\$6,001.42	\$0.00	\$0.00	\$89.99	\$0.00	\$0.00	\$0.00	\$0.00	\$0.00	\$0.00	\$6,091.41	\$13,908.59
2941	REFACCIONES Y ACCESORIOS MERES I	\$20,000.00	\$0.00	\$6,001.42	\$0.00	\$0.00	\$89.99	\$0.00	\$0.00	\$0.00	\$0.00	\$0.00	\$0.00	\$6,091.41	\$13,908.59
2960	Refacciones y accesorios menores de equi	\$706,000.00	\$92,868.35	\$141,921.11	\$53,321.73	\$82,424.94	\$81,758.89	\$0.00	\$0.00	\$0.00	\$0.00	\$0.00	\$0.00	\$452,295.02	\$253,704.98
2961	REFACCIONES Y ACCESORIOS MERES I	\$706,000.00	\$92,868.35	\$141,921.11	\$53,321.73	\$82,424.94	\$81,758.89	\$0.00	\$0.00	\$0.00	\$0.00	\$0.00	\$0.00	\$452,295.02	\$253,704.98
2980	Refacciones y accesorios menores de maq	\$50,000.00	\$2,508.12	\$0.00	\$0.00	\$5,626.00	\$0.00	\$0.00	\$0.00	\$0.00	\$0.00	\$0.00	\$0.00	\$8,134.12	\$41,865.88
2981	REFACCIONES Y ACCESORIOS MERES I	\$50,000.00	\$2,508.12	\$0.00	\$0.00	\$5,626.00	\$0.00	\$0.00	\$0.00	\$0.00	\$0.00	\$0.00	\$0.00	\$8,134.12	\$41,865.88
3000	SERVICIOS GENERALES	\$70,699,149.20	\$12,607,014.69	\$6,192,768.46	\$4,573,971.88	\$7,028,721.24	\$5,026,083.48	\$0.00	\$0.00	\$0.00	\$0.00	\$0.00	\$0.00	\$35,428,559.75	\$35,270,589.45
3100	SERVICIOS BÁSICOS	\$8,720,000.00	\$805,258.25	\$734,781.50	\$560,544.04	\$677,631.09	\$657,599.00	\$0.00	\$0.00	\$0.00	\$0.00	\$0.00	\$0.00	\$3,435,813.88	\$5,284,186.12
3110	Energía eléctrica	\$8,250,000.00	\$795,115.59	\$693,646.00	\$539,915.00	\$669,994.00	\$644,607.00	\$0.00	\$0.00	\$0.00	\$0.00	\$0.00	\$0.00	\$3,343,277.59	\$4,906,722.41
3111	Energía eléctrica	\$1,050,000.00	\$33,899.59	\$135,972.00	\$30,979.00	\$125,161.00	\$0.00	\$0.00	\$0.00	\$0.00	\$0.00	\$0.00	\$0.00	\$326,011.59	\$723,988.41
3113	DERECHOS ALUMBRADO Y OTROS PAG	\$7,200,000.00	\$761,216.00	\$557,674.00	\$508,936.00	\$544,833.00	\$644,607.00	\$0.00	\$0.00	\$0.00	\$0.00	\$0.00	\$0.00	\$3,017,266.00	\$4,182,734.00
3140	Telefonía Tradicional	\$150,000.00	\$0.00	\$0.00	\$0.00	\$0.00	\$0.00	\$0.00	\$0.00	\$0.00	\$0.00	\$0.00	\$0.00	\$0.00	\$150,000.00
3141	Telefonía tradicional	\$150,000.00	\$0.00	\$0.00	\$0.00	\$0.00	\$0.00	\$0.00	\$0.00	\$0.00	\$0.00	\$0.00	\$0.00	\$0.00	\$150,000.00
3170	Servicios de acceso a Internet, redes y proc	\$300,000.00	\$10,142.66	\$41,135.50	\$20,629.04	\$7,637.09	\$12,992.00	\$0.00	\$0.00	\$0.00	\$0.00	\$0.00	\$0.00	\$92,536.29	\$207,463.71
3171	Servicios de acceso de Internet, redes y prc	\$300,000.00	\$10,142.66	\$41,135.50	\$20,629.04	\$7,637.09	\$12,992.00	\$0.00	\$0.00	\$0.00	\$0.00	\$0.00	\$0.00	\$92,536.29	\$207,463.71
3180	Servicios postales y telegráficos	\$20,000.00	\$0.00	\$0.00	\$0.00	\$0.00	\$0.00	\$0.00	\$0.00	\$0.00	\$0.00	\$0.00	\$0.00	\$0.00	\$20,000.00
3181	SERVICIOS TELEGRÁFICOS	\$10,000.00	\$0.00	\$0.00	\$0.00	\$0.00	\$0.00	\$0.00	\$0.00	\$0.00	\$0.00	\$0.00	\$0.00	\$0.00	\$10,000.00
3182	SERVICIOS POSTALES	\$10,000.00	\$0.00	\$0.00	\$0.00	\$0.00	\$0.00	\$0.00	\$0.00	\$0.00	\$0.00	\$0.00	\$0.00	\$0.00	\$10,000.00
3200	SERVICIOS DE ARRENDAMIENTO	\$11,580,000.00	\$638,114.65	\$950,774.32	\$707,600.00	\$920,614.64	\$515,774.64	\$0.00	\$0.00	\$0.00	\$0.00	\$0.00	\$0.00	\$3,732,878.25	\$7,847,121.75
3220	Arrendamiento de edificios	\$800,000.00	\$37,234.65	\$37,854.32	\$48,720.00	\$29,734.64	\$54,094.64	\$0.00	\$0.00	\$0.00	\$0.00	\$0.00	\$0.00	\$207,638.25	\$592,361.75
3221	Arrendamiento de edificios	\$800,000.00	\$37,234.65	\$37,854.32	\$48,720.00	\$29,734.64	\$54,094.64	\$0.00	\$0.00	\$0.00	\$0.00	\$0.00	\$0.00	\$207,638.25	\$592,361.75
3250	Arrendamiento de equipo de transporte	\$5,840,000.00	\$324,800.00	\$636,840.00	\$382,800.00	\$614,800.00	\$185,600.00	\$0.00	\$0.00	\$0.00	\$0.00	\$0.00	\$0.00	\$2,144,840.00	\$3,695,160.00
3251	Arrendamiento de equipo de transporte	\$5,840,000.00	\$324,800.00	\$636,840.00	\$382,800.00	\$614,800.00	\$185,600.00	\$0.00	\$0.00	\$0.00	\$0.00	\$0.00	\$0.00	\$2,144,840.00	\$3,695,160.00
3260	Arrendamiento de maquinaria, otros equipo:	\$4,940,000.00	\$276,080.00	\$276,080.00	\$276,080.00	\$276,080.00	\$276,080.00	\$0.00	\$0.00	\$0.00	\$0.00	\$0.00	\$0.00	\$1,380,400.00	\$3,559,600.00
3261	Arrendamiento de maquinaria, otros equipo:	\$4,940,000.00	\$276,080.00	\$276,080.00	\$276,080.00	\$276,080.00	\$276,080.00	\$0.00	\$0.00	\$0.00	\$0.00	\$0.00	\$0.00	\$1,380,400.00	\$3,559,600.00
3300	SERVICIOS PROFESIONALES, CIENTÍFIC	\$1,420,000.00	\$72,620.38	\$886,910.38	\$86,609.98	\$65,660.38	\$65,660.38	\$0.00	\$0.00	\$0.00	\$0.00	\$0.00	\$0.00	\$1,177,461.50	\$242,538.50
3310	Servicios legales, de contabilidad, auditoría	\$1,080,000.00	\$65,660.38	\$815,660.38	\$65,660.38	\$65,660.38	\$65,660.38	\$0.00	\$0.00	\$0.00	\$0.00	\$0.00	\$0.00	\$1,078,301.90	\$1,698.10
3311	Servicios legales, de contabilidad, auditoría	\$1,080,000.00	\$65,660.38	\$815,660.38	\$65,660.38	\$65,660.38	\$65,660.38	\$0.00	\$0.00	\$0.00	\$0.00	\$0.00	\$0.00	\$1,078,301.90	\$1,698.10
3320	Servicios de diseño, arquitectura, ingeniería	\$150,000.00	\$0.00	\$0.00	\$0.00	\$0.00	\$0.00	\$0.00	\$0.00	\$0.00	\$0.00	\$0.00	\$0.00	\$0.00	\$150,000.00
3321	Servicios de diseño, arquitectura, ingeniería	\$150,000.00	\$0.00	\$0.00	\$0.00	\$0.00	\$0.00	\$0.00	\$0.00	\$0.00	\$0.00	\$0.00	\$0.00	\$0.00	\$150,000.00

MUNICIPIO DE VILLA DE REYES ESTADO DE SAN LUÍS POTOSÍ


Analítico Mensual de Egresos Ejercidos por Capítulo del Gasto al 31/may/2025

(Cuentas con Movimientos)

(Cifras en pesos y centavos)

Fecha y | 08/ago/2025

hora de Impresión | 10:19 a.m.



Usu: supervisor
Rep: rptAnalíticoPresupuestoEgresos

Objeto del Gasto		Presupuesto Vigente	Ene	Feb	Mar	Abr	May	Jun	Jul	Ago	Sep	Oct	Nov	Dic	Total	Diferencia (Vigente - Total)
3330	Servicios de consultoría administrativa, proc	\$40,000.00	\$0.00	\$0.00	\$0.00	\$0.00	\$0.00	\$0.00	\$0.00	\$0.00	\$0.00	\$0.00	\$0.00	\$0.00	\$0.00	\$40,000.00
3332	SERVICIOS EN TECLOGÍAS DE LA INFOF	\$40,000.00	\$0.00	\$0.00	\$0.00	\$0.00	\$0.00	\$0.00	\$0.00	\$0.00	\$0.00	\$0.00	\$0.00	\$0.00	\$0.00	\$40,000.00
3340	Servicios de capacitación	\$100,000.00	\$6,960.00	\$71,250.00	\$20,949.60	\$0.00	\$0.00	\$0.00	\$0.00	\$0.00	\$0.00	\$0.00	\$0.00	\$0.00	\$99,159.60	\$840.40
3341	Servicios de capacitación	\$100,000.00	\$6,960.00	\$71,250.00	\$20,949.60	\$0.00	\$0.00	\$0.00	\$0.00	\$0.00	\$0.00	\$0.00	\$0.00	\$0.00	\$99,159.60	\$840.40
3390	Servicios profesionales, científicos y técnico	\$50,000.00	\$0.00	\$0.00	\$0.00	\$0.00	\$0.00	\$0.00	\$0.00	\$0.00	\$0.00	\$0.00	\$0.00	\$0.00	\$0.00	\$50,000.00
3391	SERVICIOS PROFEONALES, CIENTÍFICO	\$50,000.00	\$0.00	\$0.00	\$0.00	\$0.00	\$0.00	\$0.00	\$0.00	\$0.00	\$0.00	\$0.00	\$0.00	\$0.00	\$0.00	\$50,000.00
3400	SERVICIOS FINANCIEROS, BANCARIOS Y	\$150,000.00	\$25,794.60	\$6,107.40	\$4,945.08	\$5,790.72	\$11,490.64	\$0.00	\$0.00	\$0.00	\$0.00	\$0.00	\$0.00	\$0.00	\$54,128.44	\$95,871.56
3410	Servicios financieros y bancarios	\$70,000.00	\$6,049.40	\$6,107.40	\$4,945.08	\$5,790.72	\$11,490.64	\$0.00	\$0.00	\$0.00	\$0.00	\$0.00	\$0.00	\$0.00	\$34,383.24	\$35,616.76
3411	Servicios financieros y bancarios	\$70,000.00	\$6,049.40	\$6,107.40	\$4,945.08	\$5,790.72	\$11,490.64	\$0.00	\$0.00	\$0.00	\$0.00	\$0.00	\$0.00	\$0.00	\$34,383.24	\$35,616.76
3450	Seguro de bienes patrimoniales	\$80,000.00	\$19,745.20	\$0.00	\$0.00	\$0.00	\$0.00	\$0.00	\$0.00	\$0.00	\$0.00	\$0.00	\$0.00	\$0.00	\$19,745.20	\$60,254.80
3451	Seguro de bienes patrimoniales	\$80,000.00	\$19,745.20	\$0.00	\$0.00	\$0.00	\$0.00	\$0.00	\$0.00	\$0.00	\$0.00	\$0.00	\$0.00	\$0.00	\$19,745.20	\$60,254.80
3500	SERVICIOS DE INSTALACIÓN, REPARACI	\$4,823,411.20	\$886,297.42	\$283,053.45	\$425,019.58	\$525,155.17	\$123,769.20	\$0.00	\$0.00	\$0.00	\$0.00	\$0.00	\$0.00	\$0.00	\$2,243,294.82	\$2,580,116.38
3510	Conservación y mantenimiento menor de in	\$1,398,108.37	\$332,159.04	\$41,164.00	\$42,514.00	\$283,411.20	\$64,697.17	\$0.00	\$0.00	\$0.00	\$0.00	\$0.00	\$0.00	\$0.00	\$763,945.41	\$634,162.96
3511	CONSERVACIÓN Y MANTENIMIENTO ME	\$1,398,108.37	\$332,159.04	\$41,164.00	\$42,514.00	\$283,411.20	\$64,697.17	\$0.00	\$0.00	\$0.00	\$0.00	\$0.00	\$0.00	\$0.00	\$763,945.41	\$634,162.96
3520	Instalación, reparación y mantenimiento de	\$20,000.00	\$0.00	\$0.00	\$0.00	\$0.00	\$0.00	\$0.00	\$0.00	\$0.00	\$0.00	\$0.00	\$0.00	\$0.00	\$0.00	\$20,000.00
3521	Instalación, reparación y mantenimiento de	\$20,000.00	\$0.00	\$0.00	\$0.00	\$0.00	\$0.00	\$0.00	\$0.00	\$0.00	\$0.00	\$0.00	\$0.00	\$0.00	\$0.00	\$20,000.00
3530	Instalación, reparación y mantenimiento de	\$300,000.00	\$22,040.00	\$94,346.66	\$7,207.20	\$101,411.06	\$37,661.33	\$0.00	\$0.00	\$0.00	\$0.00	\$0.00	\$0.00	\$0.00	\$262,666.25	\$37,333.75
3531	INSTALACIÓN, REPARACIÓN Y MANTENI	\$300,000.00	\$22,040.00	\$94,346.66	\$7,207.20	\$101,411.06	\$37,661.33	\$0.00	\$0.00	\$0.00	\$0.00	\$0.00	\$0.00	\$0.00	\$262,666.25	\$37,333.75
3550	Reparación y mantenimiento de equipo de t	\$2,935,302.83	\$532,098.38	\$147,542.79	\$312,724.50	\$118,872.91	\$21,410.70	\$0.00	\$0.00	\$0.00	\$0.00	\$0.00	\$0.00	\$0.00	\$1,132,649.28	\$1,802,653.55
3551	Reparación y mantenimiento de equipo de t	\$2,935,302.83	\$532,098.38	\$147,542.79	\$312,724.50	\$118,872.91	\$21,410.70	\$0.00	\$0.00	\$0.00	\$0.00	\$0.00	\$0.00	\$0.00	\$1,132,649.28	\$1,802,653.55
3570	Instalación, reparación y mantenimiento de	\$100,000.00	\$0.00	\$0.00	\$62,573.88	\$21,460.00	\$0.00	\$0.00	\$0.00	\$0.00	\$0.00	\$0.00	\$0.00	\$0.00	\$84,033.88	\$15,966.12
3571	INSTALACIÓN, REPARACIÓN Y MANTENI	\$100,000.00	\$0.00	\$0.00	\$62,573.88	\$21,460.00	\$0.00	\$0.00	\$0.00	\$0.00	\$0.00	\$0.00	\$0.00	\$0.00	\$84,033.88	\$15,966.12
3580	Servicios de limpieza y manejo de desecho:	\$50,000.00	\$0.00	\$0.00	\$0.00	\$0.00	\$0.00	\$0.00	\$0.00	\$0.00	\$0.00	\$0.00	\$0.00	\$0.00	\$0.00	\$50,000.00
3581	Servicios de limpieza y manejo de desecho:	\$50,000.00	\$0.00	\$0.00	\$0.00	\$0.00	\$0.00	\$0.00	\$0.00	\$0.00	\$0.00	\$0.00	\$0.00	\$0.00	\$0.00	\$50,000.00
3590	Servicios de jardinería y fumigación	\$20,000.00	\$0.00	\$0.00	\$0.00	\$0.00	\$0.00	\$0.00	\$0.00	\$0.00	\$0.00	\$0.00	\$0.00	\$0.00	\$0.00	\$20,000.00
3591	Servicios de jardinería y fumigación	\$20,000.00	\$0.00	\$0.00	\$0.00	\$0.00	\$0.00	\$0.00	\$0.00	\$0.00	\$0.00	\$0.00	\$0.00	\$0.00	\$0.00	\$20,000.00
3600	SERVICIOS DE COMUNICACIÓN SOCIAL	\$1,350,000.00	\$16,240.00	\$132,320.00	\$182,120.00	\$35,960.00	\$329,830.00	\$0.00	\$0.00	\$0.00	\$0.00	\$0.00	\$0.00	\$0.00	\$696,470.00	\$653,530.00
3610	Difusión por radio,televisión y otros medios	\$1,135,000.00	\$0.00	\$132,320.00	\$99,760.00	\$23,200.00	\$329,830.00	\$0.00	\$0.00	\$0.00	\$0.00	\$0.00	\$0.00	\$0.00	\$585,110.00	\$549,890.00
3611	DIFUÓN POR RADIO, TELEVIÓN Y OTRO:	\$685,000.00	\$0.00	\$132,320.00	\$99,760.00	\$23,200.00	\$329,830.00	\$0.00	\$0.00	\$0.00	\$0.00	\$0.00	\$0.00	\$0.00	\$585,110.00	\$99,890.00
3612	INFORME DE GOBIER	\$450,000.00	\$0.00	\$0.00	\$0.00	\$0.00	\$0.00	\$0.00	\$0.00	\$0.00	\$0.00	\$0.00	\$0.00	\$0.00	\$0.00	\$450,000.00
3650	Servicios de la industria fílmica, del sonido y	\$100,000.00	\$0.00	\$0.00	\$0.00	\$0.00	\$0.00	\$0.00	\$0.00	\$0.00	\$0.00	\$0.00	\$0.00	\$0.00	\$0.00	\$100,000.00
3651	SERVICIOS DE LA INDUSTRIA FÍLMICA, I	\$100,000.00	\$0.00	\$0.00	\$0.00	\$0.00	\$0.00	\$0.00	\$0.00	\$0.00	\$0.00	\$0.00	\$0.00	\$0.00	\$0.00	\$100,000.00
3660	Servicios de creación y difusión de contenid	\$115,000.00	\$16,240.00	\$0.00	\$82,360.00	\$12,760.00	\$0.00	\$0.00	\$0.00	\$0.00	\$0.00	\$0.00	\$0.00	\$0.00	\$111,360.00	\$3,640.00
3661	SERVICIO DE CREACIÓN Y DIFUÓN DE C	\$115,000.00	\$16,240.00	\$0.00	\$82,360.00	\$12,760.00	\$0.00	\$0.00	\$0.00	\$0.00	\$0.00	\$0.00	\$0.00	\$0.00	\$111,360.00	\$3,640.00
3700	Servicios de traslados y viáticos	\$50,000.00	\$0.00	\$0.00	\$0.00	\$0.00	\$0.00	\$0.00	\$0.00	\$0.00	\$0.00	\$0.00	\$0.00	\$0.00	\$0.00	\$50,000.00
3750	Viáticos en el país	\$50,000.00	\$0.00	\$0.00	\$0.00	\$0.00	\$0.00	\$0.00	\$0.00	\$0.00	\$0.00	\$0.00	\$0.00	\$0.00	\$0.00	\$50,000.00
3751	Viáticos en el país	\$50,000.00	\$0.00	\$0.00	\$0.00	\$0.00	\$0.00	\$0.00	\$0.00	\$0.00	\$0.00	\$0.00	\$0.00	\$0.00	\$0.00	\$50,000.00
3800	SERVICIOS OFICIALES	\$35,600,000.00	\$10,148,189.39	\$2,258,731.33	\$2,105,495.20	\$4,792,171.74	\$3,321,959.62	\$0.00	\$0.00	\$0.00	\$0.00	\$0.00	\$0.00	\$0.00	\$22,626,547.28	\$12,973,452.72
3810	Gastos ceremonial	\$3,500,000.00	\$156,243.74	\$707,546.45	\$1,409,315.35	\$30,000.00	\$284,892.35	\$0.00	\$0.00	\$0.00	\$0.00	\$0.00	\$0.00	\$0.00	\$2,587,997.89	\$912,002.11
3811	Gastos de ceremonial	\$3,500,000.00	\$156,243.74	\$707,546.45	\$1,409,315.35	\$30,000.00	\$284,892.35	\$0.00	\$0.00	\$0.00	\$0.00	\$0.00	\$0.00	\$0.00	\$2,587,997.89	\$912,002.11

**MUNICIPIO DE VILLA DE REYES
ESTADO DE SAN LUÍS POTOSÍ**


Analítico Mensual de Egresos Ejercidos por Capítulo del Gasto al 31/may/2025

(Cuentas con Movimientos)

(Cifras en pesos y centavos)

Fecha y | 08/ago/2025

hora de Impresión | 10:19 a.m.



Usr: supervisor
Rep: rptAnalíticoPresupuestoEgresos

Objeto del Gasto		Presupuesto Vigente	Ene	Feb	Mar	Abr	May	Jun	Jul	Ago	Sep	Oct	Nov	Dic	Total	Diferencia (Vigente - Total)
3820	Gastos de orden social y cultural	\$16,988,400.00	\$3,971,545.65	\$1,539,584.88	\$696,179.85	\$4,762,171.74	\$3,037,067.27	\$0.00	\$0.00	\$0.00	\$0.00	\$0.00	\$0.00	\$0.00	\$14,006,549.39	\$2,981,850.61
3821	Gastos de orden social y cultural	\$16,988,400.00	\$3,971,545.65	\$1,539,584.88	\$696,179.85	\$4,762,171.74	\$3,037,067.27	\$0.00	\$0.00	\$0.00	\$0.00	\$0.00	\$0.00	\$0.00	\$14,006,549.39	\$2,981,850.61
3840	Exposiciones	\$15,111,600.00	\$6,020,400.00	\$11,600.00	\$0.00	\$0.00	\$0.00	\$0.00	\$0.00	\$0.00	\$0.00	\$0.00	\$0.00	\$0.00	\$6,032,000.00	\$9,079,600.00
3841	EXPOSICIONES	\$15,011,600.00	\$6,020,400.00	\$11,600.00	\$0.00	\$0.00	\$0.00	\$0.00	\$0.00	\$0.00	\$0.00	\$0.00	\$0.00	\$0.00	\$6,032,000.00	\$8,979,600.00
3843	ESPECTACULOS CULTURALES	\$100,000.00	\$0.00	\$0.00	\$0.00	\$0.00	\$0.00	\$0.00	\$0.00	\$0.00	\$0.00	\$0.00	\$0.00	\$0.00	\$0.00	\$100,000.00
3900	OTROS SERVICIOS GENERALES	\$7,005,738.00	\$14,500.00	\$940,090.08	\$501,638.00	\$5,737.50	\$0.00	\$0.00	\$0.00	\$0.00	\$0.00	\$0.00	\$0.00	\$0.00	\$1,461,965.58	\$5,543,772.42
3910	Servicios funerales y de cementerios	\$155,738.00	\$14,500.00	\$0.00	\$9,280.00	\$5,737.50	\$0.00	\$0.00	\$0.00	\$0.00	\$0.00	\$0.00	\$0.00	\$0.00	\$29,517.50	\$126,220.50
3911	Servicios funerarios y de cementerios	\$155,738.00	\$14,500.00	\$0.00	\$9,280.00	\$5,737.50	\$0.00	\$0.00	\$0.00	\$0.00	\$0.00	\$0.00	\$0.00	\$0.00	\$29,517.50	\$126,220.50
3920	Impuestos y derechos	\$1,050,000.00	\$0.00	\$0.00	\$252,642.00	\$0.00	\$0.00	\$0.00	\$0.00	\$0.00	\$0.00	\$0.00	\$0.00	\$0.00	\$252,642.00	\$797,358.00
3921	Impuestos y derechos	\$1,050,000.00	\$0.00	\$0.00	\$252,642.00	\$0.00	\$0.00	\$0.00	\$0.00	\$0.00	\$0.00	\$0.00	\$0.00	\$0.00	\$252,642.00	\$797,358.00
3950	Penas, multas, accesorios y actualizaciones	\$1,800,000.00	\$0.00	\$318,643.08	\$37,869.00	\$0.00	\$0.00	\$0.00	\$0.00	\$0.00	\$0.00	\$0.00	\$0.00	\$0.00	\$356,512.08	\$1,443,487.92
3951	Penas, multas, accesorios y actualizaciones	\$1,800,000.00	\$0.00	\$318,643.08	\$37,869.00	\$0.00	\$0.00	\$0.00	\$0.00	\$0.00	\$0.00	\$0.00	\$0.00	\$0.00	\$356,512.08	\$1,443,487.92
3980	Impuesto sobre nóminas y otros que se deri	\$4,000,000.00	\$0.00	\$621,447.00	\$201,847.00	\$0.00	\$0.00	\$0.00	\$0.00	\$0.00	\$0.00	\$0.00	\$0.00	\$0.00	\$823,294.00	\$3,176,706.00
3981	Impuesto sobre nóminas y otros que se deri	\$4,000,000.00	\$0.00	\$621,447.00	\$201,847.00	\$0.00	\$0.00	\$0.00	\$0.00	\$0.00	\$0.00	\$0.00	\$0.00	\$0.00	\$823,294.00	\$3,176,706.00
4000	TRANSFERENCIAS, ASIGNACIONES	\$127,550,000.00	\$7,422,020.79	\$13,546,832....	\$7,939,188.69	\$9,324,245.35	\$11,094,346.98	\$0.00	\$0.00	\$0.00	\$0.00	\$0.00	\$0.00	\$0.00	\$49,326,634.29	\$78,223,365.71
4100	TRANSFERENCIAS INTERNAS Y ASIGNAC	\$10,000,000.00	\$1,473,937.69	\$474,181.00	\$800,000.00	\$1,039,157.20	\$1,300,559.00	\$0.00	\$0.00	\$0.00	\$0.00	\$0.00	\$0.00	\$0.00	\$5,087,834.89	\$4,912,165.11
4150	Transferencia internas otorgadas a entidade	\$10,000,000.00	\$1,473,937.69	\$474,181.00	\$800,000.00	\$1,039,157.20	\$1,300,559.00	\$0.00	\$0.00	\$0.00	\$0.00	\$0.00	\$0.00	\$0.00	\$5,087,834.89	\$4,912,165.11
4152	TRANSFERENCIAS CORRIENTES A ORG	\$10,000,000.00	\$1,473,937.69	\$474,181.00	\$800,000.00	\$1,039,157.20	\$1,300,559.00	\$0.00	\$0.00	\$0.00	\$0.00	\$0.00	\$0.00	\$0.00	\$5,087,834.89	\$4,912,165.11
4400	AYUDAS SOCIALES	\$111,550,000.00	\$5,350,075.01	\$12,673,979....	\$6,939,852.66	\$7,791,848.48	\$9,375,182.32	\$0.00	\$0.00	\$0.00	\$0.00	\$0.00	\$0.00	\$0.00	\$42,130,937.89	\$69,419,062.11
4410	Ayudas sociales a personas	\$103,650,000.00	\$5,074,612.99	\$12,052,789....	\$6,669,977.26	\$7,516,463.49	\$8,933,782.94	\$0.00	\$0.00	\$0.00	\$0.00	\$0.00	\$0.00	\$0.00	\$40,247,625.88	\$63,402,374.12
4411	Ayudas sociales a personas	\$103,650,000.00	\$5,074,612.99	\$12,052,789....	\$6,669,977.26	\$7,516,463.49	\$8,933,782.94	\$0.00	\$0.00	\$0.00	\$0.00	\$0.00	\$0.00	\$0.00	\$40,247,625.88	\$63,402,374.12
4430	Ayudas sociales a instituciones de enseñan	\$3,400,000.00	\$198,902.02	\$581,022.20	\$269,875.40	\$225,384.99	\$314,579.44	\$0.00	\$0.00	\$0.00	\$0.00	\$0.00	\$0.00	\$0.00	\$1,589,764.05	\$1,810,235.95
4431	AYUDAS SOCIALES A INSTITUCIONES D	\$3,400,000.00	\$198,902.02	\$581,022.20	\$269,875.40	\$225,384.99	\$314,579.44	\$0.00	\$0.00	\$0.00	\$0.00	\$0.00	\$0.00	\$0.00	\$1,589,764.05	\$1,810,235.95
4450	Ayudas sociales a instituciones sin fines de	\$4,500,000.00	\$76,560.00	\$40,168.02	\$0.00	\$50,000.00	\$126,819.94	\$0.00	\$0.00	\$0.00	\$0.00	\$0.00	\$0.00	\$0.00	\$293,547.96	\$4,206,452.04
4451	AYUDAS SOCIALES A INSTITUCIONES N	\$4,500,000.00	\$76,560.00	\$40,168.02	\$0.00	\$50,000.00	\$126,819.94	\$0.00	\$0.00	\$0.00	\$0.00	\$0.00	\$0.00	\$0.00	\$293,547.96	\$4,206,452.04
4500	PENSIONES Y JUBILACIONES	\$6,000,000.00	\$598,008.09	\$398,672.06	\$199,336.03	\$493,239.67	\$418,605.66	\$0.00	\$0.00	\$0.00	\$0.00	\$0.00	\$0.00	\$0.00	\$2,107,861.51	\$3,892,138.49
4510	Pensiones	\$6,000,000.00	\$598,008.09	\$398,672.06	\$199,336.03	\$493,239.67	\$418,605.66	\$0.00	\$0.00	\$0.00	\$0.00	\$0.00	\$0.00	\$0.00	\$2,107,861.51	\$3,892,138.49
4511	PENSIONES	\$6,000,000.00	\$598,008.09	\$398,672.06	\$199,336.03	\$493,239.67	\$418,605.66	\$0.00	\$0.00	\$0.00	\$0.00	\$0.00	\$0.00	\$0.00	\$2,107,861.51	\$3,892,138.49
5000	BIENES MUEBLES, INMUEBLES E IN	\$4,640,000.00	\$1,346,697.67	\$204,111.99	\$10,034.00	\$0.00	\$57,827.79	\$0.00	\$0.00	\$0.00	\$0.00	\$0.00	\$0.00	\$0.00	\$1,618,671.45	\$3,021,328.55
5100	MOBILIARIO Y EQUIPO DE ADMINISTRAC	\$1,026,102.00	\$81,722.00	\$143,434.00	\$10,034.00	\$0.00	\$20,827.80	\$0.00	\$0.00	\$0.00	\$0.00	\$0.00	\$0.00	\$0.00	\$256,017.80	\$770,084.20
5110	Muebles de oficina y estantería	\$150,000.00	\$0.00	\$0.00	\$0.00	\$0.00	\$0.00	\$0.00	\$0.00	\$0.00	\$0.00	\$0.00	\$0.00	\$0.00	\$0.00	\$150,000.00
5111	Muebles de oficina y estantería	\$150,000.00	\$0.00	\$0.00	\$0.00	\$0.00	\$0.00	\$0.00	\$0.00	\$0.00	\$0.00	\$0.00	\$0.00	\$0.00	\$0.00	\$150,000.00
5120	Muebles, excepto de oficina y estantería	\$50,000.00	\$0.00	\$0.00	\$0.00	\$0.00	\$0.00	\$0.00	\$0.00	\$0.00	\$0.00	\$0.00	\$0.00	\$0.00	\$0.00	\$50,000.00
5121	Muebles, excepto de oficina y estantería	\$50,000.00	\$0.00	\$0.00	\$0.00	\$0.00	\$0.00	\$0.00	\$0.00	\$0.00	\$0.00	\$0.00	\$0.00	\$0.00	\$0.00	\$50,000.00
5150	Equipos de cómputo y de tecnologías de la	\$800,000.00	\$81,722.00	\$143,434.00	\$10,034.00	\$0.00	\$20,827.80	\$0.00	\$0.00	\$0.00	\$0.00	\$0.00	\$0.00	\$0.00	\$256,017.80	\$543,982.20
5151	EQUIPO DE CÓMPUTO Y DE TECNOLOG	\$800,000.00	\$81,722.00	\$143,434.00	\$10,034.00	\$0.00	\$20,827.80	\$0.00	\$0.00	\$0.00	\$0.00	\$0.00	\$0.00	\$0.00	\$256,017.80	\$543,982.20
5190	Otro mobiliario y equipo de administración	\$26,102.00	\$0.00	\$0.00	\$0.00	\$0.00	\$0.00	\$0.00	\$0.00	\$0.00	\$0.00	\$0.00	\$0.00	\$0.00	\$0.00	\$26,102.00
5191	Otros mobiliarios y equipos de administraci	\$26,102.00	\$0.00	\$0.00	\$0.00	\$0.00	\$0.00	\$0.00	\$0.00	\$0.00	\$0.00	\$0.00	\$0.00	\$0.00	\$0.00	\$26,102.00
5200	MOBILIARIO Y EQUIPO EDUCACIONAL Y	\$53,898.00	\$0.00	\$43,897.99	\$0.00	\$0.00	\$0.00	\$0.00	\$0.00	\$0.00	\$0.00	\$0.00	\$0.00	\$0.00	\$43,897.99	\$10,000.01
5210	Equipos y aparatos audiovisuales	\$10,000.00	\$0.00	\$0.00	\$0.00	\$0.00	\$0.00	\$0.00	\$0.00	\$0.00	\$0.00	\$0.00	\$0.00	\$0.00	\$0.00	\$10,000.00

**MUNICIPIO DE VILLA DE REYES
ESTADO DE SAN LUÍS POTOSÍ**


Analítico Mensual de Egresos Ejercidos por Capítulo del Gasto al 31/may/2025

(Cuentas con Movimientos)

(Cifras en pesos y centavos)

Fecha y | 08/ago/2025

hora de Impresión | 10:19 a.m.



Usr: supervisor
Rep: rptAnalíticoPresupuestoEgresos

Objeto del Gasto		Presupuesto Vigente	Ene	Feb	Mar	Abr	May	Jun	Jul	Ago	Sep	Oct	Nov	Dic	Total	Diferencia (Vigente - Total)
5211	Equipos y aparatos audiovisuales	\$10,000.00	\$0.00	\$0.00	\$0.00	\$0.00	\$0.00	\$0.00	\$0.00	\$0.00	\$0.00	\$0.00	\$0.00	\$0.00	\$0.00	\$10,000.00
5230	Cámaras fotográficas y de video	\$43,898.00	\$0.00	\$43,897.99	\$0.00	\$0.00	\$0.00	\$0.00	\$0.00	\$0.00	\$0.00	\$0.00	\$0.00	\$0.00	\$43,897.99	\$0.01
5231	Cámaras fotográficas y de video	\$43,898.00	\$0.00	\$43,897.99	\$0.00	\$0.00	\$0.00	\$0.00	\$0.00	\$0.00	\$0.00	\$0.00	\$0.00	\$0.00	\$43,897.99	\$0.01
5300	EQUIPO E INSTRUMENTAL MÉDICO Y DE	\$40,000.00	\$0.00	\$0.00	\$0.00	\$0.00	\$0.00	\$0.00	\$0.00	\$0.00	\$0.00	\$0.00	\$0.00	\$0.00	\$0.00	\$40,000.00
5310	Equipo médico y de laboratorio	\$20,000.00	\$0.00	\$0.00	\$0.00	\$0.00	\$0.00	\$0.00	\$0.00	\$0.00	\$0.00	\$0.00	\$0.00	\$0.00	\$0.00	\$20,000.00
5311	Equipo médico y de laboratorio	\$20,000.00	\$0.00	\$0.00	\$0.00	\$0.00	\$0.00	\$0.00	\$0.00	\$0.00	\$0.00	\$0.00	\$0.00	\$0.00	\$0.00	\$20,000.00
5320	Instrumental médico y de laboratorio	\$20,000.00	\$0.00	\$0.00	\$0.00	\$0.00	\$0.00	\$0.00	\$0.00	\$0.00	\$0.00	\$0.00	\$0.00	\$0.00	\$0.00	\$20,000.00
5321	Instrumental médico y de laboratorio	\$20,000.00	\$0.00	\$0.00	\$0.00	\$0.00	\$0.00	\$0.00	\$0.00	\$0.00	\$0.00	\$0.00	\$0.00	\$0.00	\$0.00	\$20,000.00
5400	VEHÍCULOS Y EQUIPO DE TRANSPORTE	\$3,000,000.00	\$960,800.00	\$0.00	\$0.00	\$0.00	\$0.00	\$0.00	\$0.00	\$0.00	\$0.00	\$0.00	\$0.00	\$0.00	\$960,800.00	\$2,039,200.00
5410	Automóviles y Equipo Terrestre	\$3,000,000.00	\$960,800.00	\$0.00	\$0.00	\$0.00	\$0.00	\$0.00	\$0.00	\$0.00	\$0.00	\$0.00	\$0.00	\$0.00	\$960,800.00	\$2,039,200.00
5411	Vehículos y equipo terrestre	\$3,000,000.00	\$960,800.00	\$0.00	\$0.00	\$0.00	\$0.00	\$0.00	\$0.00	\$0.00	\$0.00	\$0.00	\$0.00	\$0.00	\$960,800.00	\$2,039,200.00
5600	MAQUINARIA, OTROS EQUIPOS Y HERRA	\$520,000.00	\$304,175.67	\$16,780.00	\$0.00	\$0.00	\$36,999.99	\$0.00	\$0.00	\$0.00	\$0.00	\$0.00	\$0.00	\$0.00	\$357,955.66	\$162,044.34
5620	Maquinaria y equipo industrial	\$80,000.00	\$0.00	\$0.00	\$0.00	\$0.00	\$0.00	\$0.00	\$0.00	\$0.00	\$0.00	\$0.00	\$0.00	\$0.00	\$0.00	\$80,000.00
5621	Maquinaria y equipo industrial	\$80,000.00	\$0.00	\$0.00	\$0.00	\$0.00	\$0.00	\$0.00	\$0.00	\$0.00	\$0.00	\$0.00	\$0.00	\$0.00	\$0.00	\$80,000.00
5630	Maquinaria y equipo de construcción	\$59,000.00	\$0.00	\$0.00	\$0.00	\$0.00	\$0.00	\$0.00	\$0.00	\$0.00	\$0.00	\$0.00	\$0.00	\$0.00	\$0.00	\$59,000.00
5631	Maquinaria y equipo de construcción	\$59,000.00	\$0.00	\$0.00	\$0.00	\$0.00	\$0.00	\$0.00	\$0.00	\$0.00	\$0.00	\$0.00	\$0.00	\$0.00	\$0.00	\$59,000.00
5640	Sistemas de aire acondicionado, calefacció	\$20,000.00	\$0.00	\$0.00	\$0.00	\$0.00	\$0.00	\$0.00	\$0.00	\$0.00	\$0.00	\$0.00	\$0.00	\$0.00	\$0.00	\$20,000.00
5641	STEMAS DE AIRE ACONDICIONADO, CAI	\$20,000.00	\$0.00	\$0.00	\$0.00	\$0.00	\$0.00	\$0.00	\$0.00	\$0.00	\$0.00	\$0.00	\$0.00	\$0.00	\$0.00	\$20,000.00
5660	Equipos de generación eléctrica, aparatos y	\$61,000.00	\$60,575.67	\$0.00	\$0.00	\$0.00	\$0.00	\$0.00	\$0.00	\$0.00	\$0.00	\$0.00	\$0.00	\$0.00	\$60,575.67	\$424.33
5661	Equipos de generación eléctrica, aparatos y	\$61,000.00	\$60,575.67	\$0.00	\$0.00	\$0.00	\$0.00	\$0.00	\$0.00	\$0.00	\$0.00	\$0.00	\$0.00	\$0.00	\$60,575.67	\$424.33
5670	Herramientas y máquinas-herramientas	\$300,000.00	\$243,600.00	\$16,780.00	\$0.00	\$0.00	\$36,999.99	\$0.00	\$0.00	\$0.00	\$0.00	\$0.00	\$0.00	\$0.00	\$297,379.99	\$2,620.01
5671	Herramientas y máquinas-herramienta	\$300,000.00	\$243,600.00	\$16,780.00	\$0.00	\$0.00	\$36,999.99	\$0.00	\$0.00	\$0.00	\$0.00	\$0.00	\$0.00	\$0.00	\$297,379.99	\$2,620.01
6000	INVERSIÓN PÚBLICA	\$55,566,956.00	\$1,006,392.80	\$1,056,763.77	\$7,072,533.79	\$3,702,971.10	\$3,589,372.66	\$0.00	\$0.00	\$0.00	\$0.00	\$0.00	\$0.00	\$0.00	\$16,428,034.12	\$39,138,921.88
6100	OBRA PÚBLICA EN BIENES DE DOMINIO	\$55,338,956.00	\$1,006,392.80	\$828,763.77	\$7,072,533.79	\$3,702,971.10	\$3,589,372.66	\$0.00	\$0.00	\$0.00	\$0.00	\$0.00	\$0.00	\$0.00	\$16,200,034.12	\$39,138,921.88
6120	Edificación no habitacional	\$4,705,044.88	\$0.00	\$0.00	\$2,993,172.84	\$0.00	\$1,711,872.04	\$0.00	\$0.00	\$0.00	\$0.00	\$0.00	\$0.00	\$0.00	\$4,705,044.88	\$0.00
6122	CONSTRUCCIÓN Y/O REHABILITACIÓN I	\$1,739,728.80	\$0.00	\$0.00	\$1,251,999.99	\$0.00	\$487,728.81	\$0.00	\$0.00	\$0.00	\$0.00	\$0.00	\$0.00	\$0.00	\$1,739,728.80	\$0.00
6124	CONSTRUCCIÓN Y/O REHABILITACIÓN I	\$2,965,316.08	\$0.00	\$0.00	\$1,741,172.85	\$0.00	\$1,224,143.23	\$0.00	\$0.00	\$0.00	\$0.00	\$0.00	\$0.00	\$0.00	\$2,965,316.08	\$0.00
6130	Construcción de obras para el abastecimier	\$18,680,493.19	\$0.00	\$828,763.77	\$760,874.46	\$2,702,971.10	\$878,664.86	\$0.00	\$0.00	\$0.00	\$0.00	\$0.00	\$0.00	\$0.00	\$5,171,274.19	\$13,509,219.00
6131	CONSTRUCCIÓN DE OBRAS PARA EL AÉ	\$18,680,493.19	\$0.00	\$828,763.77	\$760,874.46	\$2,702,971.10	\$878,664.86	\$0.00	\$0.00	\$0.00	\$0.00	\$0.00	\$0.00	\$0.00	\$5,171,274.19	\$13,509,219.00
6140	División de terrenos y construcción de obra:	\$31,953,417.93	\$1,006,392.80	\$0.00	\$3,318,486.49	\$1,000,000.00	\$998,835.76	\$0.00	\$0.00	\$0.00	\$0.00	\$0.00	\$0.00	\$0.00	\$6,323,715.05	\$25,629,702.88
6141	DIVIÓN DE TERRES Y CONSTRUCCIÓN I	\$31,953,417.93	\$1,006,392.80	\$0.00	\$3,318,486.49	\$1,000,000.00	\$998,835.76	\$0.00	\$0.00	\$0.00	\$0.00	\$0.00	\$0.00	\$0.00	\$6,323,715.05	\$25,629,702.88
6300	PROYECTOS PRODUCTIVOS Y ACCIONE\$	\$228,000.00	\$0.00	\$228,000.00	\$0.00	\$0.00	\$0.00	\$0.00	\$0.00	\$0.00	\$0.00	\$0.00	\$0.00	\$0.00	\$228,000.00	\$0.00
6320	Ejecucion de proyectos productivos no inclu	\$228,000.00	\$0.00	\$228,000.00	\$0.00	\$0.00	\$0.00	\$0.00	\$0.00	\$0.00	\$0.00	\$0.00	\$0.00	\$0.00	\$228,000.00	\$0.00
6324	PROYECTOS PRODUCTIVOS Y ACCIONE	\$228,000.00	\$0.00	\$228,000.00	\$0.00	\$0.00	\$0.00	\$0.00	\$0.00	\$0.00	\$0.00	\$0.00	\$0.00	\$0.00	\$228,000.00	\$0.00
9000	DEUDA PÚBLICA	\$10,600,000.00	\$2,007,168.92	\$4,431,114.36	\$1,622,259.65	\$1,245,145.46	\$1,115,923.18	\$0.00	\$0.00	\$0.00	\$0.00	\$0.00	\$0.00	\$0.00	\$10,421,611.57	\$178,388.43
9900	ADEUDOS DE EJERCICIOS FISCALES AN	\$10,600,000.00	\$2,007,168.92	\$4,431,114.36	\$1,622,259.65	\$1,245,145.46	\$1,115,923.18	\$0.00	\$0.00	\$0.00	\$0.00	\$0.00	\$0.00	\$0.00	\$10,421,611.57	\$178,388.43
9910	ADEFAS	\$10,600,000.00	\$2,007,168.92	\$4,431,114.36	\$1,622,259.65	\$1,245,145.46	\$1,115,923.18	\$0.00	\$0.00	\$0.00	\$0.00	\$0.00	\$0.00	\$0.00	\$10,421,611.57	\$178,388.43
9911	ADEFAS	\$10,600,000.00	\$2,007,168.92	\$4,431,114.36	\$1,622,259.65	\$1,245,145.46	\$1,115,923.18	\$0.00	\$0.00	\$0.00	\$0.00	\$0.00	\$0.00	\$0.00	\$10,421,611.57	\$178,388.43
Total		\$412,397,526.00	\$35,093,601...	\$35,750,025...	\$31,096,425...	\$31,636,451...	\$31,258,078...	\$0.00	\$0.00	\$0.00	\$0.00	\$0.00	\$0.00	\$0.00	\$164,834,582.50	\$247,562,943.50