

COMISION ESTATAL DE GARANTIA DE ACCESO A LA INFORMACION PUBLICA (CEGAIP)

SAN LUIS POTOSI


Estado Analítico del Ejercicio del Presupuesto por Capítulo del Gasto Del 01/ene./2022 Al 30/nov./2022

Usr: Supervisor
rptEstadoAnalitico


Ejercicio del Presupuesto		Egresos Aprobado	Ampliaciones / (Reducciones)	Egresos Modificado	Egresos Comprometido	Egresos Devengado	Egresos Ejercido	Pagado	Subejercicio
1000	SERVICIOS PERSONALES	\$24,939,740.98	\$157,262.50	\$25,097,003.48	\$25,097,003.48	\$21,035,927.88	\$21,035,927.88	\$20,611,692.61	\$4,061,075.60
1100	REMUNERACIONES AL PERSONAL DE	\$14,147,294.08	-\$704,106.08	\$13,443,188.00	\$13,443,188.00	\$12,230,747.83	\$12,230,747.83	\$12,230,747.83	\$1,212,440.17
1130	Sueldos base al personal permanente	\$14,147,294.08	-\$704,106.08	\$13,443,188.00	\$13,443,188.00	\$12,230,747.83	\$12,230,747.83	\$12,230,747.83	\$1,212,440.17
1131	Sueldos base al personal permanente	\$14,147,294.08	-\$704,106.08	\$13,443,188.00	\$13,443,188.00	\$12,230,747.83	\$12,230,747.83	\$12,230,747.83	\$1,212,440.17
1200	REMUNERACIONES AL PERSONAL DE	\$101,209.00	\$1,124,480.91	\$1,225,689.91	\$1,225,689.91	\$1,152,455.59	\$1,152,455.59	\$1,152,455.59	\$73,234.32
1210	Honorarios asimilables a salarios	\$101,209.00	\$1,107,107.86	\$1,208,316.86	\$1,208,316.86	\$1,138,318.35	\$1,138,318.35	\$1,138,318.35	\$69,998.51
1211	Honorarios asimilables a salarios	\$101,209.00	\$1,107,107.86	\$1,208,316.86	\$1,208,316.86	\$1,138,318.35	\$1,138,318.35	\$1,138,318.35	\$69,998.51
1230	Retribuciones por servicios de carácter social	\$0.00	\$17,373.05	\$17,373.05	\$17,373.05	\$14,137.24	\$14,137.24	\$14,137.24	\$3,235.81
1231	Retribuciones por servicios de carácter social	\$0.00	\$17,373.05	\$17,373.05	\$17,373.05	\$14,137.24	\$14,137.24	\$14,137.24	\$3,235.81
1300	REMUNERACIONES ADICIONALES Y	\$4,393,166.60	-\$201,768.75	\$4,191,407.85	\$4,191,407.85	\$2,004,872.32	\$2,004,872.32	\$2,004,872.32	\$2,186,535.53
1310	Primas por años de servicios efectivos	\$83,423.05	-\$80,232.01	\$33,191.04	\$33,191.04	\$33,191.04	\$33,191.04	\$33,191.04	\$0.00
1311	Primas por años de servicios efectivos	\$83,423.05	-\$80,232.01	\$33,191.04	\$33,191.04	\$33,191.04	\$33,191.04	\$33,191.04	\$0.00
1320	Primas de vacaciones, dominical y gratificación	\$4,309,743.55	-\$151,526.74	\$4,158,216.81	\$4,158,216.81	\$1,971,681.28	\$1,971,681.28	\$1,971,681.28	\$2,186,535.53
1321	Primas de vacaciones, dominical y gratificación	\$4,309,743.55	-\$151,526.74	\$4,158,216.81	\$4,158,216.81	\$1,971,681.28	\$1,971,681.28	\$1,971,681.28	\$2,186,535.53
1400	SEGURIDAD SOCIAL	\$3,653,895.30	-\$222,403.78	\$3,431,491.52	\$3,431,491.52	\$3,097,083.48	\$3,097,083.48	\$2,672,848.21	\$334,108.04
1410	Aportaciones de seguridad social	\$1,490,764.20	-\$162,382.83	\$1,328,381.37	\$1,328,381.37	\$1,069,714.66	\$1,069,714.66	\$975,590.26	\$258,666.71
1411	Aportaciones de seguridad social	\$1,490,764.20	-\$162,382.83	\$1,328,381.37	\$1,328,381.37	\$1,069,714.66	\$1,069,714.66	\$975,590.26	\$258,666.71
1420	Aportaciones a fondos de vivienda	\$959,126.94	-\$35,769.72	\$923,357.22	\$923,357.22	\$901,700.52	\$901,700.52	\$754,809.59	\$21,656.70
1421	Aportaciones a fondos de vivienda	\$959,126.94	-\$35,769.72	\$923,357.22	\$923,357.22	\$901,700.52	\$901,700.52	\$754,809.59	\$21,656.70
1430	Aportaciones al sistema para el retiro	\$1,203,704.16	-\$24,251.23	\$1,179,452.93	\$1,179,452.93	\$1,125,668.30	\$1,125,668.30	\$942,448.36	\$53,784.63
1431	Aportaciones al sistema para el retiro	\$1,203,704.16	-\$24,251.23	\$1,179,452.93	\$1,179,452.93	\$1,125,668.30	\$1,125,668.30	\$942,448.36	\$53,784.63
1500	OTRAS PRESTACIONES SOCIALES Y	\$2,281,560.00	\$133,050.20	\$2,414,610.20	\$2,414,610.20	\$2,223,395.66	\$2,223,395.66	\$2,223,395.66	\$191,214.54
1540	Prestaciones contractuales	\$2,281,560.00	-\$14,449.80	\$2,267,110.20	\$2,267,110.20	\$2,075,895.66	\$2,075,895.66	\$2,075,895.66	\$191,214.54
1541	Prestaciones contractuales	\$2,281,560.00	-\$14,449.80	\$2,267,110.20	\$2,267,110.20	\$2,075,895.66	\$2,075,895.66	\$2,075,895.66	\$191,214.54
1590	Otras prestaciones sociales y económicas	\$0.00	\$147,500.00	\$147,500.00	\$147,500.00	\$147,500.00	\$147,500.00	\$147,500.00	\$0.00
1591	Otras prestaciones sociales y económicas	\$0.00	\$147,500.00	\$147,500.00	\$147,500.00	\$147,500.00	\$147,500.00	\$147,500.00	\$0.00
1700	PAGO DE ESTÍMULOS A SERVIDORES	\$362,916.00	\$28,000.00	\$390,916.00	\$390,916.00	\$327,373.00	\$327,373.00	\$327,373.00	\$63,543.00
1710	Estímulos	\$362,916.00	\$28,000.00	\$390,916.00	\$390,916.00	\$327,373.00	\$327,373.00	\$327,373.00	\$63,543.00
1711	Estímulos	\$362,916.00	\$28,000.00	\$390,916.00	\$390,916.00	\$327,373.00	\$327,373.00	\$327,373.00	\$63,543.00
2000	MATERIALES Y SUMINISTROS	\$339,260.00	\$97,283.70	\$436,543.70	\$415,784.22	\$415,784.22	\$415,784.22	\$324,411.40	\$20,759.48
2100	MATERIALES DE ADMINISTRACIÓN, EMISIÓN	\$212,593.10	\$106,525.82	\$319,118.92	\$300,099.56	\$300,099.56	\$300,099.56	\$208,726.74	\$19,019.36
2110	Materiales, útiles y equipos menores de oficina	\$53,000.00	\$50,255.74	\$103,255.74	\$103,255.74	\$103,255.74	\$103,255.74	\$78,492.44	\$0.00
2111	Materiales, útiles y equipos menores de oficina	\$53,000.00	\$50,255.74	\$103,255.74	\$103,255.74	\$103,255.74	\$103,255.74	\$78,492.44	\$0.00
2120	Materiales y útiles de impresión y reproducción	\$3,593.10	-\$3,119.90	\$473.20	\$473.20	\$473.20	\$473.20	\$473.20	\$0.00
2121	Materiales y útiles de impresión y reproducción	\$3,593.10	-\$3,119.90	\$473.20	\$473.20	\$473.20	\$473.20	\$473.20	\$0.00
2140	Materiales, útiles y equipos menores de	\$52,000.00	-\$13,697.04	\$38,302.96	\$30,005.72	\$30,005.72	\$30,005.72	\$5,088.92	\$8,297.24
2141	Materiales, útiles y equipos menores de	\$52,000.00	-\$13,697.04	\$38,302.96	\$30,005.72	\$30,005.72	\$30,005.72	\$5,088.92	\$8,297.24
2150	Material impreso e información digital	\$72,000.00	\$67,351.20	\$139,351.20	\$139,351.20	\$139,351.20	\$139,351.20	\$109,945.20	\$0.00
2151	Material impreso e información digital	\$72,000.00	\$67,351.20	\$139,351.20	\$139,351.20	\$139,351.20	\$139,351.20	\$109,945.20	\$0.00
2160	Material de limpieza	\$32,000.00	\$5,735.82	\$37,735.82	\$27,013.70	\$27,013.70	\$27,013.70	\$14,726.98	\$10,722.12
2161	Material de limpieza	\$32,000.00	\$5,735.82	\$37,735.82	\$27,013.70	\$27,013.70	\$27,013.70	\$14,726.98	\$10,722.12
2200	ALIMENTOS Y UTENSILIOS	\$15,169.60	\$1,551.29	\$16,720.89	\$16,720.89	\$16,720.89	\$16,720.89	\$16,720.89	\$0.00
2210	Productos alimenticios para personas	\$12,861.14	\$3,859.75	\$16,720.89	\$16,720.89	\$16,720.89	\$16,720.89	\$16,720.89	\$0.00
2211	Productos alimenticios para personas	\$12,861.14	\$3,859.75	\$16,720.89	\$16,720.89	\$16,720.89	\$16,720.89	\$16,720.89	\$0.00
2230	Utensilios para el servicio de alimentación	\$2,308.46	-\$2,308.46	\$0.00	\$0.00	\$0.00	\$0.00	\$0.00	\$0.00
2231	Utensilios para el servicio de alimentación	\$2,308.46	-\$2,308.46	\$0.00	\$0.00	\$0.00	\$0.00	\$0.00	\$0.00
2400	MATERIALES Y ARTÍCULOS DE	\$4,902.00	-\$3,923.50	\$978.50	\$978.50	\$978.50	\$978.50	\$978.50	\$0.00
2460	Material eléctrico y electrónico	\$4,902.00	-\$3,923.50	\$978.50	\$978.50	\$978.50	\$978.50	\$978.50	\$0.00
2461	Material eléctrico y electrónico	\$4,902.00	-\$3,923.50	\$978.50	\$978.50	\$978.50	\$978.50	\$978.50	\$0.00
2500	PRODUCTOS QUÍMICOS, FARMACÉUTICOS Y	\$1,992.90	-\$1,992.90	\$0.00	\$0.00	\$0.00	\$0.00	\$0.00	\$0.00
2540	Materiales, accesorios y suministros médicos	\$1,992.90	-\$1,992.90	\$0.00	\$0.00	\$0.00	\$0.00	\$0.00	\$0.00
2541	Materiales, accesorios y suministros médicos	\$1,992.90	-\$1,992.90	\$0.00	\$0.00	\$0.00	\$0.00	\$0.00	\$0.00
2600	COMBUSTIBLES, LUBRICANTES Y ADITIVOS	\$60,000.00	\$20,000.00	\$80,000.00	\$80,000.00	\$80,000.00	\$80,000.00	\$80,000.00	\$0.00
2610	Combustibles, lubricantes y aditivos	\$60,000.00	\$20,000.00	\$80,000.00	\$80,000.00	\$80,000.00	\$80,000.00	\$80,000.00	\$0.00
2611	Combustibles, lubricantes y aditivos	\$60,000.00	\$20,000.00	\$80,000.00	\$80,000.00	\$80,000.00	\$80,000.00	\$80,000.00	\$0.00
2900	HERRAMIENTAS, REFACCIONES Y	\$44,602.40	-\$24,877.01	\$19,725.39	\$17,985.27	\$17,985.27	\$17,985.27	\$17,985.27	\$1,740.12
2910	Herramientas menores	\$0.00	\$5.00	\$5.00	\$5.00	\$5.00	\$5.00	\$5.00	\$0.00
2911	Herramientas menores	\$0.00	\$5.00	\$5.00	\$5.00	\$5.00	\$5.00	\$5.00	\$0.00
2920	Refacciones y accesorios menores de edificios	\$3,704.93	-\$2,932.31	\$772.62	\$99.01	\$99.01	\$99.01	\$99.01	\$673.61
2921	Refacciones y accesorios menores de edificios	\$3,704.93	-\$2,932.31	\$772.62	\$99.01	\$99.01	\$99.01	\$99.01	\$673.61
2930	Refacciones y accesorios menores de mobiliario	\$0.00	\$1,125.20	\$1,125.20	\$1,125.20	\$1,125.20	\$1,125.20	\$1,125.20	\$0.00
2931	Refacciones y accesorios menores de mobiliario	\$0.00	\$1,125.20	\$1,125.20	\$1,125.20	\$1,125.20	\$1,125.20	\$1,125.20	\$0.00
2940	Refacciones y accesorios menores de equipo	\$18,397.47	-\$4,586.90	\$13,810.57	\$13,810.57	\$13,810.57	\$13,810.57	\$13,810.57	\$0.00
2941	Refacciones y accesorios menores de equipo	\$18,397.47	-\$4,586.90	\$13,810.57	\$13,810.57	\$13,810.57	\$13,810.57	\$13,810.57	\$0.00
2960	Refacciones y accesorios menores de equipo	\$22,500.00	-\$18,488.00	\$4,012.00	\$2,945.49	\$2,945.49	\$2,945.49	\$2,945.49	\$1,066.51
2961	Refacciones y accesorios menores de equipo	\$22,500.00	-\$18,488.00	\$4,012.00	\$2,945.49	\$2,945.49	\$2,945.49	\$2,945.49	\$1,066.51
3000	SERVICIOS GENERALES	\$1,727,108.00	\$2,873,973.49	\$4,601,081.49	\$3,721,105.92	\$3,721,105.92	\$3,721,105.92	\$2,876,334.93	\$879,975.57

Total	\$30,000,000.00	\$760,574.44	\$30,760,574.44	\$29,245,206.13	\$25,184,130.53	\$25,184,130.53	\$23,823,751.45	\$5,576,443.91
-------	-----------------	--------------	-----------------	-----------------	-----------------	-----------------	-----------------	----------------

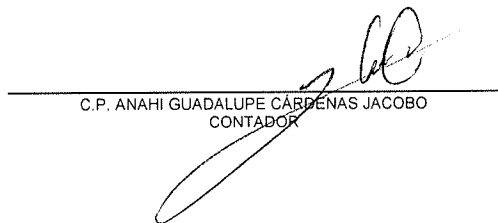
Bajo protesta de decir verdad declaramos que los Estados Financieros y sus notas, son razonablemente correctos y son responsabilidad del emisor.



LIC. DAVID ENRIQUE MENCHACA ZUNIGA
COMISIONADO PRESIDENTE



C.P. AMELIA SALAZAR GONZALEZ
DIRECTORA DE ADMINISTRACIÓN Y FINANZAS



C.P. ANAHI GUADALUPE CÁRDENAS JACOBO
CONTADOR



C.P. MAYRA MARTÍNEZ MARTÍNEZ
CONTADOR