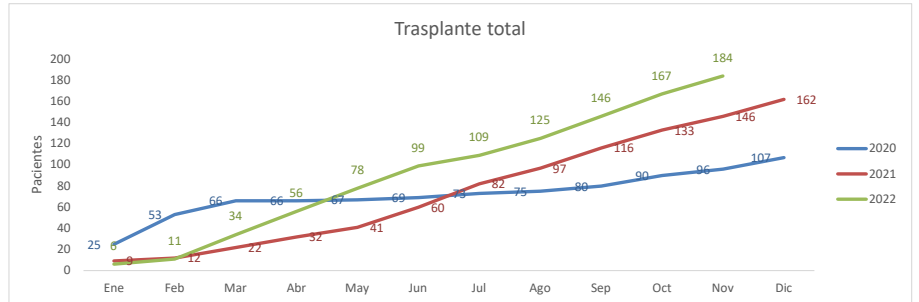
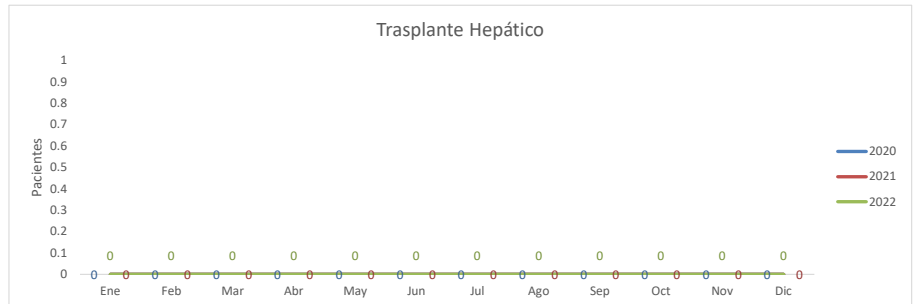
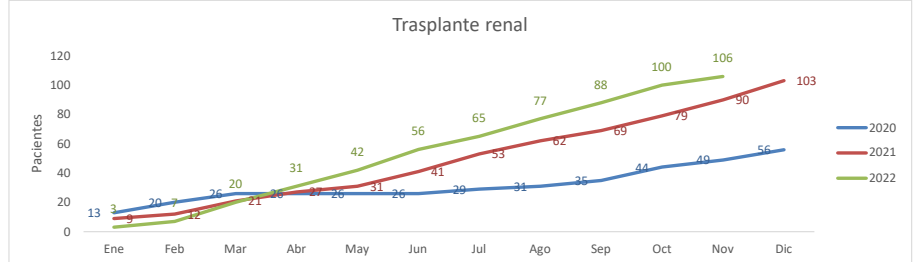
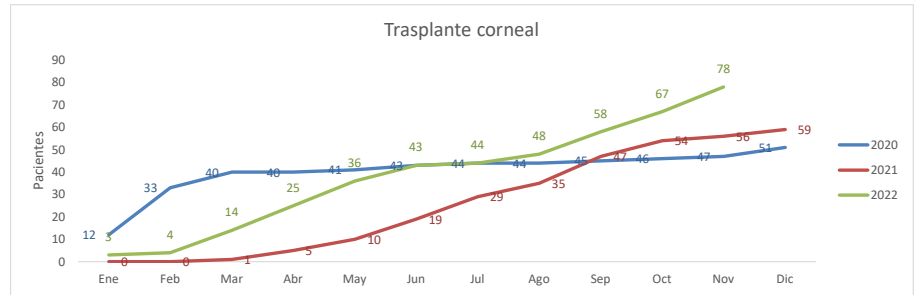


| Actividad Estatal de Trasplantes por mes y año | | | | | | | | | | | | | | | | | | | |
|--|------|-----|-----|-----|-----|-----|-----|-----|-----|-----|-----|-----|-----|-----|-----|------|------|----|-----|
| | | Ene | Feb | Mar | Abr | May | Jun | Jul | Ago | Sep | Oct | Nov | Dic | Tot | Año | Sexo | | | |
| | | | | | | | | | | | | | | | | Fem | Masc | | |
| 2020 | TRDC | 6 | 2 | 2 | 0 | 0 | 0 | 0 | 0 | 2 | 1 | 0 | 0 | 13 | 107 | 5 | 38% | 8 | 62% |
| | TRDV | 7 | 5 | 4 | 0 | 0 | 0 | 3 | 2 | 2 | 8 | 5 | 7 | 43 | | 16 | 37% | 27 | 63% |
| | Tcó | 12 | 21 | 7 | 0 | 1 | 2 | 1 | 0 | 1 | 1 | 1 | 4 | 51 | | 28 | 55% | 23 | 45% |
| | THV | 0 | 0 | 0 | 0 | 0 | 0 | 0 | 0 | 0 | 0 | 0 | 0 | 0 | | 0 | 0% | 0 | 0% |
| | THC | 0 | 0 | 0 | 0 | 0 | 0 | 0 | 0 | 0 | 0 | 0 | 0 | 0 | | 0 | 0% | 0 | 0% |
| 2021 | TRDC | 0 | 0 | 0 | 0 | 0 | 0 | 0 | 0 | 0 | 0 | 0 | 0 | 0 | 162 | 0 | 0% | 0 | 0% |
| | TRDV | 9 | 3 | 9 | 6 | 4 | 10 | 12 | 9 | 7 | 10 | 11 | 13 | 103 | | 31 | 30% | 72 | 70% |
| | Tcó | 0 | 0 | 1 | 4 | 5 | 9 | 10 | 6 | 12 | 7 | 2 | 3 | 59 | | 26 | 44% | 33 | 56% |
| | THV | 0 | 0 | 0 | 0 | 0 | 0 | 0 | 0 | 0 | 0 | 0 | 0 | 0 | | 0 | 0% | 0 | 0% |
| | THC | 0 | 0 | 0 | 0 | 0 | 0 | 0 | 0 | 0 | 0 | 0 | 0 | 0 | | 0 | 0% | 0 | 0% |
| 2022 | TRDC | 0 | 0 | 0 | 2 | 0 | 2 | 0 | 0 | 3 | 0 | 0 | 0 | 7 | 185 | 3 | 43% | 4 | 57% |
| | TRDV | 3 | 4 | 13 | 9 | 11 | 12 | 9 | 12 | 8 | 12 | 6 | 0 | 99 | | 38 | 38% | 61 | 62% |
| | Tcó | 3 | 1 | 10 | 11 | 11 | 7 | 1 | 4 | 10 | 9 | 11 | 1 | 79 | | 36 | 46% | 43 | 54% |
| | THV | 0 | 0 | 0 | 0 | 0 | 0 | 0 | 0 | 0 | 0 | 0 | 0 | 0 | | 0 | 0% | 0 | 0% |
| | THC | 0 | 0 | 0 | 0 | 0 | 0 | 0 | 0 | 0 | 0 | 0 | 0 | 0 | | 0 | 0% | 0 | 0% |

* TRDC: Trasplante renal de donante cadáver Tcó: Trasplante corneal;
 * TRDV: Trasplante renal de donante vivo THV, THC: Trasplante hepático (V y C donante -vivo,-cadáver).

| | |
|-------------------|--------------|
| Establecimiento | TODOS |
| Selección de años | 2020 a 2022 |



Trasplantes por sexo y edad en los años seleccionados (al momento del trasplante)

| Año | Femenino | | | | | Masculino | | | | |
|------|----------|-----------|------------|------------|----------|-----------|-----------|------------|------------|----------|
| | 0-4 años | 5-14 años | 15-29 años | 30-64 años | 65 o más | 0-4 años | 5-14 años | 15-29 años | 30-64 años | 65 o más |
| 2020 | 0 | 0 | 2 | 12 | 14 | 0 | 0 | 4 | 10 | 9 |
| 2021 | 0 | 0 | 1 | 16 | 9 | 0 | 2 | 8 | 16 | 7 |
| 2022 | 0 | 0 | 4 | 13 | 19 | 2 | 3 | 5 | 16 | 17 |

| Año | Femenino | | | | | Masculino | | | | |
|------|----------|-----------|------------|------------|----------|-----------|-----------|------------|------------|----------|
| | 0-4 años | 5-14 años | 15-29 años | 30-64 años | 65 o más | 0-4 años | 5-14 años | 15-29 años | 30-64 años | 65 o más |
| 2020 | 0 | 1 | 7 | 11 | 2 | 0 | 3 | 5 | 23 | 4 |
| 2021 | 0 | 2 | 8 | 20 | 1 | 0 | 1 | 18 | 48 | 5 |
| 2022 | 0 | 0 | 7 | 32 | 2 | 0 | 0 | 16 | 42 | 7 |

| Año | Femenino | | | | | Masculino | | | | |
|------|----------|-----------|------------|------------|----------|-----------|-----------|------------|------------|----------|
| | 0-4 años | 5-14 años | 15-29 años | 30-64 años | 65 o más | 0-4 años | 5-14 años | 15-29 años | 30-64 años | 65 o más |
| 2020 | 0 | 0 | 0 | 0 | 0 | 0 | 0 | 0 | 0 | 0 |
| 2021 | 0 | 0 | 0 | 0 | 0 | 0 | 0 | 0 | 0 | 0 |
| 2022 | 0 | 0 | 0 | 0 | 0 | 0 | 0 | 0 | 0 | 0 |