

# COMISION ESTATAL DE GARANTIA DE ACCESO A LA INFORMACION PUBLICA (CEGAIP)

## SAN LUIS POTOSI

### Estado Analítico del Ejercicio del Presupuesto por Capítulo del Gasto Del 01/ene./2022 Al 31/may./2022

Usr: Supervisor  
rptEstadoAnalitic


Ejercicio del Presupuesto		Egresos Aprobado	Ampliaciones / (Reducciones)	Egresos Modificado	Egresos Comprometido	Egresos Devengado	Egresos Ejercido	Pagado	Subejercicio
<b>1000</b>	<b>SERVICIOS PERSONALES</b>	<b>\$24,939,740.98</b>	<b>\$0.00</b>	<b>\$24,939,740.98</b>	<b>\$24,939,740.98</b>	<b>\$9,369,627.29</b>	<b>\$9,369,627.29</b>	<b>\$9,097,670.07</b>	<b>\$15,570,113.69</b>
1100	REMUNERACIONES AL PERSONAL DE	\$14,147,294.08	-\$378,511.45	\$13,768,782.63	\$13,768,782.63	\$5,481,082.69	\$5,481,082.69	\$5,481,082.69	\$8,287,699.94
1130	Sueldos base al personal permanente	\$14,147,294.08	-\$378,511.45	\$13,768,782.63	\$13,768,782.63	\$5,481,082.69	\$5,481,082.69	\$5,481,082.69	\$8,287,699.94
1131	Sueldos base al personal permanente	\$14,147,294.08	-\$378,511.45	\$13,768,782.63	\$13,768,782.63	\$5,481,082.69	\$5,481,082.69	\$5,481,082.69	\$8,287,699.94
1200	REMUNERACIONES AL PERSONAL DE	\$101,209.00	\$618,589.51	\$719,798.51	\$719,798.51	\$719,798.51	\$719,798.51	\$719,798.51	\$0.00
1210	Honorarios asimilables a salarios	\$101,209.00	\$613,452.27	\$714,661.27	\$714,661.27	\$714,661.27	\$714,661.27	\$714,661.27	\$0.00
1211	Honorarios asimilables a salarios	\$101,209.00	\$613,452.27	\$714,661.27	\$714,661.27	\$714,661.27	\$714,661.27	\$714,661.27	\$0.00
1230	Retribuciones por servicios de carácter social	\$0.00	\$5,137.24	\$5,137.24	\$5,137.24	\$5,137.24	\$5,137.24	\$5,137.24	\$0.00
1231	Retribuciones por servicios de carácter social	\$0.00	\$5,137.24	\$5,137.24	\$5,137.24	\$5,137.24	\$5,137.24	\$5,137.24	\$0.00
1300	REMUNERACIONES ADICIONALES Y	\$4,393,166.60	-\$110,738.05	\$4,282,428.55	\$4,282,428.55	\$763,055.01	\$763,055.01	\$763,055.01	\$3,519,373.54
1310	Primas por años de servicios efectivos prestados	\$83,423.05	-\$10,982.39	\$72,440.66	\$72,440.66	\$16,595.52	\$16,595.52	\$16,595.52	\$55,845.14
1311	Primas por años de servicios efectivos prestados	\$83,423.05	-\$10,982.39	\$72,440.66	\$72,440.66	\$16,595.52	\$16,595.52	\$16,595.52	\$55,845.14
1320	Primas de vacaciones, dominical y gratificación	\$4,309,743.55	-\$99,755.66	\$4,209,987.89	\$4,209,987.89	\$746,459.49	\$746,459.49	\$746,459.49	\$3,463,528.40
1321	Primas de vacaciones, dominical y gratificación	\$4,309,743.55	-\$99,755.66	\$4,209,987.89	\$4,209,987.89	\$746,459.49	\$746,459.49	\$746,459.49	\$3,463,528.40
1400	SEGURIDAD SOCIAL	\$3,653,595.30	-\$136,376.34	\$3,517,218.96	\$3,517,218.96	\$1,302,656.42	\$1,302,656.42	\$1,030,699.20	\$2,214,562.54
1410	Aportaciones de seguridad social	\$1,490,764.20	-\$89,081.78	\$1,401,682.42	\$1,401,682.42	\$473,246.86	\$473,246.86	\$373,778.08	\$928,435.56
1411	Aportaciones de seguridad social	\$1,490,764.20	-\$89,081.78	\$1,401,682.42	\$1,401,682.42	\$473,246.86	\$473,246.86	\$373,778.08	\$928,435.56
1420	Aportaciones a fondos de vivienda	\$959,126.94	-\$24,364.32	\$934,762.62	\$934,762.62	\$369,474.94	\$369,474.94	\$292,612.56	\$565,287.68
1421	Aportaciones a fondos de vivienda	\$959,126.94	-\$24,364.32	\$934,762.62	\$934,762.62	\$369,474.94	\$369,474.94	\$292,612.56	\$565,287.68
1430	Aportaciones al sistema para el retiro	\$1,203,704.16	-\$22,930.24	\$1,180,773.92	\$1,180,773.92	\$459,934.62	\$459,934.62	\$364,308.56	\$720,839.30
1431	Aportaciones al sistema para el retiro	\$1,203,704.16	-\$22,930.24	\$1,180,773.92	\$1,180,773.92	\$459,934.62	\$459,934.62	\$364,308.56	\$720,839.30
1500	OTRAS PRESTACIONES SOCIALES Y	\$2,281,560.00	\$7,036.33	\$2,288,596.33	\$2,288,596.33	\$951,819.66	\$951,819.66	\$951,819.66	\$1,336,776.67
1540	Prestaciones contractuales	\$2,281,560.00	\$7,036.33	\$2,288,596.33	\$2,288,596.33	\$951,819.66	\$951,819.66	\$951,819.66	\$1,336,776.67
1541	Prestaciones contractuales	\$2,281,560.00	\$7,036.33	\$2,288,596.33	\$2,288,596.33	\$951,819.66	\$951,819.66	\$951,819.66	\$1,336,776.67
1700	PAGO DE ESTÍMULOS A SERVIDORES	\$362,916.00	\$0.00	\$362,916.00	\$362,916.00	\$151,215.00	\$151,215.00	\$151,215.00	\$211,701.00
1710	Estímulos	\$362,916.00	\$0.00	\$362,916.00	\$362,916.00	\$151,215.00	\$151,215.00	\$151,215.00	\$211,701.00
1711	Estímulos	\$362,916.00	\$0.00	\$362,916.00	\$362,916.00	\$151,215.00	\$151,215.00	\$151,215.00	\$211,701.00
2000	MATERIALES Y SUMINISTROS	\$339,260.00	-\$2,403.52	\$336,856.48	\$115,046.39	\$115,046.39	\$115,046.39	\$115,046.39	\$221,810.09
2100	MATERIALES DE ADMINISTRACIÓN, EMISIÓN	\$212,593.10	-\$2,237.43	\$210,355.67	\$86,394.51	\$86,394.51	\$86,394.51	\$86,394.51	\$123,961.16
2110	Materiales, útiles y equipos menores de oficina	\$53,000.00	-\$2,237.43	\$50,762.57	\$30,728.81	\$30,728.81	\$30,728.81	\$30,728.81	\$20,033.76
2111	Materiales, útiles y equipos menores de oficina	\$53,000.00	-\$2,237.43	\$50,762.57	\$30,728.81	\$30,728.81	\$30,728.81	\$30,728.81	\$20,033.76


2120	Materiales y útiles de impresión y reproducción	\$3,593.10	\$0.00	\$3,593.10	\$160.00	\$160.00	\$160.00	\$160.00	\$3,433.10
2121	Materiales y útiles de impresión y reproducción	\$3,593.10	\$0.00	\$3,593.10	\$160.00	\$160.00	\$160.00	\$160.00	\$3,433.10
2140	Materiales, útiles y equipos menores de	\$52,000.00	\$0.00	\$52,000.00	\$0.00	\$0.00	\$0.00	\$0.00	\$52,000.00
2141	Materiales, útiles y equipos menores de	\$52,000.00	\$0.00	\$52,000.00	\$0.00	\$0.00	\$0.00	\$0.00	\$52,000.00
2150	Material impreso e información digital	\$72,000.00	\$0.00	\$72,000.00	\$55,475.20	\$55,475.20	\$55,475.20	\$55,475.20	\$16,524.80
2151	Material impreso e información digital	\$72,000.00	\$0.00	\$72,000.00	\$55,475.20	\$55,475.20	\$55,475.20	\$55,475.20	\$16,524.80
2160	Material de limpieza	\$32,000.00	\$0.00	\$32,000.00	\$30.50	\$30.50	\$30.50	\$30.50	\$31,969.50
2161	Material de limpieza	\$32,000.00	\$0.00	\$32,000.00	\$30.50	\$30.50	\$30.50	\$30.50	\$31,969.50
<b>2200</b>	<b>ALIMENTOS Y UTENSILIOS</b>	<b>\$15,169.60</b>	<b>-\$166.09</b>	<b>\$15,003.51</b>	<b>\$5,785.89</b>	<b>\$5,785.89</b>	<b>\$5,785.89</b>	<b>\$5,785.89</b>	<b>\$9,217.62</b>
2210	Productos alimenticios para personas	\$12,861.14	-\$166.09	\$12,695.05	\$5,785.89	\$5,785.89	\$5,785.89	\$5,785.89	\$6,909.16
2211	Productos alimenticios para personas	\$12,861.14	-\$166.09	\$12,695.05	\$5,785.89	\$5,785.89	\$5,785.89	\$5,785.89	\$6,909.16
2230	Utensilios para el servicio de alimentación	\$2,308.46	\$0.00	\$2,308.46	\$0.00	\$0.00	\$0.00	\$0.00	\$2,308.46
2231	Utensilios para el servicio de alimentación	\$2,308.46	\$0.00	\$2,308.46	\$0.00	\$0.00	\$0.00	\$0.00	\$2,308.46
<b>2400</b>	<b>MATERIALES Y ARTÍCULOS DE</b>	<b>\$4,902.00</b>	<b>\$0.00</b>	<b>\$4,902.00</b>	<b>\$268.50</b>	<b>\$268.50</b>	<b>\$268.50</b>	<b>\$268.50</b>	<b>\$4,633.50</b>
2460	Material eléctrico y electrónico	\$4,902.00	\$0.00	\$4,902.00	\$268.50	\$268.50	\$268.50	\$268.50	\$4,633.50
2461	Material eléctrico y electrónico	\$4,902.00	\$0.00	\$4,902.00	\$268.50	\$268.50	\$268.50	\$268.50	\$4,633.50
<b>2500</b>	<b>PRODUCTOS QUÍMICOS, FARMACÉUTICOS Y</b>	<b>\$1,992.90</b>	<b>\$0.00</b>	<b>\$1,992.90</b>	<b>\$0.00</b>	<b>\$0.00</b>	<b>\$0.00</b>	<b>\$0.00</b>	<b>\$1,992.90</b>
2540	Materiales, accesorios y suministros médicos	\$1,992.90	\$0.00	\$1,992.90	\$0.00	\$0.00	\$0.00	\$0.00	\$1,992.90
2541	Materiales, accesorios y suministros médicos	\$1,992.90	\$0.00	\$1,992.90	\$0.00	\$0.00	\$0.00	\$0.00	\$1,992.90
<b>2600</b>	<b>COMBUSTIBLES, LUBRICANTES Y ADITIVOS</b>	<b>\$60,000.00</b>	<b>\$0.00</b>	<b>\$60,000.00</b>	<b>\$20,000.00</b>	<b>\$20,000.00</b>	<b>\$20,000.00</b>	<b>\$20,000.00</b>	<b>\$40,000.00</b>
2610	Combustibles, lubricantes y aditivos	\$60,000.00	\$0.00	\$60,000.00	\$20,000.00	\$20,000.00	\$20,000.00	\$20,000.00	\$40,000.00
2611	Combustibles, lubricantes y aditivos	\$60,000.00	\$0.00	\$60,000.00	\$20,000.00	\$20,000.00	\$20,000.00	\$20,000.00	\$40,000.00
<b>2900</b>	<b>HERRAMIENTAS, REFACCIONES Y</b>	<b>\$44,602.40</b>	<b>\$0.00</b>	<b>\$44,602.40</b>	<b>\$2,597.49</b>	<b>\$2,597.49</b>	<b>\$2,597.49</b>	<b>\$2,597.49</b>	<b>\$42,004.91</b>
2920	Refacciones y accesorios menores de edificios	\$3,704.93	\$0.00	\$3,704.93	\$0.00	\$0.00	\$0.00	\$0.00	\$3,704.93
2921	Refacciones y accesorios menores de edificios	\$3,704.93	\$0.00	\$3,704.93	\$0.00	\$0.00	\$0.00	\$0.00	\$3,704.93
2940	Refacciones y accesorios menores de equipo de	\$18,397.47	\$0.00	\$18,397.47	\$0.00	\$0.00	\$0.00	\$0.00	\$18,397.47
2941	Refacciones y accesorios menores de equipo de	\$18,397.47	\$0.00	\$18,397.47	\$0.00	\$0.00	\$0.00	\$0.00	\$18,397.47
2960	Refacciones y accesorios menores de equipo de	\$22,500.00	\$0.00	\$22,500.00	\$2,597.49	\$2,597.49	\$2,597.49	\$2,597.49	\$19,902.51
2961	Refacciones y accesorios menores de equipo de	\$22,500.00	\$0.00	\$22,500.00	\$2,597.49	\$2,597.49	\$2,597.49	\$2,597.49	\$19,902.51
<b>3000</b>	<b>SERVICIOS GENERALES</b>	<b>\$1,727,108.00</b>	<b>\$1,377,050.80</b>	<b>\$3,104,158.80</b>	<b>\$1,413,782.62</b>	<b>\$1,413,782.62</b>	<b>\$1,413,782.62</b>	<b>\$1,009,331.15</b>	<b>\$1,690,376.18</b>
<b>3100</b>	<b>SERVICIOS BÁSICOS</b>	<b>\$312,712.09</b>	<b>\$0.00</b>	<b>\$312,712.09</b>	<b>\$119,447.73</b>	<b>\$119,447.73</b>	<b>\$119,447.73</b>	<b>\$119,447.73</b>	<b>\$193,264.36</b>
3110	Energía eléctrica	\$125,000.00	\$0.00	\$125,000.00	\$49,875.00	\$49,875.00	\$49,875.00	\$49,875.00	\$75,125.00
3111	Energía eléctrica	\$125,000.00	\$0.00	\$125,000.00	\$49,875.00	\$49,875.00	\$49,875.00	\$49,875.00	\$75,125.00
3130	Agua	\$3,212.09	\$0.00	\$3,212.09	\$1,523.73	\$1,523.73	\$1,523.73	\$1,523.73	\$1,688.36
3131	Agua	\$3,212.09	\$0.00	\$3,212.09	\$1,523.73	\$1,523.73	\$1,523.73	\$1,523.73	\$1,688.36
3140	Telefonía tradicional	\$56,000.00	\$0.00	\$56,000.00	\$20,000.67	\$20,000.67	\$20,000.67	\$20,000.67	\$35,999.33
3141	Telefonía tradicional	\$56,000.00	\$0.00	\$56,000.00	\$20,000.67	\$20,000.67	\$20,000.67	\$20,000.67	\$35,999.33
3170	Servicios de acceso de Internet, redes y	\$8,500.00	\$0.00	\$8,500.00	\$948.88	\$948.88	\$948.88	\$948.88	\$7,551.12
3171	Servicios de acceso de Internet, redes y	\$8,500.00	\$0.00	\$8,500.00	\$948.88	\$948.88	\$948.88	\$948.88	\$7,551.12
3180	Servicios postales y telegráficos	\$120,000.00	\$0.00	\$120,000.00	\$47,099.45	\$47,099.45	\$47,099.45	\$47,099.45	\$72,900.55
3181	Servicios postales y telegráficos	\$120,000.00	\$0.00	\$120,000.00	\$47,099.45	\$47,099.45	\$47,099.45	\$47,099.45	\$72,900.55




3800	<b>SERVICIOS OFICIALES</b>	\$148,722.19	\$0.00	\$148,722.19	\$10,312.93	\$10,312.93	\$10,312.93	\$10,312.93	\$138,409.26
3830	Congresos y convenciones	\$131,222.19	\$0.00	\$131,222.19	\$0.00	\$0.00	\$0.00	\$0.00	\$131,222.19
3831	Congresos y convenciones	\$131,222.19	\$0.00	\$131,222.19	\$0.00	\$0.00	\$0.00	\$0.00	\$131,222.19
3850	Gastos de representación	\$17,500.00	\$0.00	\$17,500.00	\$10,312.93	\$10,312.93	\$10,312.93	\$10,312.93	\$7,187.07
3851	Gastos de representación	\$17,500.00	\$0.00	\$17,500.00	\$10,312.93	\$10,312.93	\$10,312.93	\$10,312.93	\$7,187.07
3900	<b>OTROS SERVICIOS GENERALES</b>	\$669,949.38	\$209,893.26	\$879,842.64	\$248,797.00	\$248,797.00	\$248,797.00	\$206,444.00	\$631,045.64
3920	Impuestos y derechos	\$8,134.00	\$0.00	\$8,134.00	\$5,955.00	\$5,955.00	\$5,955.00	\$5,955.00	\$2,179.00
3921	Impuestos y derechos	\$8,134.00	\$0.00	\$8,134.00	\$5,955.00	\$5,955.00	\$5,955.00	\$5,955.00	\$2,179.00
3980	Impuesto sobre nóminas y otros que se deriven	\$661,815.38	\$0.00	\$661,815.38	\$242,842.00	\$242,842.00	\$242,842.00	\$200,489.00	\$418,973.38
3981	Impuesto sobre nóminas y otros que se deriven	\$661,815.38	\$0.00	\$661,815.38	\$242,842.00	\$242,842.00	\$242,842.00	\$200,489.00	\$418,973.38
3990	Otros servicios generales	\$0.00	\$209,893.26	\$209,893.26	\$0.00	\$0.00	\$0.00	\$0.00	\$209,893.26
3991	Otros servicios generales	\$0.00	\$209,893.26	\$209,893.26	\$0.00	\$0.00	\$0.00	\$0.00	\$209,893.26
4000	<b>TRANSFERENCIAS, ASIGNACIONES,</b>	\$2,993,891.02	-\$851,073.00	\$2,142,818.02	\$0.00	\$0.00	\$0.00	\$0.00	\$2,142,818.02
4100	<b>TRANSFERENCIAS INTERNAS Y</b>	\$2,993,891.02	-\$851,073.00	\$2,142,818.02	\$0.00	\$0.00	\$0.00	\$0.00	\$2,142,818.02
4140	Asignaciones presupuestarias a Órganos	\$2,993,891.02	-\$851,073.00	\$2,142,818.02	\$0.00	\$0.00	\$0.00	\$0.00	\$2,142,818.02
4141	Asignaciones presupuestarias a Órganos	\$2,993,891.02	-\$851,073.00	\$2,142,818.02	\$0.00	\$0.00	\$0.00	\$0.00	\$2,142,818.02
5000	<b>BIENES MUEBLES, INMUEBLES E</b>	\$0.00	\$9,463.51	\$9,463.51	\$9,463.51	\$9,463.51	\$9,463.51	\$9,463.51	\$0.00
5100	<b>MOBILIARIO Y EQUIPO DE ADMINISTRACIÓN</b>	\$0.00	\$9,463.51	\$9,463.51	\$9,463.51	\$9,463.51	\$9,463.51	\$9,463.51	\$0.00
5110	Muebles de oficina y estantería	\$0.00	\$7,059.99	\$7,059.99	\$7,059.99	\$7,059.99	\$7,059.99	\$7,059.99	\$0.00
5111	Muebles de oficina y estantería	\$0.00	\$7,059.99	\$7,059.99	\$7,059.99	\$7,059.99	\$7,059.99	\$7,059.99	\$0.00
5150	Equipo de cómputo y de tecnologías de la	\$0.00	\$2,403.52	\$2,403.52	\$2,403.52	\$2,403.52	\$2,403.52	\$2,403.52	\$0.00
5151	Equipo de cómputo y de tecnología de la	\$0.00	\$2,403.52	\$2,403.52	\$2,403.52	\$2,403.52	\$2,403.52	\$2,403.52	\$0.00
<b>Total</b>		<b>\$30,000,000.00</b>	<b>\$533,037.79</b>	<b>\$30,533,037.79</b>	<b>\$26,478,033.50</b>	<b>\$10,907,919.81</b>	<b>\$10,907,919.81</b>	<b>\$10,231,511.12</b>	<b>\$19,625,117.98</b>

Bajo protesta de decir verdad declaramos que los Estados Financieros y sus Notas son razonablemente correctos y responsabilidad del emisor

  
 LIC. DAVID ENRIQUE MENCHACA ZUÑIGA  
 COMISIONADO PRESIDENTE

  
 C.P. AMELIA SALAZAR GONZALEZ  
 DIRECTORA DE ADMINISTRACIÓN Y FINANZAS

  
 C.P. ANAHI GUADALUPE CÁRDENAS JACOBO  
 CONTADOR

  
 C.P. MAYRA MARTÍNEZ MARTÍNEZ  
 CONTADOR