

COMISION ESTATAL DE GARANTIA DE ACCESO A LA INFORMACION PUBLICA (CEGAIP)

SAN LUIS POTOSI

Estado Analítico del Ejercicio del Presupuesto por Capítulo del Gasto Del 01/ene./2022 Al 31/jul./2022


Ejercicio del Presupuesto	Egresos Aprobado	Ampliaciones / (Reducciones)	Egresos Modificado	Egresos Comprometido	Egresos Devengado	Egresos Ejercido	Pagado	Subejercicio
1000 SERVICIOS PERSONALES	\$24,939,740.98	\$143,262.61	\$25,083,003.59	\$25,083,003.59	\$13,408,570.62	\$13,408,570.62	\$13,131,033.10	\$11,674,432.97
1100 REMUNERACIONES AL PERSONAL DE	\$14,147,294.08	-\$470,307.22	\$13,676,986.86	\$13,676,986.86	\$7,778,681.34	\$7,778,681.34	\$7,778,681.34	\$5,898,305.52
1130 Sueldos base al personal permanente	\$14,147,294.08	-\$470,307.22	\$13,676,986.86	\$13,676,986.86	\$7,778,681.34	\$7,778,681.34	\$7,778,681.34	\$5,898,305.52
1131 Sueldos base al personal permanente	\$14,147,294.08	-\$470,307.22	\$13,676,986.86	\$13,676,986.86	\$7,778,681.34	\$7,778,681.34	\$7,778,681.34	\$5,898,305.52
1200 REMUNERACIONES AL PERSONAL DE	\$101,209.00	\$745,919.55	\$847,128.55	\$847,128.55	\$847,128.55	\$847,128.55	\$847,128.55	\$0.00
1210 Honorarios asimilables a salarios	\$101,209.00	\$740,782.31	\$841,991.31	\$841,991.31	\$841,991.31	\$841,991.31	\$841,991.31	\$0.00
1211 Honorarios asimilables a salarios	\$101,209.00	\$740,782.31	\$841,991.31	\$841,991.31	\$841,991.31	\$841,991.31	\$841,991.31	\$0.00
1230 Retribuciones por servicios de carácter social	\$0.00	\$5,137.24	\$5,137.24	\$5,137.24	\$5,137.24	\$5,137.24	\$5,137.24	\$0.00
1231 Retribuciones por servicios de carácter social	\$0.00	\$5,137.24	\$5,137.24	\$5,137.24	\$5,137.24	\$5,137.24	\$5,137.24	\$0.00
1300 REMUNERACIONES ADICIONALES Y	\$4,393,166.60	-\$137,248.73	\$4,255,917.87	\$4,255,917.87	\$1,245,292.18	\$1,245,292.18	\$1,245,292.18	\$3,010,625.69
1310 Primas por años de servicios efectivos prestados	\$83,423.05	-\$10,982.39	\$72,440.66	\$72,440.66	\$33,191.04	\$33,191.04	\$33,191.04	\$39,249.62
1311 Primas por años de servicios efectivos prestados	\$83,423.05	-\$10,982.39	\$72,440.66	\$72,440.66	\$33,191.04	\$33,191.04	\$33,191.04	\$39,249.62
1320 Primas de vacaciones, dominical y gratificación	\$4,309,743.55	-\$126,266.34	\$4,183,477.21	\$4,183,477.21	\$1,212,101.14	\$1,212,101.14	\$1,212,101.14	\$2,971,376.07
1321 Primas de vacaciones, dominical y gratificación	\$4,309,743.55	-\$126,266.34	\$4,183,477.21	\$4,183,477.21	\$1,212,101.14	\$1,212,101.14	\$1,212,101.14	\$2,971,376.07
1400 SEGURIDAD SOCIAL	\$3,653,595.30	-\$149,637.32	\$3,503,957.98	\$3,503,957.98	\$1,851,387.89	\$1,851,387.89	\$1,573,850.37	\$1,652,570.09
1410 Aportaciones de seguridad social	\$1,490,764.20	-\$98,575.50	\$1,392,188.70	\$1,392,188.70	\$673,447.41	\$673,447.41	\$571,952.45	\$718,741.29
1411 Aportaciones de seguridad social	\$1,490,764.20	-\$98,575.50	\$1,392,188.70	\$1,392,188.70	\$673,447.41	\$673,447.41	\$571,952.45	\$718,741.29
1420 Aportaciones a fondos de vivienda	\$959,126.94	-\$28,131.58	\$930,995.36	\$930,995.36	\$524,459.10	\$524,459.10	\$446,337.02	\$406,536.26
1421 Aportaciones a fondos de vivienda	\$959,126.94	-\$28,131.58	\$930,995.36	\$930,995.36	\$524,459.10	\$524,459.10	\$446,337.02	\$406,536.26
1430 Aportaciones al sistema para el retiro	\$1,203,704.16	-\$22,930.24	\$1,180,773.92	\$1,180,773.92	\$653,481.38	\$653,481.38	\$555,560.90	\$527,292.54
1431 Aportaciones al sistema para el retiro	\$1,203,704.16	-\$22,930.24	\$1,180,773.92	\$1,180,773.92	\$653,481.38	\$653,481.38	\$555,560.90	\$527,292.54
1500 OTRAS PRESTACIONES SOCIALES Y	\$2,281,560.00	\$154,536.33	\$2,436,096.33	\$2,436,096.33	\$1,474,379.66	\$1,474,379.66	\$1,474,379.66	\$961,716.67
1540 Prestaciones contractuales	\$2,281,560.00	\$7,036.33	\$2,288,596.33	\$2,288,596.33	\$1,326,879.66	\$1,326,879.66	\$1,326,879.66	\$961,716.67
1541 Prestaciones contractuales	\$2,281,560.00	\$7,036.33	\$2,288,596.33	\$2,288,596.33	\$1,326,879.66	\$1,326,879.66	\$1,326,879.66	\$961,716.67
1590 Otras prestaciones sociales y económicas	\$0.00	\$147,500.00	\$147,500.00	\$147,500.00	\$147,500.00	\$147,500.00	\$147,500.00	\$0.00
1591 Otras prestaciones sociales y económicas	\$0.00	\$147,500.00	\$147,500.00	\$147,500.00	\$147,500.00	\$147,500.00	\$147,500.00	\$0.00
1700 PAGO DE ESTÍMULOS A SERVIDORES	\$362,916.00	\$0.00	\$362,916.00	\$362,916.00	\$211,701.00	\$211,701.00	\$211,701.00	\$151,215.00
1710 Estímulos	\$362,916.00	\$0.00	\$362,916.00	\$362,916.00	\$211,701.00	\$211,701.00	\$211,701.00	\$151,215.00
1711 Estímulos	\$362,916.00	\$0.00	\$362,916.00	\$362,916.00	\$211,701.00	\$211,701.00	\$211,701.00	\$151,215.00
2000 MATERIALES Y SUMINISTROS	\$339,260.00	-\$1,615.12	\$337,644.88	\$211,233.07	\$211,233.07	\$211,233.07	\$144,169.95	\$126,411.81
2100 MATERIALES DE ADMINISTRACIÓN, EMISIÓN	\$212,593.10	-\$2,232.43	\$210,360.67	\$156,016.19	\$156,016.19	\$156,016.19	\$88,953.07	\$54,344.48
2110 Materiales, útiles y equipos menores de oficina	\$53,000.00	\$5,457.81	\$58,457.81	\$58,457.81	\$58,457.81	\$58,457.81	\$32,118.81	\$0.00


2111	Materiales, útiles y equipos menores de oficina	\$53,000.00	\$5,457.81	\$58,457.81	\$58,457.81	\$58,457.81	\$58,457.81	\$32,118.81	\$0.00
2120	Materiales y útiles de impresión y reproducción	\$3,593.10	\$0.00	\$3,593.10	\$316.60	\$316.60	\$316.60	\$316.60	\$3,276.50
2121	Materiales y útiles de impresión y reproducción	\$3,593.10	\$0.00	\$3,593.10	\$316.60	\$316.60	\$316.60	\$316.60	\$3,276.50
2140	Materiales, útiles y equipos menores de	\$52,000.00	-\$15,293.44	\$36,706.56	\$812.00	\$812.00	\$812.00	\$812.00	\$35,894.56
2141	Materiales, útiles y equipos menores de	\$52,000.00	-\$15,293.44	\$36,706.56	\$812.00	\$812.00	\$812.00	\$812.00	\$35,894.56
2150	Material impreso e información digital	\$72,000.00	\$7,603.20	\$79,603.20	\$79,603.20	\$79,603.20	\$79,603.20	\$55,475.20	\$0.00
2151	Material impreso e información digital	\$72,000.00	\$7,603.20	\$79,603.20	\$79,603.20	\$79,603.20	\$79,603.20	\$55,475.20	\$0.00
2160	Material de limpieza	\$32,000.00	\$0.00	\$32,000.00	\$16,826.58	\$16,826.58	\$16,826.58	\$230.46	\$15,173.42
2161	Material de limpieza	\$32,000.00	\$0.00	\$32,000.00	\$16,826.58	\$16,826.58	\$16,826.58	\$230.46	\$15,173.42
2200	ALIMENTOS Y UTENSILIOS	\$15,169.60	\$338.91	\$15,508.51	\$9,296.89	\$9,296.89	\$9,296.89	\$9,296.89	\$6,211.62
2210	Productos alimenticios para personas	\$12,861.14	\$338.91	\$13,200.05	\$9,296.89	\$9,296.89	\$9,296.89	\$9,296.89	\$3,903.16
2211	Productos alimenticios para personas	\$12,861.14	\$338.91	\$13,200.05	\$9,296.89	\$9,296.89	\$9,296.89	\$9,296.89	\$3,903.16
2230	Utensilios para el servicio de alimentación	\$2,308.46	\$0.00	\$2,308.46	\$0.00	\$0.00	\$0.00	\$0.00	\$2,308.46
2231	Utensilios para el servicio de alimentación	\$2,308.46	\$0.00	\$2,308.46	\$0.00	\$0.00	\$0.00	\$0.00	\$2,308.46
2400	MATERIALES Y ARTÍCULOS DE	\$4,902.00	\$0.00	\$4,902.00	\$978.50	\$978.50	\$978.50	\$978.50	\$3,923.50
2460	Material eléctrico y electrónico	\$4,902.00	\$0.00	\$4,902.00	\$978.50	\$978.50	\$978.50	\$978.50	\$3,923.50
2461	Material eléctrico y electrónico	\$4,902.00	\$0.00	\$4,902.00	\$978.50	\$978.50	\$978.50	\$978.50	\$3,923.50
2500	PRODUCTOS QUÍMICOS, FARMACÉUTICOS Y	\$1,992.90	\$0.00	\$1,992.90	\$0.00	\$0.00	\$0.00	\$0.00	\$1,992.90
2540	Materiales, accesorios y suministros médicos	\$1,992.90	\$0.00	\$1,992.90	\$0.00	\$0.00	\$0.00	\$0.00	\$1,992.90
2541	Materiales, accesorios y suministros médicos	\$1,992.90	\$0.00	\$1,992.90	\$0.00	\$0.00	\$0.00	\$0.00	\$1,992.90
2600	COMBUSTIBLES, LUBRICANTES Y ADITIVOS	\$60,000.00	\$0.00	\$60,000.00	\$40,000.00	\$40,000.00	\$40,000.00	\$40,000.00	\$20,000.00
2610	Combustibles, lubricantes y aditivos	\$60,000.00	\$0.00	\$60,000.00	\$40,000.00	\$40,000.00	\$40,000.00	\$40,000.00	\$20,000.00
2611	Combustibles, lubricantes y aditivos	\$60,000.00	\$0.00	\$60,000.00	\$40,000.00	\$40,000.00	\$40,000.00	\$40,000.00	\$20,000.00
2900	HERRAMIENTAS, REFACCIONES Y	\$44,602.40	\$278.40	\$44,880.80	\$4,941.49	\$4,941.49	\$4,941.49	\$4,941.49	\$39,939.31
2920	Refacciones y accesorios menores de edificios	\$3,704.93	-\$185.60	\$3,519.33	\$0.00	\$0.00	\$0.00	\$0.00	\$3,519.33
2921	Refacciones y accesorios menores de edificios	\$3,704.93	-\$185.60	\$3,519.33	\$0.00	\$0.00	\$0.00	\$0.00	\$3,519.33
2930	Refacciones y accesorios menores de mobiliario	\$0.00	\$464.00	\$464.00	\$464.00	\$464.00	\$464.00	\$464.00	\$0.00
2931	Refacciones y accesorios menores de mobiliario	\$0.00	\$464.00	\$464.00	\$464.00	\$464.00	\$464.00	\$464.00	\$0.00
2940	Refacciones y accesorios menores de equipo de	\$18,397.47	\$0.00	\$18,397.47	\$1,880.00	\$1,880.00	\$1,880.00	\$1,880.00	\$16,517.47
2941	Refacciones y accesorios menores de equipo de	\$18,397.47	\$0.00	\$18,397.47	\$1,880.00	\$1,880.00	\$1,880.00	\$1,880.00	\$16,517.47
2960	Refacciones y accesorios menores de equipo de	\$22,500.00	\$0.00	\$22,500.00	\$2,597.49	\$2,597.49	\$2,597.49	\$2,597.49	\$19,902.51
2961	Refacciones y accesorios menores de equipo de	\$22,500.00	\$0.00	\$22,500.00	\$2,597.49	\$2,597.49	\$2,597.49	\$2,597.49	\$19,902.51
3000	SERVICIOS GENERALES	\$1,727,108.00	\$1,808,131.09	\$3,535,239.09	\$2,187,376.96	\$2,187,376.96	\$2,187,376.96	\$1,777,005.56	\$1,347,862.13
3100	SERVICIOS BÁSICOS	\$312,712.09	-\$681.60	\$311,830.49	\$178,121.22	\$178,121.22	\$178,121.22	\$178,121.22	\$133,709.27
3110	Energía eléctrica	\$125,000.00	\$0.00	\$125,000.00	\$75,357.00	\$75,357.00	\$75,357.00	\$75,357.00	\$49,643.00
3111	Energía eléctrica	\$125,000.00	\$0.00	\$125,000.00	\$75,357.00	\$75,357.00	\$75,357.00	\$75,357.00	\$49,643.00
3130	Agua	\$3,212.09	\$0.00	\$3,212.09	\$1,523.73	\$1,523.73	\$1,523.73	\$1,523.73	\$1,688.36
3131	Agua	\$3,212.09	\$0.00	\$3,212.09	\$1,523.73	\$1,523.73	\$1,523.73	\$1,523.73	\$1,688.36
3140	Telefonía tradicional	\$56,000.00	\$0.00	\$56,000.00	\$29,120.16	\$29,120.16	\$29,120.16	\$29,120.16	\$26,879.84
3141	Telefonía tradicional	\$56,000.00	\$0.00	\$56,000.00	\$29,120.16	\$29,120.16	\$29,120.16	\$29,120.16	\$26,879.84
3170	Servicios de acceso de Internet, redes y	\$8,500.00	\$0.00	\$8,500.00	\$948.88	\$948.88	\$948.88	\$948.88	\$7,551.12
3171	Servicios de acceso de Internet, redes y	\$8,500.00	\$0.00	\$8,500.00	\$948.88	\$948.88	\$948.88	\$948.88	\$7,551.12
3180	Servicios postales y telegráficos	\$120,000.00	-\$991.60	\$119,118.40	\$71,171.45	\$71,171.45	\$71,171.45	\$71,171.45	\$47,946.95
3181	Servicios postales y telegráficos	\$120,000.00	-\$991.60	\$119,118.40	\$71,171.45	\$71,171.45	\$71,171.45	\$71,171.45	\$47,946.95

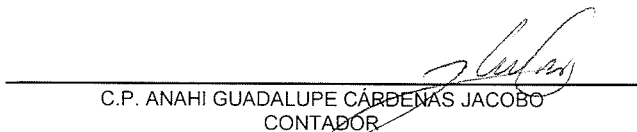
3200	SERVICIOS DE ARRENDAMIENTO	\$0.00	\$1,191,502.20	\$1,191,502.20	\$1,191,502.20	\$1,191,502.20	\$1,191,502.20	\$1,021,287.60	\$0.00
3220	Arrendamiento de edificios	\$0.00	\$1,191,502.20	\$1,191,502.20	\$1,191,502.20	\$1,191,502.20	\$1,191,502.20	\$1,021,287.60	\$0.00
3221	Arrendamiento de edificios	\$0.00	\$1,191,502.20	\$1,191,502.20	\$1,191,502.20	\$1,191,502.20	\$1,191,502.20	\$1,021,287.60	\$0.00
3300	SERVICIOS PROFESIONALES, CIENTÍFICOS,	\$210,123.84	\$263,914.71	\$474,038.55	\$80,678.06	\$80,678.06	\$80,678.06	\$45,741.15	\$393,360.49
3330	Servicios de consultoría administrativa, procesos,	\$14,800.00	\$0.00	\$14,800.00	\$2,784.00	\$2,784.00	\$2,784.00	\$2,784.00	\$12,016.00
3331	Servicios de consultoría administrativa, procesos,	\$14,800.00	\$0.00	\$14,800.00	\$2,784.00	\$2,784.00	\$2,784.00	\$2,784.00	\$12,016.00
3340	Servicios de capacitación	\$84,314.24	\$258,244.31	\$342,558.55	\$1,758.49	\$1,758.49	\$1,758.49	\$1,758.49	\$340,800.06
3341	Servicios de capacitación	\$84,314.24	\$258,244.31	\$342,558.55	\$1,758.49	\$1,758.49	\$1,758.49	\$1,758.49	\$340,800.06
3360	Servicios de apoyo administrativo, traducción,	\$90,000.00	\$5,670.40	\$95,670.40	\$64,096.33	\$64,096.33	\$64,096.33	\$30,689.43	\$31,574.07
3361	Servicios de apoyo administrativo, fotocopiado e	\$90,000.00	\$5,670.40	\$95,670.40	\$64,096.33	\$64,096.33	\$64,096.33	\$30,689.43	\$31,574.07
3370	Servicios de protección y seguridad	\$1,809.60	\$0.00	\$1,809.60	\$0.00	\$0.00	\$0.00	\$0.00	\$1,809.60
3371	Servicios de protección y seguridad	\$1,809.60	\$0.00	\$1,809.60	\$0.00	\$0.00	\$0.00	\$0.00	\$1,809.60
3380	Servicios de vigilancia	\$11,700.00	\$0.00	\$11,700.00	\$5,970.02	\$5,970.02	\$5,970.02	\$4,440.01	\$5,729.98
3381	Servicios de vigilancia	\$11,700.00	\$0.00	\$11,700.00	\$5,970.02	\$5,970.02	\$5,970.02	\$4,440.01	\$5,729.98
3390	Servicios profesionales, científicos y técnicos	\$7,500.00	\$0.00	\$7,500.00	\$6,069.22	\$6,069.22	\$6,069.22	\$6,069.22	\$1,430.78
3391	Servicios profesionales, científicos y técnicos	\$7,500.00	\$0.00	\$7,500.00	\$6,069.22	\$6,069.22	\$6,069.22	\$6,069.22	\$1,430.78
3400	SERVICIOS FINANCIEROS, BANCARIOS Y	\$70,400.00	-\$5,316.97	\$65,083.03	\$44,200.15	\$44,200.15	\$44,200.15	\$44,200.15	\$20,882.88
3410	Servicios financieros y bancarios	\$12,500.00	\$271.92	\$12,771.92	\$11,419.04	\$11,419.04	\$11,419.04	\$11,419.04	\$1,352.88
3411	Servicios financieros y bancarios	\$12,500.00	\$271.92	\$12,771.92	\$11,419.04	\$11,419.04	\$11,419.04	\$11,419.04	\$1,352.88
3440	Seguros de responsabilidad patrimonial y fianzas	\$4,500.00	\$0.00	\$4,500.00	\$2,019.40	\$2,019.40	\$2,019.40	\$2,019.40	\$2,480.60
3441	Seguros de responsabilidad patrimonial y fianzas	\$4,500.00	\$0.00	\$4,500.00	\$2,019.40	\$2,019.40	\$2,019.40	\$2,019.40	\$2,480.60
3450	Seguro de bienes patrimoniales	\$53,400.00	-\$5,588.89	\$47,811.11	\$30,761.71	\$30,761.71	\$30,761.71	\$30,761.71	\$17,049.40
3451	Seguro de bienes patrimoniales	\$53,400.00	-\$5,588.89	\$47,811.11	\$30,761.71	\$30,761.71	\$30,761.71	\$30,761.71	\$17,049.40
3500	SERVICIOS DE INSTALACIÓN, REPARACIÓN,	\$55,500.00	\$151,842.09	\$207,342.09	\$183,713.49	\$183,713.49	\$183,713.49	\$30,432.60	\$23,628.60
3510	Conservación y mantenimiento menor de	\$0.00	\$147,659.60	\$147,659.60	\$147,659.60	\$147,659.60	\$147,659.60	\$1,499.60	\$0.00
3511	Conservación y mantenimiento menor de	\$0.00	\$147,659.60	\$147,659.60	\$147,659.60	\$147,659.60	\$147,659.60	\$1,499.60	\$0.00
3530	Instalación, reparación y mantenimiento de	\$5,500.00	\$1,620.89	\$7,120.89	\$7,120.89	\$7,120.89	\$7,120.89	\$0.00	\$0.00
3531	Instalación, reparación y mantenimiento de	\$5,500.00	\$1,620.89	\$7,120.89	\$7,120.89	\$7,120.89	\$7,120.89	\$0.00	\$0.00
3550	Reparación y mantenimiento de equipo de	\$15,000.00	\$10,627.00	\$25,627.00	\$25,627.00	\$25,627.00	\$25,627.00	\$25,627.00	\$0.00
3551	Reparación y mantenimiento de equipo de	\$15,000.00	\$10,627.00	\$25,627.00	\$25,627.00	\$25,627.00	\$25,627.00	\$25,627.00	\$0.00
3590	Servicios de jardinería y fumigación	\$35,000.00	-\$8,065.40	\$26,934.60	\$3,306.00	\$3,306.00	\$3,306.00	\$3,306.00	\$23,628.60
3591	Servicios de jardinería y fumigación	\$35,000.00	-\$8,065.40	\$26,934.60	\$3,306.00	\$3,306.00	\$3,306.00	\$3,306.00	\$23,628.60
3700	SERVICIOS DE TRASLADOS Y VIÁTICOS	\$259,700.50	-\$7,059.99	\$252,640.51	\$122,003.19	\$122,003.19	\$122,003.19	\$122,003.19	\$130,637.32
3710	Pasajes aéreos	\$85,000.00	\$0.00	\$85,000.00	\$35,222.00	\$35,222.00	\$35,222.00	\$35,222.00	\$49,778.00
3711	Pasajes aéreos	\$85,000.00	\$0.00	\$85,000.00	\$35,222.00	\$35,222.00	\$35,222.00	\$35,222.00	\$49,778.00
3720	Pasajes terrestres	\$85,000.00	\$1,363.44	\$86,363.44	\$18,230.99	\$18,230.99	\$18,230.99	\$18,230.99	\$68,132.45
3721	Pasajes terrestres	\$85,000.00	\$1,363.44	\$86,363.44	\$18,230.99	\$18,230.99	\$18,230.99	\$18,230.99	\$68,132.45
3750	Viáticos en el país	\$85,000.00	-\$8,423.43	\$76,576.57	\$66,649.70	\$66,649.70	\$66,649.70	\$66,649.70	\$9,926.87
3751	Viáticos en el país	\$85,000.00	-\$8,423.43	\$76,576.57	\$66,649.70	\$66,649.70	\$66,649.70	\$66,649.70	\$9,926.87
3790	Otros servicios de traslado y hospedaje	\$4,700.50	\$0.00	\$4,700.50	\$1,900.50	\$1,900.50	\$1,900.50	\$1,900.50	\$2,800.00
3791	Otros servicios de traslado y hospedaje	\$4,700.50	\$0.00	\$4,700.50	\$1,900.50	\$1,900.50	\$1,900.50	\$1,900.50	\$2,800.00
3800	SERVICIOS OFICIALES	\$148,722.19	\$4,237.39	\$152,959.58	\$33,654.65	\$33,654.65	\$33,654.65	\$33,654.65	\$119,304.93
3830	Congresos y convenciones	\$131,222.19	-\$5,929.44	\$125,301.75	\$5,996.82	\$5,996.82	\$5,996.82	\$5,996.82	\$119,304.93

3831	Congresos y convenciones	\$131,222.19	-\$5,920.44	\$125,301.75	\$5,996.82	\$5,996.82	\$5,996.82	\$5,996.82	\$119,304.93
3850	Gastos de representación	\$17,500.00	\$10,157.83	\$27,657.83	\$27,657.83	\$27,657.83	\$27,657.83	\$27,657.83	\$0.00
3851	Gastos de representación	\$17,500.00	\$10,157.83	\$27,657.83	\$27,657.83	\$27,657.83	\$27,657.83	\$27,657.83	\$0.00
3900	OTROS SERVICIOS GENERALES	\$669,949.38	\$209,893.26	\$879,842.64	\$353,504.00	\$353,504.00	\$353,504.00	\$301,565.00	\$526,338.64
3920	Impuestos y derechos	\$8,134.00	\$0.00	\$8,134.00	\$5,955.00	\$5,955.00	\$5,955.00	\$5,955.00	\$2,179.00
3921	Impuestos y derechos	\$8,134.00	\$0.00	\$8,134.00	\$5,955.00	\$5,955.00	\$5,955.00	\$5,955.00	\$2,179.00
3980	Impuesto sobre nóminas y otros que se deriven	\$661,815.38	\$0.00	\$661,815.38	\$347,549.00	\$347,549.00	\$347,549.00	\$295,610.00	\$314,266.38
3981	Impuesto sobre nóminas y otros que se deriven	\$661,815.38	\$0.00	\$661,815.38	\$347,549.00	\$347,549.00	\$347,549.00	\$295,610.00	\$314,266.38
3990	Otros servicios generales	\$0.00	\$209,893.26	\$209,893.26	\$0.00	\$0.00	\$0.00	\$0.00	\$209,893.26
3991	Otros servicios generales	\$0.00	\$209,893.26	\$209,893.26	\$0.00	\$0.00	\$0.00	\$0.00	\$209,893.26
4000	TRANSFERENCIAS, ASIGNACIONES,	\$2,993,891.02	-\$1,339,511.20	\$1,654,379.82	\$0.00	\$0.00	\$0.00	\$0.00	\$1,654,379.82
4100	TRANSFERENCIAS INTERNAS Y	\$2,993,891.02	-\$1,339,511.20	\$1,654,379.82	\$0.00	\$0.00	\$0.00	\$0.00	\$1,654,379.82
4140	Asignaciones presupuestarias a Órganos	\$2,993,891.02	-\$1,339,511.20	\$1,654,379.82	\$0.00	\$0.00	\$0.00	\$0.00	\$1,654,379.82
4141	Asignaciones presupuestarias a Órganos	\$2,993,891.02	-\$1,339,511.20	\$1,654,379.82	\$0.00	\$0.00	\$0.00	\$0.00	\$1,654,379.82
5000	BIENES MUEBLES, INMUEBLES E	\$0.00	\$11,312.51	\$11,312.51	\$11,312.51	\$11,312.51	\$11,312.51	\$11,312.51	\$0.00
5100	MOBILIARIO Y EQUIPO DE ADMINISTRACIÓN	\$0.00	\$11,312.51	\$11,312.51	\$11,312.51	\$11,312.51	\$11,312.51	\$11,312.51	\$0.00
5110	Muebles de oficina y estantería	\$0.00	\$8,908.99	\$8,908.99	\$8,908.99	\$8,908.99	\$8,908.99	\$8,908.99	\$0.00
5111	Muebles de oficina y estantería	\$0.00	\$8,908.99	\$8,908.99	\$8,908.99	\$8,908.99	\$8,908.99	\$8,908.99	\$0.00
5150	Equipo de cómputo y de tecnologías de la	\$0.00	\$2,403.52	\$2,403.52	\$2,403.52	\$2,403.52	\$2,403.52	\$2,403.52	\$0.00
5151	Equipo de cómputo y de tecnología de la	\$0.00	\$2,403.52	\$2,403.52	\$2,403.52	\$2,403.52	\$2,403.52	\$2,403.52	\$0.00
Total		\$30,000,000.00	\$621,579.89	\$30,621,579.89	\$27,492,926.13	\$15,818,493.16	\$15,818,493.16	\$15,063,521.12	\$14,803,086.73

Bajo protesta de decir verdad declaramos que los Estados Financieros y sus Notas son razonablemente correctos y responsabilidad del emisor


 LIC. DAVID ENRIQUE MENCHACA ZUÑIGA
 COMISIONADO PRESIDENTE


 C.P. AMELIA SALAZAR GONZALEZ
 DIRECTORA DE ADMINISTRACIÓN Y FINANZAS


 C.P. ANAHI GUADALUPE CÁRDENAS JACOBO
 CONTADOR


 C.P. MAYRA MARTÍNEZ MARTÍNEZ
 CONTADOR