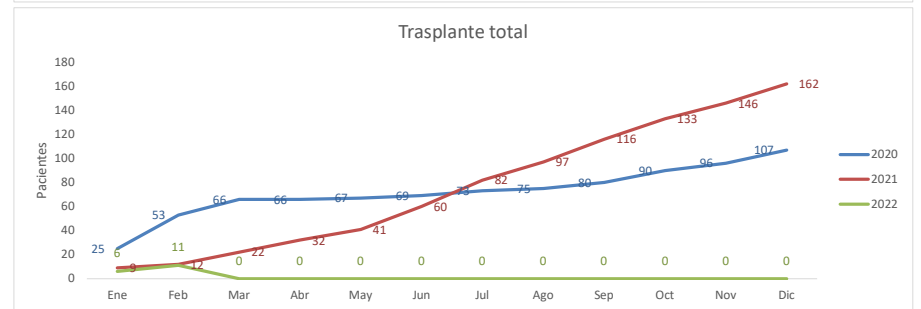
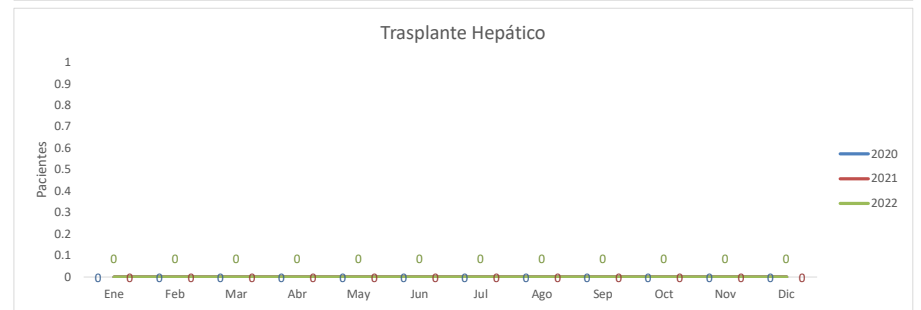
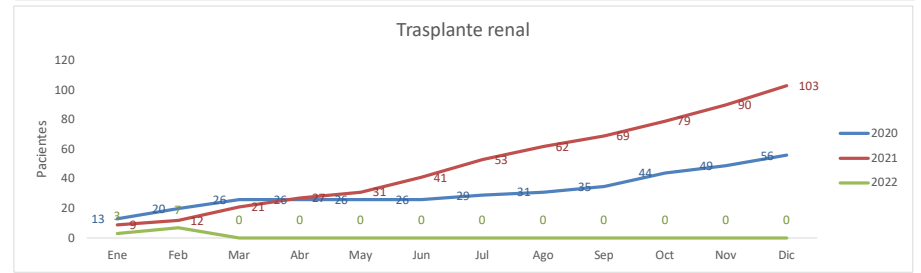
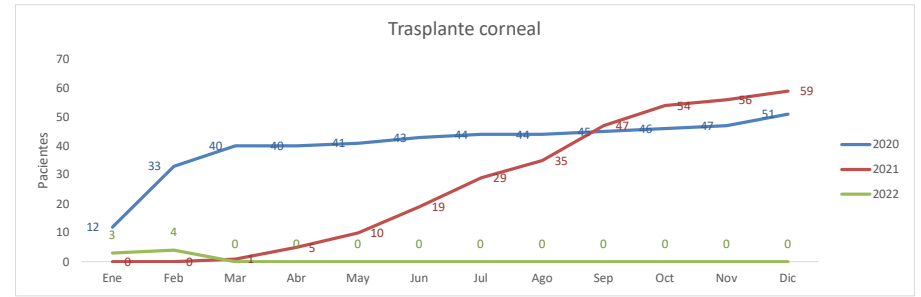


| Actividad Estatal de Trasplantes por mes y año |      |     |     |     |     |     |     |     |     |     |     |     |     |     |     |      |      |     |      |     |
|--|------|-----|-----|-----|-----|-----|-----|-----|-----|-----|-----|-----|-----|-----|-----|------|------|-----|------|-----|
|  |      | Ene | Feb | Mar | Abr | May | Jun | Jul | Ago | Sep | Oct | Nov | Dic | Tot | Año | Sexo |      |     |      |     |
|  |      |     |     |     |     |     |     |     |     |     |     |     |     |     |     | Fem  | Masc |     |      |     |
| 2020   | TRDC | 6   | 2   | 2   | 0   | 0   | 0   | 0   | 2   | 2   | 1   | 0   | 0   | 0   | 13  | 107  | 5    | 38% | 8    | 62% |
|  | TRDV | 7   | 5   | 4   | 0   | 0   | 0   | 3   | 2   | 2   | 8   | 5   | 7   | 43  | 16  |      | 57%  | 27  | 63%  |     |
|  | Tcó  | 12  | 21  | 7   | 0   | 1   | 2   | 1   | 0   | 1   | 1   | 1   | 4   | 51  | 28  |      | 55%  | 23  | 45%  |     |
|  | THV  | 0   | 0   | 0   | 0   | 0   | 0   | 0   | 0   | 0   | 0   | 0   | 0   | 0   | 0   |      | 0    | 0%  | 0    | 0%  |
|  | THC  | 0   | 0   | 0   | 0   | 0   | 0   | 0   | 0   | 0   | 0   | 0   | 0   | 0   | 0   |      | 0    | 0%  | 0    | 0%  |
| 2021   | TRDC | 0   | 0   | 0   | 0   | 0   | 0   | 0   | 0   | 0   | 0   | 0   | 0   | 0   | 0   | 162  | 0    | 0%  | 0    | 0%  |
|  | TRDV | 9   | 3   | 9   | 6   | 4   | 10  | 12  | 9   | 7   | 10  | 11  | 13  | 103 | 31  |      | 30%  | 72  | 70%  |     |
|  | Tcó  | 0   | 0   | 1   | 4   | 5   | 9   | 10  | 6   | 12  | 7   | 2   | 3   | 59  | 26  |      | 44%  | 33  | 56%  |     |
|  | THV  | 0   | 0   | 0   | 0   | 0   | 0   | 0   | 0   | 0   | 0   | 0   | 0   | 0   | 0   |      | 0    | 0%  | 0    | 0%  |
|  | THC  | 0   | 0   | 0   | 0   | 0   | 0   | 0   | 0   | 0   | 0   | 0   | 0   | 0   | 0   |      | 0    | 0%  | 0    | 0%  |
| 2022   | TRDC | 0   | 0   | 0   | 0   | 0   | 0   | 0   | 0   | 0   | 0   | 0   | 0   | 0   | 0   | 11   | 0    | 0%  | 0    | 0%  |
|  | TRDV | 3   | 4   | 0   | 0   | 0   | 0   | 0   | 0   | 0   | 0   | 0   | 0   | 7   | 3   |      | 43%  | 4   | 57%  |     |
|  | Tcó  | 3   | 1   | 0   | 0   | 0   | 0   | 0   | 0   | 0   | 0   | 0   | 0   | 4   | 0   |      | 0%   | 4   | 100% |     |
|  | THV  | 0   | 0   | 0   | 0   | 0   | 0   | 0   | 0   | 0   | 0   | 0   | 0   | 0   | 0   |      | 0    | 0%  | 0    | 0%  |
|  | THC  | 0   | 0   | 0   | 0   | 0   | 0   | 0   | 0   | 0   | 0   | 0   | 0   | 0   | 0   |      | 0    | 0%  | 0    | 0%  |

\* TRDC: Trasplante renal de donante cadáver      Tcó: Trasplante corneal;  
 \* TRDV: Trasplante renal de donante vivo      THV, THC: Trasplante hepático (V y C donante -vivo-, cadáver).

Establecimiento **TODOS**  
 Año inicial **2020**



| Trasplantes por sexo y edad (al momento del trasplante) |          |           |            |            |          |           |           |            |            |          |   |
|---|----------|-----------|------------|------------|----------|-----------|-----------|------------|------------|----------|---|
| Año   | Femenino |           |            |            |          | Masculino |           |            |            |          |   |
|   | 0-4 años | 5-14 años | 15-29 años | 30-64 años | 65 o más | 0-4 años  | 5-14 años | 15-29 años | 30-64 años | 65 o más |   |
| Córnea  | 2020     | 0         | 0          | 2          | 12       | 14        | 0         | 0          | 4          | 10       | 9 |
|   | 2021     | 0         | 0          | 1          | 16       | 9         | 0         | 2          | 8          | 16       | 7 |
|   | 2022     | 0         | 0          | 0          | 0        | 0         | 2         | 1          | 0          | 0        | 1 |
| Riñón   | Femenino |           |            |            |          | Masculino |           |            |            |          |   |
|   | 0-4 años | 5-14 años | 15-29 años | 30-64 años | 65 o más | 0-4 años  | 5-14 años | 15-29 años | 30-64 años | 65 o más |   |
|   | 2020     | 0         | 1          | 7          | 11       | 2         | 0         | 3          | 5          | 23       | 4 |
| 2021  | 0        | 2         | 8          | 20         | 1        | 0         | 1         | 18         | 48         | 5        |   |
| 2022  | 0        | 0         | 1          | 2          | 0        | 0         | 0         | 1          | 3          | 0        |   |
| En espera   | Femenino |           |            |            |          | Masculino |           |            |            |          |   |
|   | 0-4 años | 5-14 años | 15-29 años | 30-64 años | 65 o más | 0-4 años  | 5-14 años | 15-29 años | 30-64 años | 65 o más |   |
|   | Córnea   | 0         | 1          | 25         | 58       | 32        | 0         | 0          | 0          | 0        | 0 |
| Riñón   | 0        | 0         | 14         | 111        | 26       | 0         | 0         | 0          | 0          | 0        |   |
| Hígado  | 0        | 0         | 0          | 0          | 1        | 0         | 0         | 0          | 0          | 0        |   |