




Table with columns for account numbers (e.g., 2931, 2940) and descriptions (e.g., Refacciones y accesorios menores de mobiliario). It lists various services and their corresponding amounts in multiple columns, representing different fiscal periods or currencies. Includes handwritten marks and a signature in the top right corner.


3920	Impuestos y derechos	\$8,400.00	\$471.00	\$8,871.00	\$8,871.00	\$8,871.00	\$8,871.00	\$8,871.00	\$0.00
3921	Impuestos y derechos	\$8,400.00	\$471.00	\$8,871.00	\$8,871.00	\$8,871.00	\$8,871.00	\$8,871.00	\$0.00
3980	Impuesto sobre nóminas y otros que se deriven	\$618,000.00	\$8,062.00	\$626,062.00	\$374,965.00	\$374,965.00	\$374,965.00	\$335,448.00	\$251,097.00
3981	Impuesto sobre nóminas y otros que se deriven	\$618,000.00	\$8,062.00	\$626,062.00	\$374,965.00	\$374,965.00	\$374,965.00	\$335,448.00	\$251,097.00
3990	Otros servicios generales	\$250,560.00	-\$40,666.74	\$209,893.26	\$0.00	\$0.00	\$0.00	\$0.00	\$209,893.26
3991	Otros servicios generales	\$250,560.00	-\$40,666.74	\$209,893.26	\$0.00	\$0.00	\$0.00	\$0.00	\$209,893.26
5000	BIENES MUEBLES, INMUEBLES E	\$330,000.00	-\$219,624.16	\$110,375.84	\$110,375.84	\$110,375.84	\$110,375.84	\$110,375.84	\$0.00
5100	MOBILIARIO Y EQUIPO DE ADMINISTRACIÓN	\$100,000.00	-\$24,188.48	\$75,811.52	\$75,811.52	\$75,811.52	\$75,811.52	\$75,811.52	\$0.00
5110	Muebles de oficina y estantería	\$0.00	\$9,384.00	\$9,384.00	\$9,384.00	\$9,384.00	\$9,384.00	\$9,384.00	\$0.00
5111	Muebles de oficina y estantería	\$0.00	\$9,384.00	\$9,384.00	\$9,384.00	\$9,384.00	\$9,384.00	\$9,384.00	\$0.00
5150	Equipo de cómputo y de tecnologías de la	\$100,000.00	-\$49,921.52	\$50,078.48	\$50,078.48	\$50,078.48	\$50,078.48	\$50,078.48	\$0.00
5151	Equipo de cómputo y de tecnología de la	\$100,000.00	-\$49,921.52	\$50,078.48	\$50,078.48	\$50,078.48	\$50,078.48	\$50,078.48	\$0.00
5190	Otros mobiliarios y equipos de administración	\$0.00	\$16,349.04	\$16,349.04	\$16,349.04	\$16,349.04	\$16,349.04	\$16,349.04	\$0.00
5191	Otros mobiliarios y equipos de administración	\$0.00	\$16,349.04	\$16,349.04	\$16,349.04	\$16,349.04	\$16,349.04	\$16,349.04	\$0.00
5600	MAQUINARIA, OTROS EQUIPOS Y	\$0.00	\$3,996.00	\$3,996.00	\$3,996.00	\$3,996.00	\$3,996.00	\$3,996.00	\$0.00
5640	Sistemas de aire acondicionado, calefacción y de	\$0.00	\$3,996.00	\$3,996.00	\$3,996.00	\$3,996.00	\$3,996.00	\$3,996.00	\$0.00
5641	Sistemas de aire acondicionado, calefacción y de	\$0.00	\$3,996.00	\$3,996.00	\$3,996.00	\$3,996.00	\$3,996.00	\$3,996.00	\$0.00
5900	ACTIVOS INTANGIBLES	\$230,000.00	-\$199,431.68	\$30,568.32	\$30,568.32	\$30,568.32	\$30,568.32	\$30,568.32	\$0.00
5910	Software	\$230,000.00	-\$199,431.68	\$30,568.32	\$30,568.32	\$30,568.32	\$30,568.32	\$30,568.32	\$0.00
5911	Software	\$230,000.00	-\$199,431.68	\$30,568.32	\$30,568.32	\$30,568.32	\$30,568.32	\$30,568.32	\$0.00
6000	INVERSIÓN PÚBLICA	\$0.00	\$5,995,000.00	\$5,995,000.00	\$3,034,324.46	\$3,034,324.46	\$3,034,324.46	\$2,909,044.46	\$2,960,675.54
6300	PROYECTOS PRODUCTIVOS Y ACCIONES DE	\$0.00	\$5,995,000.00	\$5,995,000.00	\$3,034,324.46	\$3,034,324.46	\$3,034,324.46	\$2,909,044.46	\$2,960,675.54
6320	Ejecución de proyectos productivos no incluidos	\$0.00	\$5,995,000.00	\$5,995,000.00	\$3,034,324.46	\$3,034,324.46	\$3,034,324.46	\$2,909,044.46	\$2,960,675.54
6321	Ejecución de proyectos productivos no incluidos	\$0.00	\$5,995,000.00	\$5,995,000.00	\$3,034,324.46	\$3,034,324.46	\$3,034,324.46	\$2,909,044.46	\$2,960,675.54
Total		\$33,281,927.00	\$483,140.51	\$33,765,067.51	\$28,740,904.88	\$20,100,554.69	\$20,100,554.69	\$19,671,488.55	\$13,664,512.82

Bajo protesta de decir verdad declaramos que los Estados Financieros y sus Notas son razonablemente correctos y responsabilidad del emisor


 LIC. DAVID ENRIQUE MENCHACA ZÚÑIGA
 COMISIONADO PRESIDENTE


 C.P. AMELIA SALAZAR GONZÁLEZ
 DIRECTORA DE ADMINISTRACIÓN Y FINANZAS


 C.P. ANAHI GUADALUPE CARDENAS JACOBO
 CONTADOR


 C.P. MAYRA MARTÍNEZ MARTÍNEZ
 CONTADOR