

COMISION ESTATAL DE GARANTIA DE ACCESO A LA INFORMACION PUBLICA (CEGAIP)

SAN LUIS POTOSI

Estado Analítico del Ejercicio del Presupuesto por Capítulo del Gasto Del 01/ene./2021 Al 31/ago./2021


Usu: Supervisor  
rptEstadoAn


Ejercicio del Presupuesto	Egresos Aprobado	Ampliaciones / (Reducciones)	Egresos Modificado	Egresos Comprometido	Egresos Devengado	Egresos Ejercido	Pagado	Subejercicio
<b>1000 SERVICIOS PERSONALES</b>	<b>\$28,672,553.28</b>	<b>-\$3,488,178.08</b>	<b>\$25,184,375.20</b>	<b>\$24,557,927.01</b>	<b>\$14,324,503.93</b>	<b>\$14,324,503.93</b>	<b>\$13,880,760.35</b>	<b>\$10,859,871.27</b>
1100 REMUNERACIONES AL PERSONAL DE	\$14,578,313.23	-\$797,717.24	\$13,780,595.99	\$13,780,595.99	\$8,909,544.97	\$8,909,544.97	\$8,909,544.97	\$4,871,051.02
1130 Sueldos base al personal permanente	\$14,578,313.23	-\$797,717.24	\$13,780,595.99	\$13,780,595.99	\$8,909,544.97	\$8,909,544.97	\$8,909,544.97	\$4,871,051.02
1131 Sueldos base al personal permanente	\$14,578,313.23	-\$797,717.24	\$13,780,595.99	\$13,780,595.99	\$8,909,544.97	\$8,909,544.97	\$8,909,544.97	\$4,871,051.02
1200 REMUNERACIONES AL PERSONAL DE	\$2,856,649.68	-\$2,461,441.56	\$395,208.12	\$395,208.12	\$395,208.12	\$395,208.12	\$395,208.12	\$0.00
1210 Honorarios asimilables a salarios	\$2,856,649.68	-\$2,461,441.56	\$395,208.12	\$395,208.12	\$395,208.12	\$395,208.12	\$395,208.12	\$0.00
1211 Honorarios asimilables a salarios	\$2,856,649.68	-\$2,461,441.56	\$395,208.12	\$395,208.12	\$395,208.12	\$395,208.12	\$395,208.12	\$0.00
1300 REMUNERACIONES ADICIONALES Y	\$4,456,493.60	-\$227,135.61	\$4,229,357.99	\$4,229,357.99	\$1,206,252.53	\$1,206,252.53	\$1,206,252.53	\$3,023,105.46
1310 Primas por años de servicios efectivos	\$27,981.44	\$16,388.72	\$44,350.16	\$44,350.16	\$44,350.16	\$44,350.16	\$44,350.16	\$0.00
1311 Primas por años de servicios efectivos	\$27,981.44	\$16,388.72	\$44,350.16	\$44,350.16	\$44,350.16	\$44,350.16	\$44,350.16	\$0.00
1320 Primas de vacaciones, dominical y gratificación	\$4,428,532.16	-\$243,524.33	\$4,185,007.83	\$4,185,007.83	\$1,161,902.37	\$1,161,902.37	\$1,161,902.37	\$3,023,105.46
1321 Primas de vacaciones, dominical y gratificación	\$4,428,532.16	-\$243,524.33	\$4,185,007.83	\$4,185,007.83	\$1,161,902.37	\$1,161,902.37	\$1,161,902.37	\$3,023,105.46
1400 SEGURIDAD SOCIAL	\$3,941,268.42	-\$520,199.06	\$3,421,069.36	\$3,421,069.36	\$2,105,914.31	\$2,105,914.31	\$1,662,170.73	\$1,315,155.05
1410 Aportaciones de seguridad social	\$1,618,997.53	-\$284,414.42	\$1,334,583.11	\$1,334,583.11	\$758,160.07	\$758,160.07	\$660,527.44	\$576,423.04
1411 Aportaciones de seguridad social	\$1,618,997.53	-\$284,414.42	\$1,334,583.11	\$1,334,583.11	\$758,160.07	\$758,160.07	\$660,527.44	\$576,423.04
1420 Aportaciones a fondos de vivienda	\$1,057,469.04	-\$130,812.93	\$926,656.11	\$926,656.11	\$599,058.77	\$599,058.77	\$445,572.72	\$327,597.34
1421 Aportaciones a fondos de vivienda	\$1,057,469.04	-\$130,812.93	\$926,656.11	\$926,656.11	\$599,058.77	\$599,058.77	\$445,572.72	\$327,597.34
1430 Aportaciones al sistema para el retiro	\$1,264,801.85	-\$104,971.71	\$1,159,830.14	\$1,159,830.14	\$748,695.47	\$748,695.47	\$556,070.57	\$411,134.67
1431 Aportaciones al sistema para el retiro	\$1,264,801.85	-\$104,971.71	\$1,159,830.14	\$1,159,830.14	\$748,695.47	\$748,695.47	\$556,070.57	\$411,134.67
1500 OTRAS PRESTACIONES SOCIALES Y	\$2,476,912.35	-\$102,132.80	\$2,374,779.55	\$2,374,779.55	\$1,466,640.00	\$1,466,640.00	\$1,466,640.00	\$909,139.55
1520 Indemnizaciones	\$149,752.35	\$0.00	\$149,752.35	\$149,752.35	\$0.00	\$0.00	\$0.00	\$149,752.35
1521 Indemnizaciones	\$149,752.35	\$0.00	\$149,752.35	\$149,752.35	\$0.00	\$0.00	\$0.00	\$149,752.35
1540 Prestaciones contractuales	\$2,327,160.00	-\$102,132.80	\$2,225,027.20	\$2,225,027.20	\$1,466,640.00	\$1,466,640.00	\$1,466,640.00	\$759,387.20
1541 Prestaciones contractuales	\$2,327,160.00	-\$102,132.80	\$2,225,027.20	\$2,225,027.20	\$1,466,640.00	\$1,466,640.00	\$1,466,640.00	\$759,387.20
1600 PREVISIONES	\$0.00	\$626,448.19	\$626,448.19	\$0.00	\$0.00	\$0.00	\$0.00	\$626,448.19
1610 Provisiones de carácter laboral, económica y de	\$0.00	\$626,448.19	\$626,448.19	\$0.00	\$0.00	\$0.00	\$0.00	\$626,448.19
1611 Provisiones de carácter laboral, económica y de	\$0.00	\$626,448.19	\$626,448.19	\$0.00	\$0.00	\$0.00	\$0.00	\$626,448.19
1700 PAGO DE ESTÍMULOS A SERVIDORES	\$362,916.00	-\$6,000.00	\$356,916.00	\$356,916.00	\$241,944.00	\$241,944.00	\$241,944.00	\$114,972.00
1710 Estímulos	\$362,916.00	-\$6,000.00	\$356,916.00	\$356,916.00	\$241,944.00	\$241,944.00	\$241,944.00	\$114,972.00
1711 Estímulos	\$362,916.00	-\$6,000.00	\$356,916.00	\$356,916.00	\$241,944.00	\$241,944.00	\$241,944.00	\$114,972.00
<b>2000 MATERIALES Y SUMINISTROS</b>	<b>\$569,251.45</b>	<b>-\$75,893.14</b>	<b>\$493,358.31</b>	<b>\$489,358.31</b>	<b>\$148,764.81</b>	<b>\$148,764.81</b>	<b>\$148,764.81</b>	<b>\$344,593.50</b>
2100 MATERIALES DE ADMINISTRACIÓN, EMISIÓN	\$401,800.00	-\$47,910.35	\$353,889.65	\$122,987.04	\$122,987.04	\$122,987.04	\$122,987.04	\$230,902.61
2110 Materiales, útiles y equipos menores de oficina	\$75,000.00	-\$5,269.83	\$69,730.17	\$26,161.91	\$26,161.91	\$26,161.91	\$26,161.91	\$43,568.26
2111 Materiales, útiles y equipos menores de oficina	\$75,000.00	-\$5,269.83	\$69,730.17	\$26,161.91	\$26,161.91	\$26,161.91	\$26,161.91	\$43,568.26
2120 Materiales y útiles de impresión y reproducción	\$3,800.00	\$0.00	\$3,800.00	\$0.00	\$0.00	\$0.00	\$0.00	\$3,800.00
2121 Materiales y útiles de impresión y reproducción	\$3,800.00	\$0.00	\$3,800.00	\$0.00	\$0.00	\$0.00	\$0.00	\$3,800.00
2140 Materiales, útiles y equipos menores de	\$80,000.00	\$0.00	\$80,000.00	\$7,793.60	\$7,793.60	\$7,793.60	\$7,793.60	\$72,206.40
2141 Materiales, útiles y equipos menores de	\$80,000.00	\$0.00	\$80,000.00	\$7,793.60	\$7,793.60	\$7,793.60	\$7,793.60	\$72,206.40
2150 Material Impreso e información digital	\$148,000.00	-\$20,752.52	\$127,247.48	\$68,092.00	\$68,092.00	\$68,092.00	\$68,092.00	\$59,155.48
2151 Material Impreso e información digital	\$148,000.00	-\$20,752.52	\$127,247.48	\$68,092.00	\$68,092.00	\$68,092.00	\$68,092.00	\$59,155.48
2160 Material de limpieza	\$95,000.00	-\$23,422.00	\$71,578.00	\$19,405.53	\$19,405.53	\$19,405.53	\$19,405.53	\$52,172.47
2161 Material de limpieza	\$95,000.00	-\$23,422.00	\$71,578.00	\$19,405.53	\$19,405.53	\$19,405.53	\$19,405.53	\$52,172.47
2180 Materiales para el registro e identificación de	\$0.00	\$1,534.00	\$1,534.00	\$1,534.00	\$1,534.00	\$1,534.00	\$1,534.00	\$0.00
2181 Materiales para el registro e identificación de	\$0.00	\$1,534.00	\$1,534.00	\$1,534.00	\$1,534.00	\$1,534.00	\$1,534.00	\$0.00
2200 ALIMENTOS Y UTENSILIOS	\$17,500.00	\$0.00	\$17,500.00	\$5,791.00	\$5,791.00	\$5,791.00	\$5,791.00	\$11,709.00
2210 Productos alimenticios para personas	\$15,000.00	\$0.00	\$15,000.00	\$5,791.00	\$5,791.00	\$5,791.00	\$5,791.00	\$9,209.00
2211 Productos alimenticios para personas	\$15,000.00	\$0.00	\$15,000.00	\$5,791.00	\$5,791.00	\$5,791.00	\$5,791.00	\$9,209.00
2230 Utensilios para el servicio de alimentación	\$2,500.00	\$0.00	\$2,500.00	\$0.00	\$0.00	\$0.00	\$0.00	\$2,500.00
2231 Utensilios para el servicio de alimentación	\$2,500.00	\$0.00	\$2,500.00	\$0.00	\$0.00	\$0.00	\$0.00	\$2,500.00
2400 MATERIALES Y ARTÍCULOS DE	\$5,000.00	\$0.00	\$5,000.00	\$1,891.60	\$1,891.60	\$1,891.60	\$1,891.60	\$3,108.40
2460 Material eléctrico y electrónico	\$5,000.00	\$0.00	\$5,000.00	\$1,891.60	\$1,891.60	\$1,891.60	\$1,891.60	\$3,108.40
2461 Material eléctrico y electrónico	\$5,000.00	\$0.00	\$5,000.00	\$1,891.60	\$1,891.60	\$1,891.60	\$1,891.60	\$3,108.40
2500 PRODUCTOS QUÍMICOS, FARMACÉUTICOS Y	\$2,000.00	\$0.00	\$2,000.00	\$0.00	\$0.00	\$0.00	\$0.00	\$2,000.00
2540 Materiales, accesorios y suministros médicos	\$2,000.00	\$0.00	\$2,000.00	\$0.00	\$0.00	\$0.00	\$0.00	\$2,000.00
2541 Materiales, accesorios y suministros médicos	\$2,000.00	\$0.00	\$2,000.00	\$0.00	\$0.00	\$0.00	\$0.00	\$2,000.00
2600 COMBUSTIBLES, LUBRICANTES Y ADITIVOS	\$105,000.00	-\$22,173.52	\$82,826.48	\$0.00	\$0.00	\$0.00	\$0.00	\$82,826.48
2610 Combustibles, lubricantes y aditivos	\$105,000.00	-\$22,173.52	\$82,826.48	\$0.00	\$0.00	\$0.00	\$0.00	\$82,826.48
2611 Combustibles, lubricantes y aditivos	\$105,000.00	-\$22,173.52	\$82,826.48	\$0.00	\$0.00	\$0.00	\$0.00	\$82,826.48
2700 VESTUARIO, BLANCOS, PRENDAS DE	\$0.00	\$4,408.00	\$4,408.00	\$4,408.00	\$4,408.00	\$4,408.00	\$4,408.00	\$0.00
2710 Vestuario y uniformes	\$0.00	\$4,408.00	\$4,408.00	\$4,408.00	\$4,408.00	\$4,408.00	\$4,408.00	\$0.00
2711 Vestuario y uniformes	\$0.00	\$4,408.00	\$4,408.00	\$4,408.00	\$4,408.00	\$4,408.00	\$4,408.00	\$0.00
2900 HERRAMIENTAS, REFACCIONES Y	\$37,851.45	-\$10,217.27	\$27,734.18	\$13,687.17	\$13,687.17	\$13,687.17	\$13,687.17	\$14,007.01
2910 Herramientas menores	\$1,000.00	\$0.00	\$1,000.00	\$0.00	\$0.00	\$0.00	\$0.00	\$1,000.00
2911 Herramientas menores	\$1,000.00	\$0.00	\$1,000.00	\$0.00	\$0.00	\$0.00	\$0.00	\$1,000.00
2920 Refacciones y accesorios menores de edificios	\$3,651.45	-\$524.86	\$3,126.59	\$555.40	\$555.40	\$555.40	\$555.40	\$2,571.19
2921 Refacciones y accesorios menores de edificios	\$3,651.45	-\$524.86	\$3,126.59	\$555.40	\$555.40	\$555.40	\$555.40	\$2,571.19
2930 Refacciones y accesorios menores de mobiliario	\$300.00	\$210.40	\$510.40	\$510.40	\$510.40	\$510.40	\$510.40	\$0.00
2931 Refacciones y accesorios menores de mobiliario	\$300.00	\$210.40	\$510.40	\$510.40	\$510.40	\$510.40	\$510.40	\$0.00
2940 Refacciones y accesorios menores de equipo de	\$5,000.00	\$4,705.83	\$9,705.83	\$9,705.83	\$9,705.83	\$9,705.83	\$9,705.83	\$0.00
2941 Refacciones y accesorios menores de equipo de	\$5,000.00	\$4,705.83	\$9,705.83	\$9,705.83	\$9,705.83	\$9,705.83	\$9,705.83	\$0.00
2960 Refacciones y accesorios menores de equipo de	\$28,000.00	-\$14,608.64	\$13,391.36	\$2,915.54	\$2,915.54	\$2,915.54	\$2,915.54	\$10,475.82




5110	Muebles de oficina y estantería	\$0.00	\$9,384.00	\$9,384.00	\$9,384.00	\$9,384.00	\$9,384.00	\$9,384.00	\$0.00
5111	Muebles de oficina y estantería	\$0.00	\$9,384.00	\$9,384.00	\$9,384.00	\$9,384.00	\$9,384.00	\$9,384.00	\$0.00
5150	Equipo de cómputo y de tecnologías de la	\$100,000.00	-\$49,921.52	\$50,078.48	\$50,078.48	\$50,078.48	\$50,078.48	\$50,078.48	\$0.00
5151	Equipo de cómputo y de tecnología de la	\$100,000.00	-\$49,921.52	\$50,078.48	\$50,078.48	\$50,078.48	\$50,078.48	\$50,078.48	\$0.00
5190	Otros mobiliarios y equipos de administración	\$0.00	\$16,349.04	\$16,349.04	\$16,349.04	\$16,349.04	\$16,349.04	\$16,349.04	\$0.00
5191	Otros mobiliarios y equipos de administración	\$0.00	\$16,349.04	\$16,349.04	\$16,349.04	\$16,349.04	\$16,349.04	\$16,349.04	\$0.00
5600	MAQUINARIA, OTROS EQUIPOS Y	\$0.00	\$3,996.00	\$3,996.00	\$3,996.00	\$3,996.00	\$3,996.00	\$3,996.00	\$0.00
5640	Sistemas de aire acondicionado, calefacción y	\$0.00	\$3,996.00	\$3,996.00	\$3,996.00	\$3,996.00	\$3,996.00	\$3,996.00	\$0.00
5641	Sistemas de aire acondicionado, calefacción y	\$0.00	\$3,996.00	\$3,996.00	\$3,996.00	\$3,996.00	\$3,996.00	\$3,996.00	\$0.00
5900	ACTIVOS INTANGIBLES	\$230,000.00	-\$199,431.68	\$30,568.32	\$30,568.32	\$30,568.32	\$30,568.32	\$30,568.32	\$0.00
5910	Software	\$230,000.00	-\$199,431.68	\$30,568.32	\$30,568.32	\$30,568.32	\$30,568.32	\$30,568.32	\$0.00
5911	Software	\$230,000.00	-\$199,431.68	\$30,568.32	\$30,568.32	\$30,568.32	\$30,568.32	\$30,568.32	\$0.00
6000	<b>INVERSIÓN PÚBLICA</b>	\$0.00	\$5,995,000.00	\$5,995,000.00	\$2,605,919.35	\$2,605,919.35	\$2,605,919.35	\$2,438,879.35	\$3,389,080.65
6300	PROYECTOS PRODUCTIVOS Y ACCIONES	\$0.00	\$5,995,000.00	\$5,995,000.00	\$2,605,919.35	\$2,605,919.35	\$2,605,919.35	\$2,438,879.35	\$3,389,080.65
6320	Ejecución de proyectos productivos no incluidos	\$0.00	\$5,995,000.00	\$5,995,000.00	\$2,605,919.35	\$2,605,919.35	\$2,605,919.35	\$2,438,879.35	\$3,389,080.65
6321	Ejecución de proyectos productivos no incluidos	\$0.00	\$5,995,000.00	\$5,995,000.00	\$2,605,919.35	\$2,605,919.35	\$2,605,919.35	\$2,438,879.35	\$3,389,080.65
<b>Total</b>		<b>\$33,281,927.00</b>	<b>\$483,095.63</b>	<b>\$33,765,022.63</b>	<b>\$28,155,787.65</b>	<b>\$17,922,364.57</b>	<b>\$17,922,364.57</b>	<b>\$17,271,859.99</b>	<b>\$15,842,658.06</b>

Bajo protesta de decir verdad declaramos que los Estados Financieros y sus Notas son razonablemente correctos y responsabilidad del emisor

  
 LIC. DAVID ENRIQUE MENGHACA ZUNIGA  
 COMISIONADO PRESIDENTE

  
 C.P. AMELIA SALAZAR GONZALEZ  
 DIRECTORA DE ADMINISTRACIÓN Y FINANZAS

  
 C.P. ANAHI GUADALUPE CARDENAS JACOBO  
 CONTADOR

  
 C.P. MAYRA MARTÍNEZ MARTÍNEZ  
 CONTADOR