

Objeto del Gasto		Presupuesto Vigente	Ene	Feb	Mar	Abr	May	Jun	Jul	Ago	Sep	Oct	Nov	Dic	Total	Diferencia (Vigente - Total)
A1001 ADMINISTRACION																
TES001 BANORTE RECURSOS FEDERALES R-28 CTA 1000598432-SANTANDER																
1000	SERVICIOS PERSONALES	\$40,857.7	\$2,548.8	\$2,009.6	\$2,904.2	\$3,299.3	\$3,938.5	\$2,512.5	\$2,867.4	\$2,742.9	\$2,659.3	\$0.0	\$0.0	\$0.0	\$25,483.0	\$15,374.6
1100	REMUNERACIONES AL PERSONAL DE C/	\$22,945.0	\$2,194.1	\$1,833.0	\$1,893.8	\$1,843.6	\$2,458.7	\$1,997.6	\$2,192.2	\$2,201.0	\$2,105.2	\$0.0	\$0.0	\$0.0	\$18,719.4	\$4,225.5
1130	Sueldos base al personal permanente	\$22,945.0	\$2,194.1	\$1,833.0	\$1,893.8	\$1,843.6	\$2,458.7	\$1,997.6	\$2,192.2	\$2,201.0	\$2,105.2	\$0.0	\$0.0	\$0.0	\$18,719.4	\$4,225.5
1131	SUELDO BASE	\$22,945.0	\$2,194.1	\$1,833.0	\$1,893.8	\$1,843.6	\$2,458.7	\$1,997.6	\$2,192.2	\$2,201.0	\$2,105.2	\$0.0	\$0.0	\$0.0	\$18,719.4	\$4,225.5
1300	REMUNERACIONES ADICIONALES Y ESP	\$3,480.3	\$160.8	\$10.9	\$28.5	\$28.9	\$91.8	\$17.7	\$3.5	\$45.0	\$39.9	\$0.0	\$0.0	\$0.0	\$427.4	\$3,052.8
1320	Primas de vacaciones, dominical y gratificar	\$3,030.3	\$41.6	\$10.9	\$12.5	\$28.9	\$53.8	\$17.7	\$3.5	\$44.0	\$39.9	\$0.0	\$0.0	\$0.0	\$253.2	\$2,777.0
1321	PRIMA VACACIONAL	\$320.3	\$2.0	\$10.9	\$12.5	\$28.9	\$53.8	\$17.7	\$3.5	\$44.0	\$39.9	\$0.0	\$0.0	\$0.0	\$213.6	\$106.6
1322	PRIMA DOMINICAL	\$30.0	\$0.0	\$0.0	\$0.0	\$0.0	\$0.0	\$0.0	\$0.0	\$0.0	\$0.0	\$0.0	\$0.0	\$0.0	\$0.0	\$30.0
1323	GRATIFICACIÓN DE FIN DE AÑO	\$2,680.0	\$39.5	\$0.0	\$0.0	\$0.0	\$0.0	\$0.0	\$0.0	\$0.0	\$0.0	\$0.0	\$0.0	\$0.0	\$39.5	\$2,640.4
1330	Horas extraordinarias	\$200.0	\$0.0	\$0.0	\$0.0	\$0.0	\$0.0	\$0.0	\$0.0	\$0.0	\$0.0	\$0.0	\$0.0	\$0.0	\$0.0	\$200.0
1331	REMUNERACIONES POR HORAS EXTRA	\$200.0	\$0.0	\$0.0	\$0.0	\$0.0	\$0.0	\$0.0	\$0.0	\$0.0	\$0.0	\$0.0	\$0.0	\$0.0	\$0.0	\$200.0
1340	Compensaciones	\$250.0	\$119.2	\$0.0	\$16.0	\$0.0	\$38.0	\$0.0	\$0.0	\$1.0	\$0.0	\$0.0	\$0.0	\$0.0	\$174.2	\$75.7
1341	COMPENSACIÓN POR SERVICIOS EVEN	\$250.0	\$119.2	\$0.0	\$16.0	\$0.0	\$38.0	\$0.0	\$0.0	\$1.0	\$0.0	\$0.0	\$0.0	\$0.0	\$174.2	\$75.7
1500	OTRAS PRESTACIONES SOCIALES Y ECC	\$11,342.4	\$193.9	\$165.6	\$976.3	\$1,426.7	\$1,387.9	\$497.1	\$671.7	\$496.8	\$514.1	\$0.0	\$0.0	\$0.0	\$6,330.6	\$5,011.7
1520	Indemnizaciones	\$8,000.0	\$193.9	\$164.1	\$976.3	\$1,426.7	\$1,387.9	\$333.8	\$670.7	\$428.6	\$513.0	\$0.0	\$0.0	\$0.0	\$6,095.5	\$1,904.4
1521	INDEMNIZACIONES Y LIQUIDACIONES P	\$8,000.0	\$193.9	\$164.1	\$976.3	\$1,426.7	\$1,387.9	\$333.8	\$670.7	\$428.6	\$513.0	\$0.0	\$0.0	\$0.0	\$6,095.5	\$1,904.4
1540	Prestaciones contractuales	\$2,842.4	\$0.0	\$0.0	\$0.0	\$0.0	\$0.0	\$163.3	\$0.9	\$68.2	\$1.1	\$0.0	\$0.0	\$0.0	\$233.6	\$2,608.7
1542	PRESTACIONES CONTRACTUALES ANU	\$2,842.4	\$0.0	\$0.0	\$0.0	\$0.0	\$0.0	\$163.3	\$0.9	\$68.2	\$1.1	\$0.0	\$0.0	\$0.0	\$233.6	\$2,608.7
1550	Apoyos a la capacitación de los servicios p	\$500.0	\$0.0	\$1.5	\$0.0	\$0.0	\$0.0	\$0.0	\$0.0	\$0.0	\$0.0	\$0.0	\$0.0	\$0.0	\$1.5	\$498.5
1551	APOYOS A LA CAPACITACION DE SERVI	\$500.0	\$0.0	\$1.5	\$0.0	\$0.0	\$0.0	\$0.0	\$0.0	\$0.0	\$0.0	\$0.0	\$0.0	\$0.0	\$1.5	\$498.5
1600	PREVISIONES	\$1,000.0	\$0.0	\$0.0	\$0.0	\$0.0	\$0.0	\$0.0	\$0.0	\$0.0	\$0.0	\$0.0	\$0.0	\$0.0	\$0.0	\$1,000.0
1610	Previsiones de carácter laboral, económica	\$1,000.0	\$0.0	\$0.0	\$0.0	\$0.0	\$0.0	\$0.0	\$0.0	\$0.0	\$0.0	\$0.0	\$0.0	\$0.0	\$0.0	\$1,000.0
1612	PREVION DE INCREMENTO SALARIAL	\$1,000.0	\$0.0	\$0.0	\$0.0	\$0.0	\$0.0	\$0.0	\$0.0	\$0.0	\$0.0	\$0.0	\$0.0	\$0.0	\$0.0	\$1,000.0
1700	PAGO DE ESTÍMULOS A SERVIDORES PÚ	\$2,090.0	\$0.0	\$0.0	\$5.4	\$0.0	\$0.0	\$0.0	\$0.0	\$0.0	\$0.0	\$0.0	\$0.0	\$0.0	\$5.4	\$2,084.5
1710	Estímulos	\$2,090.0	\$0.0	\$0.0	\$5.4	\$0.0	\$0.0	\$0.0	\$0.0	\$0.0	\$0.0	\$0.0	\$0.0	\$0.0	\$5.4	\$2,084.5
1711	Estímulos	\$2,090.0	\$0.0	\$0.0	\$5.4	\$0.0	\$0.0	\$0.0	\$0.0	\$0.0	\$0.0	\$0.0	\$0.0	\$0.0	\$5.4	\$2,084.5
2000	MATERIALES Y SUMINISTRO	\$16,356.5	\$789.9	\$1,133.7	\$1,159.7	\$1,669.3	\$1,477.9	\$1,334.4	\$1,805.3	\$1,905.3	\$1,622.5	\$0.0	\$0.0	\$0.0	\$12,898.3	\$3,458.1
2100	Materiales de administración, emisión de i	\$1,191.9	\$60.1	\$258.1	\$213.2	\$45.3	\$72.1	\$11.6	\$193.7	\$195.1	\$59.3	\$0.0	\$0.0	\$0.0	\$1,109.0	\$82.8
2110	Materiales, útiles y equipos menores de ofic	\$360.0	\$0.0	\$96.3	\$33.3	\$18.3	\$20.5	\$0.0	\$78.1	\$48.7	\$53.9	\$0.0	\$0.0	\$0.0	\$349.4	\$10.5
2111	MATERIALES, ÚTILES Y EQUIPOS MERE	\$360.0	\$0.0	\$96.3	\$33.3	\$18.3	\$20.5	\$0.0	\$78.1	\$48.7	\$53.9	\$0.0	\$0.0	\$0.0	\$349.4	\$10.5
2140	Materiales, útiles y equipos menores de teci	\$278.4	\$0.0	\$58.8	\$33.3	\$23.6	\$33.4	\$6.5	\$20.3	\$51.0	\$5.4	\$0.0	\$0.0	\$0.0	\$232.8	\$45.5
2141	MATERIALES, ÚTILES Y EQUIPOS MERE	\$278.4	\$0.0	\$58.8	\$33.3	\$23.6	\$33.4	\$6.5	\$20.3	\$51.0	\$5.4	\$0.0	\$0.0	\$0.0	\$232.8	\$45.5
2150	Material impreso e información digital	\$433.5	\$59.1	\$101.9	\$145.8	\$0.0	\$12.0	\$5.0	\$12.0	\$90.4	\$0.0	\$0.0	\$0.0	\$0.0	\$426.3	\$7.1
2151	Material impreso e información digital	\$433.5	\$59.1	\$101.9	\$145.8	\$0.0	\$12.0	\$5.0	\$12.0	\$90.4	\$0.0	\$0.0	\$0.0	\$0.0	\$426.3	\$7.1
2160	Material de limpieza	\$120.0	\$1.0	\$0.9	\$0.7	\$3.2	\$6.1	\$0.0	\$83.2	\$4.9	\$0.0	\$0.0	\$0.0	\$0.0	\$100.3	\$19.6
2161	Material de limpieza	\$120.0	\$1.0	\$0.9	\$0.7	\$3.2	\$6.1	\$0.0	\$83.2	\$4.9	\$0.0	\$0.0	\$0.0	\$0.0	\$100.3	\$19.6

Objeto del Gasto		Presupuesto Vigente	Ene	Feb	Mar	Abr	May	Jun	Jul	Ago	Sep	Oct	Nov	Dic	Total	Diferencia (Vigente - Total)
2200	ALIMENTOS Y UTENSILIOS	\$50.0	\$0.0	\$6.9	\$9.8	\$1.6	\$14.0	\$0.0	\$1.0	\$0.0	\$3.3	\$0.0	\$0.0	\$0.0	\$36.8	\$13.1
2210	Productos alimenticios para personas	\$50.0	\$0.0	\$6.9	\$9.8	\$1.6	\$14.0	\$0.0	\$1.0	\$0.0	\$3.3	\$0.0	\$0.0	\$0.0	\$36.8	\$13.1
2211	ALIMENTACIÓN EN OFICINAS O LUGARE	\$50.0	\$0.0	\$6.9	\$9.8	\$1.6	\$14.0	\$0.0	\$1.0	\$0.0	\$3.3	\$0.0	\$0.0	\$0.0	\$36.8	\$13.1
2400	MATERIALES Y ARTÍCULOS DE CONSTRU	\$1,342.2	\$14.0	\$191.9	\$33.3	\$99.3	\$110.5	\$45.1	\$212.6	\$194.9	\$108.3	\$0.0	\$0.0	\$0.0	\$1,010.4	\$331.7
2410	Productos minerales no metálicos	\$76.5	\$0.0	\$2.0	\$0.8	\$10.9	\$17.5	\$0.0	\$5.0	\$0.0	\$0.0	\$0.0	\$0.0	\$0.0	\$36.5	\$40.0
2411	PRODUCTOS MINERALES NO METÁLICC	\$76.5	\$0.0	\$2.0	\$0.8	\$10.9	\$17.5	\$0.0	\$5.0	\$0.0	\$0.0	\$0.0	\$0.0	\$0.0	\$36.5	\$40.0
2420	Cemento y productos de concreto	\$193.9	\$0.0	\$26.0	\$2.9	\$12.6	\$4.5	\$0.0	\$111.9	\$0.0	\$0.0	\$0.0	\$0.0	\$0.0	\$158.3	\$35.5
2421	Cemento y productos de concreto	\$193.9	\$0.0	\$26.0	\$2.9	\$12.6	\$4.5	\$0.0	\$111.9	\$0.0	\$0.0	\$0.0	\$0.0	\$0.0	\$158.3	\$35.5
2430	Cal, yeso y productos de yeso	\$56.9	\$0.0	\$1.2	\$0.3	\$2.6	\$0.7	\$0.0	\$1.2	\$0.0	\$0.0	\$0.0	\$0.0	\$0.0	\$6.3	\$50.6
2431	Cal, yeso y productos de yeso	\$56.9	\$0.0	\$1.2	\$0.3	\$2.6	\$0.7	\$0.0	\$1.2	\$0.0	\$0.0	\$0.0	\$0.0	\$0.0	\$6.3	\$50.6
2440	Madera y productos de madera	\$98.6	\$0.0	\$13.9	\$0.0	\$1.5	\$4.3	\$0.0	\$12.3	\$0.2	\$0.0	\$0.0	\$0.0	\$0.0	\$32.4	\$66.1
2441	Madera y productos de madera	\$98.6	\$0.0	\$13.9	\$0.0	\$1.5	\$4.3	\$0.0	\$12.3	\$0.2	\$0.0	\$0.0	\$0.0	\$0.0	\$32.4	\$66.1
2450	Vidrio y productos de vidrio	\$50.9	\$0.0	\$0.0	\$0.0	\$0.0	\$0.0	\$0.0	\$0.0	\$0.0	\$0.0	\$0.0	\$0.0	\$0.0	\$0.0	\$50.9
2451	Vidrio y productos de vidrio	\$50.9	\$0.0	\$0.0	\$0.0	\$0.0	\$0.0	\$0.0	\$0.0	\$0.0	\$0.0	\$0.0	\$0.0	\$0.0	\$0.0	\$50.9
2460	Material eléctrico y electrónico	\$333.8	\$10.1	\$18.2	\$0.3	\$63.6	\$1.5	\$0.0	\$62.6	\$55.0	\$61.1	\$0.0	\$0.0	\$0.0	\$272.8	\$60.9
2461	Material eléctrico y electrónico	\$333.8	\$10.1	\$18.2	\$0.3	\$63.6	\$1.5	\$0.0	\$62.6	\$55.0	\$61.1	\$0.0	\$0.0	\$0.0	\$272.8	\$60.9
2470	Artículos metálicos para la construcción	\$129.3	\$0.0	\$11.4	\$4.9	\$4.5	\$12.5	\$0.0	\$7.1	\$76.7	\$0.8	\$0.0	\$0.0	\$0.0	\$118.1	\$11.2
2471	Artículos metálicos para la construcción	\$129.3	\$0.0	\$11.4	\$4.9	\$4.5	\$12.5	\$0.0	\$7.1	\$76.7	\$0.8	\$0.0	\$0.0	\$0.0	\$118.1	\$11.2
2480	Materiales complementarios	\$61.9	\$0.0	\$0.1	\$0.0	\$0.0	\$0.0	\$0.0	\$3.8	\$6.8	\$38.4	\$0.0	\$0.0	\$0.0	\$49.2	\$12.6
2481	Materiales complementarios	\$61.9	\$0.0	\$0.1	\$0.0	\$0.0	\$0.0	\$0.0	\$3.8	\$6.8	\$38.4	\$0.0	\$0.0	\$0.0	\$49.2	\$12.6
2490	Otros materiales y artículos de construcción	\$340.0	\$3.9	\$118.7	\$23.9	\$3.3	\$69.2	\$45.1	\$8.2	\$55.9	\$7.8	\$0.0	\$0.0	\$0.0	\$336.4	\$3.5
2491	Otros materiales y artículos de construcción	\$340.0	\$3.9	\$118.7	\$23.9	\$3.3	\$69.2	\$45.1	\$8.2	\$55.9	\$7.8	\$0.0	\$0.0	\$0.0	\$336.4	\$3.5
2500	Productos químicos, farmacéuticos y de l	\$4,360.0	\$392.1	\$292.3	\$315.2	\$674.0	\$336.9	\$316.0	\$327.3	\$347.4	\$338.5	\$0.0	\$0.0	\$0.0	\$3,340.1	\$1,019.8
2510	Productos químicos básicos	\$50.0	\$0.0	\$0.0	\$0.0	\$0.1	\$0.0	\$0.0	\$0.0	\$0.0	\$0.0	\$0.0	\$0.0	\$0.0	\$0.2	\$49.7
2511	PRODUCTOS QUÍMICOS BÁCOS	\$50.0	\$0.0	\$0.0	\$0.0	\$0.1	\$0.0	\$0.0	\$0.0	\$0.0	\$0.0	\$0.0	\$0.0	\$0.0	\$0.2	\$49.7
2520	Fertilizantes, pesticidas y otros agroquímico	\$80.0	\$0.0	\$0.0	\$0.0	\$0.0	\$0.0	\$0.0	\$0.0	\$0.0	\$0.0	\$0.0	\$0.0	\$0.0	\$0.0	\$80.0
2521	Fertilizantes, pesticidas y otros agroquímico	\$80.0	\$0.0	\$0.0	\$0.0	\$0.0	\$0.0	\$0.0	\$0.0	\$0.0	\$0.0	\$0.0	\$0.0	\$0.0	\$0.0	\$80.0
2530	Medicinas y productos farmacéuticos	\$4,100.0	\$392.1	\$292.1	\$314.9	\$673.0	\$336.9	\$316.0	\$327.3	\$344.3	\$331.1	\$0.0	\$0.0	\$0.0	\$3,327.9	\$772.0
2531	Medicinas y productos farmacéuticos	\$4,100.0	\$392.1	\$292.1	\$314.9	\$673.0	\$336.9	\$316.0	\$327.3	\$344.3	\$331.1	\$0.0	\$0.0	\$0.0	\$3,327.9	\$772.0
2540	Materiales, accesorios y suministros médicc	\$70.0	\$0.0	\$0.0	\$0.0	\$0.0	\$0.0	\$0.0	\$0.0	\$0.0	\$0.0	\$0.0	\$0.0	\$0.0	\$0.0	\$70.0
2541	Materiales, accesorios y suministros médicc	\$70.0	\$0.0	\$0.0	\$0.0	\$0.0	\$0.0	\$0.0	\$0.0	\$0.0	\$0.0	\$0.0	\$0.0	\$0.0	\$0.0	\$70.0
2560	Fibras sintéticas, hules, plásticos y derivadc	\$30.0	\$0.0	\$0.1	\$0.3	\$0.7	\$0.0	\$0.0	\$0.0	\$3.1	\$7.4	\$0.0	\$0.0	\$0.0	\$11.9	\$18.0
2561	FIBRAS NTÉTICAS, HULES, PLÁSTICOS `	\$30.0	\$0.0	\$0.1	\$0.3	\$0.7	\$0.0	\$0.0	\$0.0	\$3.1	\$7.4	\$0.0	\$0.0	\$0.0	\$11.9	\$18.0
2590	Otros productos químicos	\$30.0	\$0.0	\$0.0	\$0.0	\$0.0	\$0.0	\$0.0	\$0.0	\$0.0	\$0.0	\$0.0	\$0.0	\$0.0	\$0.0	\$30.0
2591	Otros productos químicos	\$30.0	\$0.0	\$0.0	\$0.0	\$0.0	\$0.0	\$0.0	\$0.0	\$0.0	\$0.0	\$0.0	\$0.0	\$0.0	\$0.0	\$30.0
2600	COMBUSTIBLES, LUBRICANTES Y ADITIV	\$8,741.1	\$301.3	\$302.2	\$573.0	\$781.6	\$912.5	\$911.5	\$1,005.2	\$1,110.2	\$1,079.1	\$0.0	\$0.0	\$0.0	\$6,976.9	\$1,764.1
2610	Combustibles, lubricantes y aditivos	\$8,741.1	\$301.3	\$302.2	\$573.0	\$781.6	\$912.5	\$911.5	\$1,005.2	\$1,110.2	\$1,079.1	\$0.0	\$0.0	\$0.0	\$6,976.9	\$1,764.1
2611	Combustibles, lubricantes y aditivos	\$8,741.1	\$301.3	\$302.2	\$573.0	\$781.6	\$912.5	\$911.5	\$1,005.2	\$1,110.2	\$1,079.1	\$0.0	\$0.0	\$0.0	\$6,976.9	\$1,764.1
2700	VESTUARIO, BLANCOS, PRENDAS DE PR	\$110.0	\$0.0	\$44.0	\$7.8	\$1.6	\$9.5	\$5.0	\$0.0	\$6.3	\$3.5	\$0.0	\$0.0	\$0.0	\$77.9	\$32.0
2710	Vestuario y uniformes	\$25.0	\$0.0	\$0.3	\$0.0	\$0.0	\$9.2	\$0.0	\$0.0	\$6.0	\$3.5	\$0.0	\$0.0	\$0.0	\$19.1	\$5.8

Objeto del Gasto		Presupuesto Vigente	Ene	Feb	Mar	Abr	May	Jun	Jul	Ago	Sep	Oct	Nov	Dic	Total	Diferencia (Vigente - Total)
2711	Vestuario y uniformes	\$25.0	\$0.0	\$0.3	\$0.0	\$0.0	\$9.2	\$0.0	\$0.0	\$6.0	\$3.5	\$0.0	\$0.0	\$0.0	\$19.1	\$5.8
2720	Prendas de seguridad y protección persona	\$65.0	\$0.0	\$43.7	\$7.8	\$1.6	\$0.2	\$5.0	\$0.0	\$0.2	\$0.0	\$0.0	\$0.0	\$0.0	\$58.7	\$6.2
2721	Prendas de seguridad y protección persona	\$65.0	\$0.0	\$43.7	\$7.8	\$1.6	\$0.2	\$5.0	\$0.0	\$0.2	\$0.0	\$0.0	\$0.0	\$0.0	\$58.7	\$6.2
2730	Artículos deportivos	\$20.0	\$0.0	\$0.0	\$0.0	\$0.0	\$0.0	\$0.0	\$0.0	\$0.0	\$0.0	\$0.0	\$0.0	\$0.0	\$0.0	\$20.0
2731	Artículos deportivos	\$20.0	\$0.0	\$0.0	\$0.0	\$0.0	\$0.0	\$0.0	\$0.0	\$0.0	\$0.0	\$0.0	\$0.0	\$0.0	\$0.0	\$20.0
2900	HERRAMIENTAS, REFACCIONES Y ACCE	\$561.2	\$22.2	\$38.1	\$7.1	\$65.7	\$22.0	\$44.9	\$65.3	\$51.1	\$30.2	\$0.0	\$0.0	\$0.0	\$347.0	\$214.2
2910	Herramientas menores	\$163.3	\$15.3	\$20.8	\$4.8	\$27.8	\$10.4	\$6.4	\$18.1	\$18.7	\$21.0	\$0.0	\$0.0	\$0.0	\$143.8	\$19.5
2911	HERRAMIENTAS MENORES	\$163.3	\$15.3	\$20.8	\$4.8	\$27.8	\$10.4	\$6.4	\$18.1	\$18.7	\$21.0	\$0.0	\$0.0	\$0.0	\$143.8	\$19.5
2920	Refacciones y accesorios menores de edific	\$94.8	\$0.3	\$0.9	\$0.6	\$0.2	\$0.2	\$0.0	\$0.6	\$0.7	\$4.4	\$0.0	\$0.0	\$0.0	\$8.3	\$86.5
2921	REFACCIONES Y ACCESORIOS MERES I	\$94.8	\$0.3	\$0.9	\$0.6	\$0.2	\$0.2	\$0.0	\$0.6	\$0.7	\$4.4	\$0.0	\$0.0	\$0.0	\$8.3	\$86.5
2940	Refacciones y accesorios menores de equip	\$105.0	\$3.7	\$1.1	\$1.2	\$21.7	\$0.0	\$6.5	\$8.1	\$0.3	\$0.4	\$0.0	\$0.0	\$0.0	\$43.4	\$61.5
2941	REFACCIONES Y ACCESORIOS MERES I	\$105.0	\$3.7	\$1.1	\$1.2	\$21.7	\$0.0	\$6.5	\$8.1	\$0.3	\$0.4	\$0.0	\$0.0	\$0.0	\$43.4	\$61.5
2960	Refacciones y accesorios menores de equip	\$100.0	\$0.6	\$13.7	\$0.4	\$15.5	\$0.0	\$16.2	\$19.6	\$11.4	\$4.3	\$0.0	\$0.0	\$0.0	\$82.0	\$17.9
2961	REFACCIONES Y ACCESORIOS MERES I	\$100.0	\$0.6	\$13.7	\$0.4	\$15.5	\$0.0	\$16.2	\$19.6	\$11.4	\$4.3	\$0.0	\$0.0	\$0.0	\$82.0	\$17.9
2980	Refacciones y accesorios menores de maq	\$98.0	\$2.1	\$1.3	\$0.0	\$0.3	\$11.3	\$15.6	\$18.7	\$19.7	\$0.0	\$0.0	\$0.0	\$0.0	\$69.3	\$28.6
2981	REFACCIONES Y ACCESORIOS MERES I	\$98.0	\$2.1	\$1.3	\$0.0	\$0.3	\$11.3	\$15.6	\$18.7	\$19.7	\$0.0	\$0.0	\$0.0	\$0.0	\$69.3	\$28.6
3000	SERVICIOS GENERALES	\$13,763.1	\$878.8	\$879.5	\$1,522.8	\$864.2	\$860.6	\$739.0	\$700.7	\$1,041.9	\$857.3	\$0.0	\$0.0	\$0.0	\$8,345.2	\$5,417.8
3100	SERVICIOS BÁSICOS	\$8,845.0	\$846.6	\$786.9	\$918.1	\$685.0	\$646.3	\$601.2	\$611.6	\$678.3	\$691.1	\$0.0	\$0.0	\$0.0	\$6,465.4	\$2,379.5
3110	Energía eléctrica	\$8,679.0	\$845.4	\$785.4	\$889.9	\$684.0	\$643.7	\$598.5	\$610.5	\$674.2	\$689.6	\$0.0	\$0.0	\$0.0	\$6,421.7	\$2,257.2
3111	Energía eléctrica	\$679.0	\$40.7	\$120.5	\$145.5	\$10.5	\$99.9	\$7.4	\$10.9	\$108.1	\$92.0	\$0.0	\$0.0	\$0.0	\$635.8	\$43.1
3113	DERECHOS ALUMBRADO Y OTROS PAG	\$8,000.0	\$804.6	\$664.8	\$744.4	\$673.5	\$543.8	\$591.1	\$599.5	\$566.1	\$597.6	\$0.0	\$0.0	\$0.0	\$5,785.8	\$2,214.1
3140	Telefonia Tradicional	\$75.0	\$1.1	\$1.4	\$5.0	\$1.0	\$2.5	\$2.6	\$1.1	\$4.1	\$1.1	\$0.0	\$0.0	\$0.0	\$20.2	\$54.7
3141	Telefonía tradicional	\$75.0	\$1.1	\$1.4	\$5.0	\$1.0	\$2.5	\$2.6	\$1.1	\$4.1	\$1.1	\$0.0	\$0.0	\$0.0	\$20.2	\$54.7
3170	Servicios de acceso a Internet, redes y proc	\$40.0	\$0.0	\$0.0	\$22.9	\$0.0	\$0.0	\$0.0	\$0.0	\$0.0	\$0.0	\$0.0	\$0.0	\$0.0	\$22.9	\$17.0
3171	Servicios de acceso de Internet, redes y prc	\$40.0	\$0.0	\$0.0	\$22.9	\$0.0	\$0.0	\$0.0	\$0.0	\$0.0	\$0.0	\$0.0	\$0.0	\$0.0	\$22.9	\$17.0
3180	Servicios postales y telegráficos	\$51.0	\$0.0	\$0.0	\$0.2	\$0.0	\$0.0	\$0.0	\$0.0	\$0.0	\$0.3	\$0.0	\$0.0	\$0.0	\$0.6	\$50.3
3182	SERVICIOS POSTALES	\$51.0	\$0.0	\$0.0	\$0.2	\$0.0	\$0.0	\$0.0	\$0.0	\$0.0	\$0.3	\$0.0	\$0.0	\$0.0	\$0.6	\$50.3
3200	SERVICIOS DE ARRENDAMIENTO	\$114.5	\$0.0	\$0.0	\$0.0	\$2.0	\$11.3	\$11.3	\$21.1	\$0.0	\$0.0	\$0.0	\$0.0	\$0.0	\$45.9	\$68.6
3250	Arrendamiento de equipo de transporte	\$50.0	\$0.0	\$0.0	\$0.0	\$2.0	\$11.3	\$11.3	\$21.1	\$0.0	\$0.0	\$0.0	\$0.0	\$0.0	\$45.9	\$4.0
3251	Arrendamiento de equipo de transporte	\$50.0	\$0.0	\$0.0	\$0.0	\$2.0	\$11.3	\$11.3	\$21.1	\$0.0	\$0.0	\$0.0	\$0.0	\$0.0	\$45.9	\$4.0
3260	Arrendamiento de maquinaria, otros equipo:	\$64.5	\$0.0	\$0.0	\$0.0	\$0.0	\$0.0	\$0.0	\$0.0	\$0.0	\$0.0	\$0.0	\$0.0	\$0.0	\$0.0	\$64.5
3261	Arrendamiento de maquinaria, otros equipo:	\$64.5	\$0.0	\$0.0	\$0.0	\$0.0	\$0.0	\$0.0	\$0.0	\$0.0	\$0.0	\$0.0	\$0.0	\$0.0	\$0.0	\$64.5
3300	SERVICIOS PROFESIONALES, CIENTÍFICI	\$610.1	\$0.0	\$0.0	\$0.0	\$3.2	\$7.0	\$0.0	\$0.0	\$0.0	\$8.1	\$0.0	\$0.0	\$0.0	\$18.4	\$591.7
3310	Servicios legales, de contabilidad, auditoría	\$300.0	\$0.0	\$0.0	\$0.0	\$3.2	\$7.0	\$0.0	\$0.0	\$0.0	\$0.0	\$0.0	\$0.0	\$0.0	\$10.2	\$289.7
3311	Servicios legales, de contabilidad, auditoría	\$300.0	\$0.0	\$0.0	\$0.0	\$3.2	\$7.0	\$0.0	\$0.0	\$0.0	\$0.0	\$0.0	\$0.0	\$0.0	\$10.2	\$289.7
3320	Servicios de diseño, arquitectura, ingeniería	\$220.1	\$0.0	\$0.0	\$0.0	\$0.0	\$0.0	\$0.0	\$0.0	\$0.0	\$0.0	\$0.0	\$0.0	\$0.0	\$0.0	\$220.1
3321	Servicios de diseño, arquitectura, ingeniería	\$220.1	\$0.0	\$0.0	\$0.0	\$0.0	\$0.0	\$0.0	\$0.0	\$0.0	\$0.0	\$0.0	\$0.0	\$0.0	\$0.0	\$220.1
3340	Servicios de capacitación	\$90.0	\$0.0	\$0.0	\$0.0	\$0.0	\$0.0	\$0.0	\$0.0	\$0.0	\$8.1	\$0.0	\$0.0	\$0.0	\$8.1	\$81.8
3341	Servicios de capacitación	\$90.0	\$0.0	\$0.0	\$0.0	\$0.0	\$0.0	\$0.0	\$0.0	\$0.0	\$8.1	\$0.0	\$0.0	\$0.0	\$8.1	\$81.8
3400	SERVICIOS FINANCIEROS, BANCARIOS Y	\$145.0	\$6.4	\$55.7	\$0.0	\$0.4	\$20.4	\$1.3	\$0.0	\$3.3	\$19.9	\$0.0	\$0.0	\$0.0	\$107.7	\$37.2

Objeto del Gasto		Presupuesto Vigente	Ene	Feb	Mar	Abr	May	Jun	Jul	Ago	Sep	Oct	Nov	Dic	Total	Diferencia (Vigente - Total)
3410	Servicios financieros y bancarios	\$90.0	\$6.4	\$55.7	\$0.0	\$0.4	\$0.4	\$0.4	\$0.0	\$3.3	\$2.6	\$0.0	\$0.0	\$0.0	\$69.5	\$20.4
3411	Servicios financieros y bancarios	\$90.0	\$6.4	\$55.7	\$0.0	\$0.4	\$0.4	\$0.4	\$0.0	\$3.3	\$2.6	\$0.0	\$0.0	\$0.0	\$69.5	\$20.4
3450	Seguro de bienes patrimoniales	\$50.0	\$0.0	\$0.0	\$0.0	\$0.0	\$20.0	\$0.0	\$0.0	\$0.0	\$17.2	\$0.0	\$0.0	\$0.0	\$37.3	\$12.6
3451	Seguro de bienes patrimoniales	\$50.0	\$0.0	\$0.0	\$0.0	\$0.0	\$20.0	\$0.0	\$0.0	\$0.0	\$17.2	\$0.0	\$0.0	\$0.0	\$37.3	\$12.6
3470	Fletes y maniobras	\$5.0	\$0.0	\$0.0	\$0.0	\$0.0	\$0.0	\$0.9	\$0.0	\$0.0	\$0.0	\$0.0	\$0.0	\$0.0	\$0.9	\$4.0
3471	Fletes y maniobras	\$5.0	\$0.0	\$0.0	\$0.0	\$0.0	\$0.0	\$0.9	\$0.0	\$0.0	\$0.0	\$0.0	\$0.0	\$0.0	\$0.9	\$4.0
3500	SERVICIOS DE INSTALACIÓN, REPARACIÓN Y MANTENIMIENTO DE EQUIPO DE TRÁNSITO	\$819.3	\$22.6	\$32.1	\$31.9	\$146.1	\$21.9	\$47.3	\$64.9	\$46.9	\$76.3	\$0.0	\$0.0	\$0.0	\$490.5	\$328.7
3510	Conservación y mantenimiento menor de inmuebles	\$139.3	\$0.0	\$4.1	\$20.8	\$15.1	\$0.0	\$0.0	\$0.0	\$9.6	\$1.3	\$0.0	\$0.0	\$0.0	\$51.2	\$88.0
3511	CONSERVACIÓN Y MANTENIMIENTO DE EQUIPO DE TRÁNSITO	\$139.3	\$0.0	\$4.1	\$20.8	\$15.1	\$0.0	\$0.0	\$0.0	\$9.6	\$1.3	\$0.0	\$0.0	\$0.0	\$51.2	\$88.0
3530	Instalación, reparación y mantenimiento de equipo de tránsito	\$100.0	\$1.1	\$0.0	\$0.0	\$0.5	\$3.5	\$22.7	\$0.0	\$0.0	\$0.0	\$0.0	\$0.0	\$0.0	\$28.0	\$71.9
3531	INSTALACIÓN, REPARACIÓN Y MANTENIMIENTO DE EQUIPO DE TRÁNSITO	\$100.0	\$1.1	\$0.0	\$0.0	\$0.5	\$3.5	\$22.7	\$0.0	\$0.0	\$0.0	\$0.0	\$0.0	\$0.0	\$28.0	\$71.9
3550	Reparación y mantenimiento de equipo de tránsito	\$365.0	\$21.5	\$27.9	\$11.0	\$126.1	\$18.3	\$19.5	\$32.5	\$33.1	\$66.8	\$0.0	\$0.0	\$0.0	\$357.2	\$7.7
3551	Reparación y mantenimiento de equipo de tránsito	\$365.0	\$21.5	\$27.9	\$11.0	\$126.1	\$18.3	\$19.5	\$32.5	\$33.1	\$66.8	\$0.0	\$0.0	\$0.0	\$357.2	\$7.7
3570	Instalación, reparación y mantenimiento de equipo de tránsito	\$200.0	\$0.0	\$0.0	\$0.0	\$4.2	\$0.1	\$5.1	\$32.3	\$4.0	\$0.0	\$0.0	\$0.0	\$0.0	\$45.9	\$154.0
3571	INSTALACIÓN, REPARACIÓN Y MANTENIMIENTO DE EQUIPO DE TRÁNSITO	\$200.0	\$0.0	\$0.0	\$0.0	\$4.2	\$0.1	\$5.1	\$32.3	\$4.0	\$0.0	\$0.0	\$0.0	\$0.0	\$45.9	\$154.0
3590	Servicios de jardinería y fumigación	\$15.0	\$0.0	\$0.0	\$0.0	\$0.0	\$0.0	\$0.0	\$0.0	\$0.0	\$8.1	\$0.0	\$0.0	\$0.0	\$8.1	\$6.8
3591	Servicios de jardinería y fumigación	\$15.0	\$0.0	\$0.0	\$0.0	\$0.0	\$0.0	\$0.0	\$0.0	\$0.0	\$8.1	\$0.0	\$0.0	\$0.0	\$8.1	\$6.8
3600	SERVICIOS DE COMUNICACIÓN SOCIAL Y DIFUSIÓN	\$82.3	\$0.0	\$0.0	\$4.2	\$0.0	\$0.0	\$0.0	\$0.0	\$0.0	\$0.0	\$0.0	\$0.0	\$0.0	\$4.2	\$78.0
3610	Difusión por radio, televisión y otros medios	\$78.0	\$0.0	\$0.0	\$0.0	\$0.0	\$0.0	\$0.0	\$0.0	\$0.0	\$0.0	\$0.0	\$0.0	\$0.0	\$0.0	\$78.0
3611	DIFUSIÓN POR RADIO, TELEVISIÓN Y OTROS MEDIOS	\$78.0	\$0.0	\$0.0	\$0.0	\$0.0	\$0.0	\$0.0	\$0.0	\$0.0	\$0.0	\$0.0	\$0.0	\$0.0	\$0.0	\$78.0
3660	Servicios de creación y difusión de contenidos	\$4.3	\$0.0	\$0.0	\$4.2	\$0.0	\$0.0	\$0.0	\$0.0	\$0.0	\$0.0	\$0.0	\$0.0	\$0.0	\$4.2	\$0.0
3661	SERVICIO DE CREACIÓN Y DIFUSIÓN DE CONTENIDOS	\$4.3	\$0.0	\$0.0	\$4.2	\$0.0	\$0.0	\$0.0	\$0.0	\$0.0	\$0.0	\$0.0	\$0.0	\$0.0	\$4.2	\$0.0
3700	Servicios de traslados y viáticos	\$125.0	\$0.0	\$0.0	\$2.4	\$0.0	\$0.0	\$0.0	\$0.0	\$0.0	\$0.0	\$0.0	\$0.0	\$0.0	\$2.4	\$122.5
3710	Pasajes aéreos	\$29.0	\$0.0	\$0.0	\$0.0	\$0.0	\$0.0	\$0.0	\$0.0	\$0.0	\$0.0	\$0.0	\$0.0	\$0.0	\$0.0	\$29.0
3711	Pasajes aéreos	\$29.0	\$0.0	\$0.0	\$0.0	\$0.0	\$0.0	\$0.0	\$0.0	\$0.0	\$0.0	\$0.0	\$0.0	\$0.0	\$0.0	\$29.0
3750	Viáticos en el país	\$46.0	\$0.0	\$0.0	\$2.4	\$0.0	\$0.0	\$0.0	\$0.0	\$0.0	\$0.0	\$0.0	\$0.0	\$0.0	\$2.4	\$43.5
3751	Viáticos en el país	\$46.0	\$0.0	\$0.0	\$2.4	\$0.0	\$0.0	\$0.0	\$0.0	\$0.0	\$0.0	\$0.0	\$0.0	\$0.0	\$2.4	\$43.5
3760	Viáticos en el extranjero	\$50.0	\$0.0	\$0.0	\$0.0	\$0.0	\$0.0	\$0.0	\$0.0	\$0.0	\$0.0	\$0.0	\$0.0	\$0.0	\$0.0	\$50.0
3761	Viáticos en el extranjero	\$50.0	\$0.0	\$0.0	\$0.0	\$0.0	\$0.0	\$0.0	\$0.0	\$0.0	\$0.0	\$0.0	\$0.0	\$0.0	\$0.0	\$50.0
3800	SERVICIOS OFICIALES	\$1,100.0	\$1.0	\$1.0	\$10.4	\$15.5	\$20.8	\$69.5	\$3.0	\$25.1	\$58.9	\$0.0	\$0.0	\$0.0	\$205.7	\$894.2
3810	Gastos ceremonial	\$110.0	\$0.0	\$0.0	\$0.7	\$0.1	\$13.8	\$0.9	\$3.0	\$4.8	\$3.1	\$0.0	\$0.0	\$0.0	\$26.9	\$83.0
3811	Gastos de ceremonial	\$110.0	\$0.0	\$0.0	\$0.7	\$0.1	\$13.8	\$0.9	\$3.0	\$4.8	\$3.1	\$0.0	\$0.0	\$0.0	\$26.9	\$83.0
3820	Gastos de orden social y cultural	\$190.0	\$1.0	\$1.0	\$9.7	\$15.4	\$7.0	\$68.5	\$0.0	\$20.2	\$55.7	\$0.0	\$0.0	\$0.0	\$178.7	\$11.2
3821	Gastos de orden social y cultural	\$190.0	\$1.0	\$1.0	\$9.7	\$15.4	\$7.0	\$68.5	\$0.0	\$20.2	\$55.7	\$0.0	\$0.0	\$0.0	\$178.7	\$11.2
3840	Exposiciones	\$800.0	\$0.0	\$0.0	\$0.0	\$0.0	\$0.0	\$0.0	\$0.0	\$0.0	\$0.0	\$0.0	\$0.0	\$0.0	\$0.0	\$800.0
3841	EXPOSICIONES	\$800.0	\$0.0	\$0.0	\$0.0	\$0.0	\$0.0	\$0.0	\$0.0	\$0.0	\$0.0	\$0.0	\$0.0	\$0.0	\$0.0	\$800.0
3900	OTROS SERVICIOS GENERALES	\$1,921.8	\$2.0	\$3.6	\$555.4	\$11.6	\$132.6	\$8.1	\$0.0	\$288.1	\$2.9	\$0.0	\$0.0	\$0.0	\$1,004.7	\$917.1
3910	Servicios funerales y de cementerios	\$50.0	\$0.0	\$0.0	\$0.0	\$11.6	\$0.0	\$0.0	\$0.0	\$0.0	\$2.9	\$0.0	\$0.0	\$0.0	\$14.5	\$35.5
3911	Servicios funerarios y de cementerios	\$50.0	\$0.0	\$0.0	\$0.0	\$11.6	\$0.0	\$0.0	\$0.0	\$0.0	\$2.9	\$0.0	\$0.0	\$0.0	\$14.5	\$35.5
3920	Impuestos y derechos	\$1,871.8	\$2.0	\$3.6	\$555.4	\$0.0	\$132.6	\$8.1	\$0.0	\$288.1	\$0.0	\$0.0	\$0.0	\$0.0	\$990.2	\$881.6

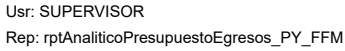
Objeto del Gasto		Presupuesto Vigente	Ene	Feb	Mar	Abr	May	Jun	Jul	Ago	Sep	Oct	Nov	Dic	Total	Diferencia (Vigente - Total)
3921	Impuestos y derechos	\$171.8	\$2.0	\$3.6	\$0.0	\$0.0	\$0.0	\$8.1	\$0.0	\$0.0	\$0.0	\$0.0	\$0.0	\$0.0	\$13.9	\$157.8
3922	IMPUESTO SOBRE NOMINA 2.5%	\$1,700.0	\$0.0	\$0.0	\$555.4	\$0.0	\$132.6	\$0.0	\$0.0	\$288.1	\$0.0	\$0.0	\$0.0	\$0.0	\$976.2	\$723.7
5000	BIENES MUEBLES, INMUEBLES E IN	\$2,069.3	\$637.8	\$0.0	\$0.0	\$110.5	\$0.0	\$1,159.2	\$11.5	\$8.1	\$0.0	\$0.0	\$0.0	\$0.0	\$1,927.3	\$142.0
5100	MOBILIARIO Y EQUIPO DE ADMINISTRAC	\$43.0	\$0.0	\$0.0	\$0.0	\$0.0	\$0.0	\$0.0	\$0.0	\$0.0	\$0.0	\$0.0	\$0.0	\$0.0	\$0.0	\$43.0
5110	Muebles de oficina y estantería	\$13.0	\$0.0	\$0.0	\$0.0	\$0.0	\$0.0	\$0.0	\$0.0	\$0.0	\$0.0	\$0.0	\$0.0	\$0.0	\$0.0	\$13.0
5111	Muebles de oficina y estantería	\$13.0	\$0.0	\$0.0	\$0.0	\$0.0	\$0.0	\$0.0	\$0.0	\$0.0	\$0.0	\$0.0	\$0.0	\$0.0	\$0.0	\$13.0
5120	Muebles, excepto de oficina y estantería	\$20.0	\$0.0	\$0.0	\$0.0	\$0.0	\$0.0	\$0.0	\$0.0	\$0.0	\$0.0	\$0.0	\$0.0	\$0.0	\$0.0	\$20.0
5121	Muebles, excepto de oficina y estantería	\$20.0	\$0.0	\$0.0	\$0.0	\$0.0	\$0.0	\$0.0	\$0.0	\$0.0	\$0.0	\$0.0	\$0.0	\$0.0	\$0.0	\$20.0
5190	Otro mobiliario y equipo de administración	\$10.0	\$0.0	\$0.0	\$0.0	\$0.0	\$0.0	\$0.0	\$0.0	\$0.0	\$0.0	\$0.0	\$0.0	\$0.0	\$0.0	\$10.0
5191	Otros mobiliarios y equipos de administraci	\$10.0	\$0.0	\$0.0	\$0.0	\$0.0	\$0.0	\$0.0	\$0.0	\$0.0	\$0.0	\$0.0	\$0.0	\$0.0	\$0.0	\$10.0
5200	MOBILIARIO Y EQUIPO EDUCACIONAL Y	\$140.1	\$0.0	\$0.0	\$0.0	\$80.6	\$0.0	\$59.2	\$0.0	\$0.0	\$0.0	\$0.0	\$0.0	\$0.0	\$139.8	\$0.2
5230	Cámaras fotográficas y de video	\$140.1	\$0.0	\$0.0	\$0.0	\$80.6	\$0.0	\$59.2	\$0.0	\$0.0	\$0.0	\$0.0	\$0.0	\$0.0	\$139.8	\$0.2
5231	Cámaras fotográficas y de video	\$140.1	\$0.0	\$0.0	\$0.0	\$80.6	\$0.0	\$59.2	\$0.0	\$0.0	\$0.0	\$0.0	\$0.0	\$0.0	\$139.8	\$0.2
5400	VEHÍCULOS Y EQUIPO DE TRANSPORTE	\$1,737.8	\$637.8	\$0.0	\$0.0	\$0.0	\$0.0	\$1,100.0	\$0.0	\$0.0	\$0.0	\$0.0	\$0.0	\$0.0	\$1,737.8	\$0.0
5410	Automóviles y Equipo Terrestre	\$1,737.8	\$637.8	\$0.0	\$0.0	\$0.0	\$0.0	\$1,100.0	\$0.0	\$0.0	\$0.0	\$0.0	\$0.0	\$0.0	\$1,737.8	\$0.0
5411	Vehículos y equipo terrestre	\$1,737.8	\$637.8	\$0.0	\$0.0	\$0.0	\$0.0	\$1,100.0	\$0.0	\$0.0	\$0.0	\$0.0	\$0.0	\$0.0	\$1,737.8	\$0.0
5600	MAQUINARIA, OTROS EQUIPOS Y HERRA	\$148.4	\$0.0	\$0.0	\$0.0	\$29.9	\$0.0	\$0.0	\$11.5	\$8.1	\$0.0	\$0.0	\$0.0	\$0.0	\$49.7	\$98.7
5640	Sistemas de aire acondicionado, calefacció	\$25.3	\$0.0	\$0.0	\$0.0	\$0.0	\$0.0	\$0.0	\$0.0	\$0.0	\$0.0	\$0.0	\$0.0	\$0.0	\$0.0	\$25.3
5641	STEMAS DE AIRE ACONDICIONADO, CAI	\$25.3	\$0.0	\$0.0	\$0.0	\$0.0	\$0.0	\$0.0	\$0.0	\$0.0	\$0.0	\$0.0	\$0.0	\$0.0	\$0.0	\$25.3
5650	Equipo de comunicación y telecomunicaci	\$39.0	\$0.0	\$0.0	\$0.0	\$0.0	\$0.0	\$0.0	\$0.0	\$0.0	\$0.0	\$0.0	\$0.0	\$0.0	\$0.0	\$39.0
5651	Equipo de comunicación y telecomunicaci	\$39.0	\$0.0	\$0.0	\$0.0	\$0.0	\$0.0	\$0.0	\$0.0	\$0.0	\$0.0	\$0.0	\$0.0	\$0.0	\$0.0	\$39.0
5660	Equipos de generación eléctrica, aparatos y	\$42.4	\$0.0	\$0.0	\$0.0	\$0.0	\$0.0	\$0.0	\$11.5	\$0.0	\$0.0	\$0.0	\$0.0	\$0.0	\$11.5	\$30.8
5661	Equipos de generación eléctrica, aparatos y	\$42.4	\$0.0	\$0.0	\$0.0	\$0.0	\$0.0	\$0.0	\$11.5	\$0.0	\$0.0	\$0.0	\$0.0	\$0.0	\$11.5	\$30.8
5670	Herramientas y máquinas-herramientas	\$41.7	\$0.0	\$0.0	\$0.0	\$29.9	\$0.0	\$0.0	\$0.0	\$8.1	\$0.0	\$0.0	\$0.0	\$0.0	\$38.1	\$3.5
5671	Herramientas y máquinas-herramienta	\$41.7	\$0.0	\$0.0	\$0.0	\$29.9	\$0.0	\$0.0	\$0.0	\$8.1	\$0.0	\$0.0	\$0.0	\$0.0	\$38.1	\$3.5
BANORTE RECURSOS FEDERA		\$73,046.7	\$4,855.5	\$4,022.9	\$5,586.8	\$5,943.4	\$6,277.1	\$5,745.1	\$5,385.2	\$5,698.4	\$5,139.2	\$0.0	\$0.0	\$0.0	\$48,654.0	\$24,392.7
A1002 PRESIDENCIA																
1000	SERVICIOS PERSONALES	\$27,535.0	\$1,728.5	\$2,311.7	\$1,963.4	\$2,007.5	\$2,126.4	\$2,102.1	\$2,095.2	\$1,874.6	\$1,783.7	\$0.0	\$0.0	\$0.0	\$17,993.4	\$9,541.5
1100	REMUNERACIONES AL PERSONAL DE C/	\$25,275.0	\$1,727.1	\$2,300.9	\$1,945.8	\$1,998.2	\$2,098.8	\$2,080.1	\$2,095.2	\$1,850.8	\$1,722.4	\$0.0	\$0.0	\$0.0	\$17,819.6	\$7,455.3
1110	Dietas	\$7,500.0	\$244.1	\$732.5	\$488.3	\$488.3	\$488.3	\$488.3	\$488.3	\$488.3	\$488.3	\$0.0	\$0.0	\$0.0	\$4,395.0	\$3,104.9
1111	Dietas	\$7,500.0	\$244.1	\$732.5	\$488.3	\$488.3	\$488.3	\$488.3	\$488.3	\$488.3	\$488.3	\$0.0	\$0.0	\$0.0	\$4,395.0	\$3,104.9
1130	Sueldos base al personal permanente	\$17,775.0	\$1,483.0	\$1,568.4	\$1,457.4	\$1,509.8	\$1,610.5	\$1,591.7	\$1,606.8	\$1,362.5	\$1,234.0	\$0.0	\$0.0	\$0.0	\$13,424.6	\$4,350.3
1131	SUELDO BASE	\$17,775.0	\$1,483.0	\$1,568.4	\$1,457.4	\$1,509.8	\$1,610.5	\$1,591.7	\$1,606.8	\$1,362.5	\$1,234.0	\$0.0	\$0.0	\$0.0	\$13,424.6	\$4,350.3
1300	REMUNERACIONES ADICIONALES Y ESP	\$2,260.0	\$1.4	\$10.7	\$17.5	\$9.2	\$27.5	\$22.0	\$0.0	\$23.7	\$61.3	\$0.0	\$0.0	\$0.0	\$173.7	\$2,086.2
1320	Primas de vacaciones, dominical y gratifica	\$1,840.0	\$1.4	\$10.7	\$17.5	\$9.2	\$27.5	\$22.0	\$0.0	\$23.7	\$61.3	\$0.0	\$0.0	\$0.0	\$173.7	\$1,666.2
1321	PRIMA VACACIONAL	\$220.0	\$0.0	\$10.7	\$16.2	\$8.0	\$26.1	\$22.0	\$0.0	\$23.7	\$61.3	\$0.0	\$0.0	\$0.0	\$168.2	\$51.7
1322	PRIMA DOMINICAL	\$30.0	\$1.4	\$0.0	\$1.3	\$1.2	\$1.4	\$0.0	\$0.0	\$0.0	\$0.0	\$0.0	\$0.0	\$0.0	\$5.4	\$24.5
1323	GRATIFICACIÓN DE FIN DE AÑO	\$1,590.0	\$0.0	\$0.0	\$0.0	\$0.0	\$0.0	\$0.0	\$0.0	\$0.0	\$0.0	\$0.0	\$0.0	\$0.0	\$0.0	\$1,590.0

Objeto del Gasto		Presupuesto Vigente	Ene	Feb	Mar	Abr	May	Jun	Jul	Ago	Sep	Oct	Nov	Dic	Total	Diferencia (Vigente - Total)
1330	Horas extraordinarias	\$170.0	\$0.0	\$0.0	\$0.0	\$0.0	\$0.0	\$0.0	\$0.0	\$0.0	\$0.0	\$0.0	\$0.0	\$0.0	\$0.0	\$170.0
1331	REMUNERACIONES POR HORAS EXTRA	\$170.0	\$0.0	\$0.0	\$0.0	\$0.0	\$0.0	\$0.0	\$0.0	\$0.0	\$0.0	\$0.0	\$0.0	\$0.0	\$0.0	\$170.0
1340	Compensaciones	\$250.0	\$0.0	\$0.0	\$0.0	\$0.0	\$0.0	\$0.0	\$0.0	\$0.0	\$0.0	\$0.0	\$0.0	\$0.0	\$0.0	\$250.0
1341	COMPENSACIÓN POR SERVICIOS EVEN	\$250.0	\$0.0	\$0.0	\$0.0	\$0.0	\$0.0	\$0.0	\$0.0	\$0.0	\$0.0	\$0.0	\$0.0	\$0.0	\$0.0	\$250.0
2000	MATERIALES Y SUMINISTRO	\$7,247.5	\$314.3	\$314.4	\$546.8	\$658.3	\$647.3	\$624.6	\$744.7	\$882.2	\$593.5	\$0.0	\$0.0	\$0.0	\$5,326.4	\$1,921.0
2100	Materiales de administración, emisión de i	\$557.5	\$39.4	\$55.9	\$98.7	\$29.3	\$52.2	\$51.0	\$20.7	\$113.5	\$23.8	\$0.0	\$0.0	\$0.0	\$484.8	\$72.6
2110	Materiales, útiles y equipos menores de ofic	\$138.5	\$2.0	\$36.9	\$21.9	\$18.0	\$6.5	\$0.0	\$12.4	\$10.2	\$20.7	\$0.0	\$0.0	\$0.0	\$128.8	\$9.6
2111	MATERIALES, ÚTILES Y EQUIPOS MERE	\$138.5	\$2.0	\$36.9	\$21.9	\$18.0	\$6.5	\$0.0	\$12.4	\$10.2	\$20.7	\$0.0	\$0.0	\$0.0	\$128.8	\$9.6
2140	Materiales, útiles y equipos menores de tec	\$140.5	\$0.0	\$18.4	\$21.5	\$10.8	\$16.5	\$0.0	\$8.2	\$19.7	\$3.1	\$0.0	\$0.0	\$0.0	\$98.5	\$41.9
2141	MATERIALES, ÚTILES Y EQUIPOS MERE	\$140.5	\$0.0	\$18.4	\$21.5	\$10.8	\$16.5	\$0.0	\$8.2	\$19.7	\$3.1	\$0.0	\$0.0	\$0.0	\$98.5	\$41.9
2150	Material impreso e información digital	\$268.5	\$37.3	\$0.0	\$53.9	\$0.0	\$28.5	\$51.0	\$0.0	\$82.9	\$0.0	\$0.0	\$0.0	\$0.0	\$253.9	\$14.5
2151	Material impreso e información digital	\$268.5	\$37.3	\$0.0	\$53.9	\$0.0	\$28.5	\$51.0	\$0.0	\$82.9	\$0.0	\$0.0	\$0.0	\$0.0	\$253.9	\$14.5
2160	Material de limpieza	\$10.0	\$0.0	\$0.5	\$1.2	\$0.5	\$0.6	\$0.0	\$0.0	\$0.5	\$0.0	\$0.0	\$0.0	\$0.0	\$3.5	\$6.4
2161	Material de limpieza	\$10.0	\$0.0	\$0.5	\$1.2	\$0.5	\$0.6	\$0.0	\$0.0	\$0.5	\$0.0	\$0.0	\$0.0	\$0.0	\$3.5	\$6.4
2200	ALIMENTOS Y UTENSILIOS	\$96.0	\$0.0	\$4.4	\$0.9	\$0.0	\$7.6	\$0.0	\$2.3	\$0.0	\$4.9	\$0.0	\$0.0	\$0.0	\$20.3	\$75.6
2210	Productos alimenticios para personas	\$96.0	\$0.0	\$4.4	\$0.9	\$0.0	\$7.6	\$0.0	\$2.3	\$0.0	\$4.9	\$0.0	\$0.0	\$0.0	\$20.3	\$75.6
2211	ALIMENTACIÓN EN OFICINAS O LUGARE	\$25.0	\$0.0	\$2.1	\$0.9	\$0.0	\$7.6	\$0.0	\$2.3	\$0.0	\$4.9	\$0.0	\$0.0	\$0.0	\$18.0	\$6.9
2212	ALIMENTACIÓN EN EVENTOS OFICIALES	\$71.0	\$0.0	\$2.3	\$0.0	\$0.0	\$0.0	\$0.0	\$0.0	\$0.0	\$0.0	\$0.0	\$0.0	\$0.0	\$2.3	\$68.6
2400	MATERIALES Y ARTÍCULOS DE CONSTRU	\$147.0	\$7.0	\$7.6	\$7.9	\$12.3	\$2.0	\$2.2	\$9.7	\$8.7	\$2.9	\$0.0	\$0.0	\$0.0	\$60.6	\$86.3
2410	Productos minerales no metálicos	\$10.0	\$0.0	\$0.0	\$0.0	\$0.0	\$0.0	\$0.0	\$0.4	\$0.0	\$0.0	\$0.0	\$0.0	\$0.0	\$0.4	\$9.5
2411	PRODUCTOS MINERALES NO METÁLICC	\$10.0	\$0.0	\$0.0	\$0.0	\$0.0	\$0.0	\$0.0	\$0.4	\$0.0	\$0.0	\$0.0	\$0.0	\$0.0	\$0.4	\$9.5
2420	Cemento y productos de concreto	\$20.0	\$0.0	\$0.3	\$0.0	\$3.8	\$0.0	\$0.0	\$0.0	\$0.0	\$0.0	\$0.0	\$0.0	\$0.0	\$4.2	\$15.7
2421	Cemento y productos de concreto	\$20.0	\$0.0	\$0.3	\$0.0	\$3.8	\$0.0	\$0.0	\$0.0	\$0.0	\$0.0	\$0.0	\$0.0	\$0.0	\$4.2	\$15.7
2430	Cal, yeso y productos de yeso	\$16.0	\$0.0	\$1.1	\$1.0	\$0.0	\$0.3	\$0.0	\$0.3	\$0.0	\$0.0	\$0.0	\$0.0	\$0.0	\$2.9	\$13.0
2431	Cal, yeso y productos de yeso	\$16.0	\$0.0	\$1.1	\$1.0	\$0.0	\$0.3	\$0.0	\$0.3	\$0.0	\$0.0	\$0.0	\$0.0	\$0.0	\$2.9	\$13.0
2440	Madera y productos de madera	\$17.0	\$0.0	\$0.0	\$0.0	\$0.0	\$0.0	\$0.0	\$0.0	\$0.0	\$0.0	\$0.0	\$0.0	\$0.0	\$0.0	\$17.0
2441	Madera y productos de madera	\$17.0	\$0.0	\$0.0	\$0.0	\$0.0	\$0.0	\$0.0	\$0.0	\$0.0	\$0.0	\$0.0	\$0.0	\$0.0	\$0.0	\$17.0
2450	Vidrio y productos de vidrio	\$10.0	\$0.0	\$0.0	\$0.0	\$0.0	\$0.0	\$0.0	\$0.0	\$4.8	\$0.0	\$0.0	\$0.0	\$0.0	\$4.8	\$5.2
2451	Vidrio y productos de vidrio	\$10.0	\$0.0	\$0.0	\$0.0	\$0.0	\$0.0	\$0.0	\$0.0	\$4.8	\$0.0	\$0.0	\$0.0	\$0.0	\$4.8	\$5.2
2460	Material eléctrico y electrónico	\$30.0	\$0.0	\$2.1	\$0.0	\$2.5	\$0.0	\$2.2	\$7.6	\$2.2	\$0.8	\$0.0	\$0.0	\$0.0	\$17.6	\$12.3
2461	Material eléctrico y electrónico	\$30.0	\$0.0	\$2.1	\$0.0	\$2.5	\$0.0	\$2.2	\$7.6	\$2.2	\$0.8	\$0.0	\$0.0	\$0.0	\$17.6	\$12.3
2470	Artículos metálicos para la construcción	\$14.0	\$0.0	\$0.0	\$0.0	\$0.1	\$0.0	\$0.0	\$0.0	\$0.4	\$2.1	\$0.0	\$0.0	\$0.0	\$2.8	\$11.1
2471	Artículos metálicos para la construcción	\$14.0	\$0.0	\$0.0	\$0.0	\$0.1	\$0.0	\$0.0	\$0.0	\$0.4	\$2.1	\$0.0	\$0.0	\$0.0	\$2.8	\$11.1
2490	Otros materiales y artículos de construcción	\$30.0	\$7.0	\$3.8	\$6.8	\$5.8	\$1.7	\$0.0	\$1.3	\$1.1	\$0.0	\$0.0	\$0.0	\$0.0	\$27.8	\$2.1
2491	Otros materiales y artículos de construcción	\$30.0	\$7.0	\$3.8	\$6.8	\$5.8	\$1.7	\$0.0	\$1.3	\$1.1	\$0.0	\$0.0	\$0.0	\$0.0	\$27.8	\$2.1
2500	Productos químicos, farmacéuticos y de l	\$50.0	\$0.0	\$0.4	\$2.9	\$42.1	\$0.0	\$0.0	\$0.0	\$0.0	\$1.2	\$0.0	\$0.0	\$0.0	\$46.7	\$3.2
2560	Fibras sintéticas, hules, plásticos y derivad	\$50.0	\$0.0	\$0.4	\$2.9	\$42.1	\$0.0	\$0.0	\$0.0	\$0.0	\$1.2	\$0.0	\$0.0	\$0.0	\$46.7	\$3.2
2561	FIBRAS NTÉTICAS, HULES, PLÁSTICOS `	\$50.0	\$0.0	\$0.4	\$2.9	\$42.1	\$0.0	\$0.0	\$0.0	\$0.0	\$1.2	\$0.0	\$0.0	\$0.0	\$46.7	\$3.2
2600	COMBUSTIBLES, LUBRICANTES Y ADITIV	\$6,128.0	\$247.3	\$234.5	\$369.0	\$538.4	\$579.2	\$555.7	\$698.2	\$733.1	\$550.6	\$0.0	\$0.0	\$0.0	\$4,506.3	\$1,621.6
2610	Combustibles, lubricantes y aditivos	\$6,128.0	\$247.3	\$234.5	\$369.0	\$538.4	\$579.2	\$555.7	\$698.2	\$733.1	\$550.6	\$0.0	\$0.0	\$0.0	\$4,506.3	\$1,621.6



Objeto del Gasto		Presupuesto Vigente	Ene	Feb	Mar	Abr	May	Jun	Jul	Ago	Sep	Oct	Nov	Dic	Total	Diferencia (Vigente - Total)
2611	Combustibles, lubricantes y aditivos	\$6,128.0	\$247.3	\$234.5	\$369.0	\$538.4	\$579.2	\$555.7	\$698.2	\$733.1	\$550.6	\$0.0	\$0.0	\$0.0	\$4,506.3	\$1,621.6
2700	VESTUARIO, BLANCOS, PRENDAS DE PR	\$54.0	\$0.0	\$0.0	\$53.4	\$0.0	\$0.0	\$0.0	\$0.0	\$0.0	\$0.0	\$0.0	\$0.0	\$0.0	\$53.4	\$0.5
2710	Vestuario y uniformes	\$54.0	\$0.0	\$0.0	\$53.4	\$0.0	\$0.0	\$0.0	\$0.0	\$0.0	\$0.0	\$0.0	\$0.0	\$0.0	\$53.4	\$0.5
2711	Vestuario y uniformes	\$54.0	\$0.0	\$0.0	\$53.4	\$0.0	\$0.0	\$0.0	\$0.0	\$0.0	\$0.0	\$0.0	\$0.0	\$0.0	\$53.4	\$0.5
2900	HERRAMIENTAS, REFACCIONES Y ACCE:	\$215.0	\$20.5	\$11.5	\$13.8	\$35.9	\$6.1	\$15.6	\$13.6	\$26.8	\$9.8	\$0.0	\$0.0	\$0.0	\$154.0	\$60.9
2910	Herramientas menores	\$55.0	\$5.7	\$10.6	\$6.9	\$7.3	\$0.0	\$0.0	\$7.8	\$12.4	\$1.5	\$0.0	\$0.0	\$0.0	\$52.5	\$2.4
2911	HERRAMIENTAS MENORES	\$55.0	\$5.7	\$10.6	\$6.9	\$7.3	\$0.0	\$0.0	\$7.8	\$12.4	\$1.5	\$0.0	\$0.0	\$0.0	\$52.5	\$2.4
2920	Refacciones y accesorios menores de edific	\$40.0	\$0.0	\$0.9	\$0.0	\$0.6	\$0.3	\$0.0	\$0.3	\$7.7	\$0.2	\$0.0	\$0.0	\$0.0	\$10.3	\$29.6
2921	REFACCIONES Y ACCESORIOS MERES I	\$40.0	\$0.0	\$0.9	\$0.0	\$0.6	\$0.3	\$0.0	\$0.3	\$7.7	\$0.2	\$0.0	\$0.0	\$0.0	\$10.3	\$29.6
2940	Refacciones y accesorios menores de equi	\$20.0	\$0.0	\$0.0	\$1.9	\$0.3	\$1.0	\$0.0	\$5.0	\$0.6	\$0.0	\$0.0	\$0.0	\$0.0	\$9.1	\$10.8
2941	REFACCIONES Y ACCESORIOS MERES I	\$20.0	\$0.0	\$0.0	\$1.9	\$0.3	\$1.0	\$0.0	\$5.0	\$0.6	\$0.0	\$0.0	\$0.0	\$0.0	\$9.1	\$10.8
2960	Refacciones y accesorios menores de equi	\$100.0	\$14.7	\$0.0	\$5.0	\$27.6	\$4.7	\$15.6	\$0.3	\$5.9	\$8.0	\$0.0	\$0.0	\$0.0	\$82.0	\$17.9
2961	REFACCIONES Y ACCESORIOS MERES I	\$100.0	\$14.7	\$0.0	\$5.0	\$27.6	\$4.7	\$15.6	\$0.3	\$5.9	\$8.0	\$0.0	\$0.0	\$0.0	\$82.0	\$17.9
3000	SERVICIOS GENERALES	\$5,850.5	\$61.2	\$146.0	\$213.3	\$634.0	\$2,383.1	\$974.9	\$209.6	\$74.9	\$496.9	\$0.0	\$0.0	\$0.0	\$5,194.3	\$656.2
3100	SERVICIOS BÁSICOS	\$200.0	\$0.0	\$2.9	\$0.0	\$2.2	\$27.2	\$26.6	\$25.3	\$17.1	\$22.7	\$0.0	\$0.0	\$0.0	\$124.2	\$75.7
3110	Energía eléctrica	\$122.4	\$0.0	\$1.6	\$0.0	\$0.9	\$27.2	\$26.6	\$25.3	\$17.1	\$22.7	\$0.0	\$0.0	\$0.0	\$121.7	\$0.7
3111	Energía eléctrica	\$122.4	\$0.0	\$1.6	\$0.0	\$0.9	\$27.2	\$26.6	\$25.3	\$17.1	\$22.7	\$0.0	\$0.0	\$0.0	\$121.7	\$0.7
3120	Gas	\$2.5	\$0.0	\$1.2	\$0.0	\$1.2	\$0.0	\$0.0	\$0.0	\$0.0	\$0.0	\$0.0	\$0.0	\$0.0	\$2.5	\$0.0
3121	GAS	\$2.5	\$0.0	\$1.2	\$0.0	\$1.2	\$0.0	\$0.0	\$0.0	\$0.0	\$0.0	\$0.0	\$0.0	\$0.0	\$2.5	\$0.0
3140	Telefonía Tradicional	\$75.0	\$0.0	\$0.0	\$0.0	\$0.0	\$0.0	\$0.0	\$0.0	\$0.0	\$0.0	\$0.0	\$0.0	\$0.0	\$0.0	\$75.0
3141	Telefonía tradicional	\$75.0	\$0.0	\$0.0	\$0.0	\$0.0	\$0.0	\$0.0	\$0.0	\$0.0	\$0.0	\$0.0	\$0.0	\$0.0	\$0.0	\$75.0
3200	SERVICIOS DE ARRENDAMIENTO	\$113.9	\$13.9	\$13.9	\$13.9	\$13.9	\$13.9	\$13.9	\$13.9	\$0.0	\$13.9	\$0.0	\$0.0	\$0.0	\$111.3	\$2.5
3220	Arrendamiento de edificios	\$113.9	\$13.9	\$13.9	\$13.9	\$13.9	\$13.9	\$13.9	\$13.9	\$0.0	\$13.9	\$0.0	\$0.0	\$0.0	\$111.3	\$2.5
3221	Arrendamiento de edificios	\$113.9	\$13.9	\$13.9	\$13.9	\$13.9	\$13.9	\$13.9	\$13.9	\$0.0	\$13.9	\$0.0	\$0.0	\$0.0	\$111.3	\$2.5
3300	SERVICIOS PROFESIONALES, CIENTÍFIC	\$160.0	\$0.0	\$29.0	\$0.0	\$0.0	\$8.2	\$0.0	\$0.0	\$0.0	\$0.0	\$0.0	\$0.0	\$0.0	\$37.2	\$122.7
3310	Servicios legales, de contabilidad, auditoría	\$110.0	\$0.0	\$29.0	\$0.0	\$0.0	\$0.0	\$0.0	\$0.0	\$0.0	\$0.0	\$0.0	\$0.0	\$0.0	\$29.0	\$81.0
3311	Servicios legales, de contabilidad, auditoría	\$110.0	\$0.0	\$29.0	\$0.0	\$0.0	\$0.0	\$0.0	\$0.0	\$0.0	\$0.0	\$0.0	\$0.0	\$0.0	\$29.0	\$81.0
3320	Servicios de diseño, arquitectura, ingeniería	\$50.0	\$0.0	\$0.0	\$0.0	\$0.0	\$8.2	\$0.0	\$0.0	\$0.0	\$0.0	\$0.0	\$0.0	\$0.0	\$8.2	\$41.7
3321	Servicios de diseño, arquitectura, ingeniería	\$50.0	\$0.0	\$0.0	\$0.0	\$0.0	\$8.2	\$0.0	\$0.0	\$0.0	\$0.0	\$0.0	\$0.0	\$0.0	\$8.2	\$41.7
3400	SERVICIOS FINANCIEROS, BANCARIOS Y	\$45.0	\$0.0	\$0.0	\$0.0	\$29.4	\$0.0	\$0.0	\$0.0	\$0.0	\$0.0	\$0.0	\$0.0	\$0.0	\$29.4	\$15.5
3470	Fletes y maniobras	\$45.0	\$0.0	\$0.0	\$0.0	\$29.4	\$0.0	\$0.0	\$0.0	\$0.0	\$0.0	\$0.0	\$0.0	\$0.0	\$29.4	\$15.5
3471	Fletes y maniobras	\$45.0	\$0.0	\$0.0	\$0.0	\$29.4	\$0.0	\$0.0	\$0.0	\$0.0	\$0.0	\$0.0	\$0.0	\$0.0	\$29.4	\$15.5
3500	SERVICIOS DE INSTALACIÓN, REPARACI	\$508.4	\$9.2	\$20.0	\$101.3	\$56.3	\$47.2	\$32.4	\$112.1	\$16.6	\$31.5	\$0.0	\$0.0	\$0.0	\$427.0	\$81.3
3510	Conservación y mantenimiento menor de in	\$150.0	\$0.0	\$4.8	\$87.4	\$0.0	\$0.0	\$10.6	\$6.0	\$6.4	\$0.0	\$0.0	\$0.0	\$0.0	\$115.5	\$34.4
3511	CONSERVACIÓN Y MANTENIMIENTO ME	\$150.0	\$0.0	\$4.8	\$87.4	\$0.0	\$0.0	\$10.6	\$6.0	\$6.4	\$0.0	\$0.0	\$0.0	\$0.0	\$115.5	\$34.4
3530	Instalación, reparación y mantenimiento de	\$25.0	\$0.0	\$0.0	\$0.0	\$0.0	\$3.5	\$2.2	\$0.0	\$0.0	\$8.8	\$0.0	\$0.0	\$0.0	\$14.5	\$10.4
3531	INSTALACIÓN, REPARACIÓN Y MANTEN	\$25.0	\$0.0	\$0.0	\$0.0	\$0.0	\$3.5	\$2.2	\$0.0	\$0.0	\$8.8	\$0.0	\$0.0	\$0.0	\$14.5	\$10.4
3550	Reparación y mantenimiento de equipo de t	\$295.0	\$9.2	\$15.1	\$11.1	\$56.3	\$43.7	\$19.5	\$106.0	\$10.1	\$22.7	\$0.0	\$0.0	\$0.0	\$294.1	\$0.8
3551	Reparación y mantenimiento de equipo de t	\$295.0	\$9.2	\$15.1	\$11.1	\$56.3	\$43.7	\$19.5	\$106.0	\$10.1	\$22.7	\$0.0	\$0.0	\$0.0	\$294.1	\$0.8
3580	Servicios de limpieza y manejo de desecho:	\$20.0	\$0.0	\$0.0	\$2.7	\$0.0	\$0.0	\$0.0	\$0.0	\$0.0	\$0.0	\$0.0	\$0.0	\$0.0	\$2.7	\$17.2

Page 7



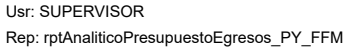
**ESTADO DE SAN LUIS POTOSÍ**  
**Analítico Mensual de Egresos Ejercidos por Fuente de Financiamiento al 30/sep./2019**  
**(Cuentas con Movimientos) F. Financiamiento: TES001**  
 (Cifras en miles de pesos)

Fecha y hora de Impresión | 15/jun./2020  
01:39 p. m.

Page 8



Objeto del Gasto		Presupuesto Vigente	Ene	Feb	Mar	Abr	May	Jun	Jul	Ago	Sep	Oct	Nov	Dic	Total	Diferencia (Vigente - Total)
1100	REMUNERACIONES AL PERSONAL DE C/	\$3,208.0	\$117.8	\$139.0	\$139.0	\$142.0	\$157.5	\$444.7	\$830.2	\$718.7	\$135.9	\$0.0	\$0.0	\$0.0	\$2,825.3	\$382.6
1130	Sueldos base al personal permanente	\$3,208.0	\$117.8	\$139.0	\$139.0	\$142.0	\$157.5	\$444.7	\$830.2	\$718.7	\$135.9	\$0.0	\$0.0	\$0.0	\$2,825.3	\$382.6
1131	SUELDO BASE	\$3,208.0	\$117.8	\$139.0	\$139.0	\$142.0	\$157.5	\$444.7	\$830.2	\$718.7	\$135.9	\$0.0	\$0.0	\$0.0	\$2,825.3	\$382.6
1300	REMUNERACIONES ADICIONALES Y ESP	\$362.0	\$0.0	\$5.4	\$1.9	\$0.9	\$1.0	\$4.0	\$11.4	\$1.1	\$5.2	\$0.0	\$0.0	\$0.0	\$31.2	\$330.7
1320	Primas de vacaciones, dominical y gratifica	\$362.0	\$0.0	\$5.4	\$1.9	\$0.9	\$1.0	\$4.0	\$11.4	\$1.1	\$5.2	\$0.0	\$0.0	\$0.0	\$31.2	\$330.7
1321	PRIMA VACACIONAL	\$37.0	\$0.0	\$5.4	\$1.9	\$0.9	\$1.0	\$4.0	\$11.4	\$1.1	\$5.2	\$0.0	\$0.0	\$0.0	\$31.2	\$5.7
1323	GRATIFICACIÓN DE FIN DE AÑO	\$325.0	\$0.0	\$0.0	\$0.0	\$0.0	\$0.0	\$0.0	\$0.0	\$0.0	\$0.0	\$0.0	\$0.0	\$0.0	\$0.0	\$325.0
2000	MATERIALES Y SUMINISTRO	\$3,722.2	\$251.3	\$249.4	\$325.9	\$490.2	\$470.5	\$337.9	\$446.4	\$405.8	\$301.4	\$0.0	\$0.0	\$0.0	\$3,279.3	\$442.9
2100	Materiales de administración, emisión de i	\$159.9	\$5.1	\$14.0	\$15.0	\$4.9	\$12.9	\$0.0	\$16.0	\$23.7	\$0.0	\$0.0	\$0.0	\$0.0	\$91.8	\$68.0
2110	Materiales, útiles y equipos menores de ofic	\$41.4	\$0.0	\$3.1	\$1.0	\$0.0	\$7.8	\$0.0	\$13.4	\$9.6	\$0.0	\$0.0	\$0.0	\$0.0	\$35.1	\$6.2
2111	MATERIALES, ÚTILES Y EQUIPOS MERE	\$41.4	\$0.0	\$3.1	\$1.0	\$0.0	\$7.8	\$0.0	\$13.4	\$9.6	\$0.0	\$0.0	\$0.0	\$0.0	\$35.1	\$6.2
2140	Materiales, útiles y equipos menores de tec	\$24.5	\$0.0	\$7.7	\$2.3	\$3.3	\$2.7	\$0.0	\$2.5	\$3.0	\$0.0	\$0.0	\$0.0	\$0.0	\$21.7	\$2.7
2141	MATERIALES, ÚTILES Y EQUIPOS MERE	\$24.5	\$0.0	\$7.7	\$2.3	\$3.3	\$2.7	\$0.0	\$2.5	\$3.0	\$0.0	\$0.0	\$0.0	\$0.0	\$21.7	\$2.7
2150	Material impreso e información digital	\$84.0	\$5.1	\$3.1	\$7.3	\$0.0	\$2.2	\$0.0	\$0.0	\$10.9	\$0.0	\$0.0	\$0.0	\$0.0	\$28.8	\$55.1
2151	Material impreso e información digital	\$84.0	\$5.1	\$3.1	\$7.3	\$0.0	\$2.2	\$0.0	\$0.0	\$10.9	\$0.0	\$0.0	\$0.0	\$0.0	\$28.8	\$55.1
2160	Material de limpieza	\$10.0	\$0.0	\$0.0	\$4.3	\$1.6	\$0.0	\$0.0	\$0.0	\$0.0	\$0.0	\$0.0	\$0.0	\$0.0	\$6.0	\$3.9
2161	Material de limpieza	\$10.0	\$0.0	\$0.0	\$4.3	\$1.6	\$0.0	\$0.0	\$0.0	\$0.0	\$0.0	\$0.0	\$0.0	\$0.0	\$6.0	\$3.9
2200	ALIMENTOS Y UTENSILIOS	\$24.9	\$0.0	\$0.0	\$2.1	\$0.9	\$7.8	\$0.0	\$0.0	\$0.0	\$2.0	\$0.0	\$0.0	\$0.0	\$13.0	\$11.9
2210	Productos alimenticios para personas	\$24.9	\$0.0	\$0.0	\$2.1	\$0.9	\$7.8	\$0.0	\$0.0	\$0.0	\$2.0	\$0.0	\$0.0	\$0.0	\$13.0	\$11.9
2211	ALIMENTACIÓN EN OFICINAS O LUGARE	\$24.9	\$0.0	\$0.0	\$2.1	\$0.9	\$7.8	\$0.0	\$0.0	\$0.0	\$2.0	\$0.0	\$0.0	\$0.0	\$13.0	\$11.9
2400	MATERIALES Y ARTÍCULOS DE CONSTRU	\$175.7	\$0.7	\$6.6	\$0.0	\$0.0	\$3.0	\$0.0	\$0.0	\$0.0	\$0.0	\$0.0	\$0.0	\$0.0	\$10.4	\$165.2
2410	Productos minerales no metálicos	\$30.7	\$0.0	\$0.0	\$0.0	\$0.0	\$0.0	\$0.0	\$0.0	\$0.0	\$0.0	\$0.0	\$0.0	\$0.0	\$0.0	\$30.7
2411	PRODUCTOS MINERALES NO METÁLICC	\$30.7	\$0.0	\$0.0	\$0.0	\$0.0	\$0.0	\$0.0	\$0.0	\$0.0	\$0.0	\$0.0	\$0.0	\$0.0	\$0.0	\$30.7
2420	Cemento y productos de concreto	\$40.0	\$0.0	\$0.0	\$0.0	\$0.0	\$0.0	\$0.0	\$0.0	\$0.0	\$0.0	\$0.0	\$0.0	\$0.0	\$0.0	\$40.0
2421	Cemento y productos de concreto	\$40.0	\$0.0	\$0.0	\$0.0	\$0.0	\$0.0	\$0.0	\$0.0	\$0.0	\$0.0	\$0.0	\$0.0	\$0.0	\$0.0	\$40.0
2430	Cal, yeso y productos de yeso	\$5.0	\$0.0	\$0.0	\$0.0	\$0.0	\$0.0	\$0.0	\$0.0	\$0.0	\$0.0	\$0.0	\$0.0	\$0.0	\$0.0	\$5.0
2431	Cal, yeso y productos de yeso	\$5.0	\$0.0	\$0.0	\$0.0	\$0.0	\$0.0	\$0.0	\$0.0	\$0.0	\$0.0	\$0.0	\$0.0	\$0.0	\$0.0	\$5.0
2440	Madera y productos de madera	\$5.0	\$0.0	\$0.0	\$0.0	\$0.0	\$0.0	\$0.0	\$0.0	\$0.0	\$0.0	\$0.0	\$0.0	\$0.0	\$0.0	\$5.0
2441	Madera y productos de madera	\$5.0	\$0.0	\$0.0	\$0.0	\$0.0	\$0.0	\$0.0	\$0.0	\$0.0	\$0.0	\$0.0	\$0.0	\$0.0	\$0.0	\$5.0
2450	Vidrio y productos de vidrio	\$5.0	\$0.0	\$0.0	\$0.0	\$0.0	\$0.0	\$0.0	\$0.0	\$0.0	\$0.0	\$0.0	\$0.0	\$0.0	\$0.0	\$5.0
2451	Vidrio y productos de vidrio	\$5.0	\$0.0	\$0.0	\$0.0	\$0.0	\$0.0	\$0.0	\$0.0	\$0.0	\$0.0	\$0.0	\$0.0	\$0.0	\$0.0	\$5.0
2460	Material eléctrico y electrónico	\$35.0	\$0.0	\$0.0	\$0.0	\$0.0	\$0.0	\$0.0	\$0.0	\$0.0	\$0.0	\$0.0	\$0.0	\$0.0	\$0.0	\$35.0
2461	Material eléctrico y electrónico	\$35.0	\$0.0	\$0.0	\$0.0	\$0.0	\$0.0	\$0.0	\$0.0	\$0.0	\$0.0	\$0.0	\$0.0	\$0.0	\$0.0	\$35.0
2470	Artículos metálicos para la construcción	\$10.0	\$0.0	\$0.0	\$0.0	\$0.0	\$0.0	\$0.0	\$0.0	\$0.0	\$0.0	\$0.0	\$0.0	\$0.0	\$0.0	\$9.9
2471	Artículos metálicos para la construcción	\$10.0	\$0.0	\$0.0	\$0.0	\$0.0	\$0.0	\$0.0	\$0.0	\$0.0	\$0.0	\$0.0	\$0.0	\$0.0	\$0.0	\$9.9
2480	Materiales complementarios	\$25.0	\$0.0	\$0.0	\$0.0	\$0.0	\$0.0	\$0.0	\$0.0	\$0.0	\$0.0	\$0.0	\$0.0	\$0.0	\$0.0	\$25.0
2481	Materiales complementarios	\$25.0	\$0.0	\$0.0	\$0.0	\$0.0	\$0.0	\$0.0	\$0.0	\$0.0	\$0.0	\$0.0	\$0.0	\$0.0	\$0.0	\$25.0
2490	Otros materiales y artículos de construcción	\$20.0	\$0.7	\$6.6	\$0.0	\$0.0	\$3.0	\$0.0	\$0.0	\$0.0	\$0.0	\$0.0	\$0.0	\$0.0	\$10.3	\$9.6
2491	Otros materiales y artículos de construcción	\$20.0	\$0.7	\$6.6	\$0.0	\$0.0	\$3.0	\$0.0	\$0.0	\$0.0	\$0.0	\$0.0	\$0.0	\$0.0	\$10.3	\$9.6
2500	Productos químicos, farmacéuticos y de l	\$15.0	\$0.0	\$0.0	\$0.0	\$0.0	\$0.0	\$0.0	\$5.0	\$5.3	\$0.0	\$0.0	\$0.0	\$0.0	\$10.3	\$4.6



**ESTADO DE SAN LUIS POTOSÍ**  
**Analítico Mensual de Egresos Ejercidos por Fuente de Financiamiento al 30/sep./2019**  
**(Cuentas con Movimientos) F. Financiamiento: TES001**  
 (Cifras en miles de pesos)

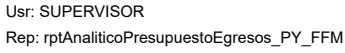
Fecha y hora de Impresión	15/jun./2020 01:39 p. m.
---------------------------	-----------------------------

Page 10

Objeto del Gasto		Presupuesto Vigente	Ene	Feb	Mar	Abr	May	Jun	Jul	Ago	Sep	Oct	Nov	Dic	Total	Diferencia (Vigente - Total)
5411	Vehículos y equipo terrestre	\$318.9	\$318.9	\$0.0	\$0.0	\$0.0	\$0.0	\$0.0	\$0.0	\$0.0	\$0.0	\$0.0	\$0.0	\$0.0	\$318.9	\$0.0
5600	MAQUINARIA, OTROS EQUIPOS Y HERRA	\$51.2	\$0.0	\$0.0	\$0.0	\$49.2	\$0.0	\$0.0	\$0.0	\$0.0	\$0.0	\$0.0	\$0.0	\$0.0	\$49.2	\$2.0
5650	Equipo de comunicación y telecomunicaciór	\$1.2	\$0.0	\$0.0	\$0.0	\$0.0	\$0.0	\$0.0	\$0.0	\$0.0	\$0.0	\$0.0	\$0.0	\$0.0	\$0.0	\$1.2
5651	Equipo de comunicación y telecomunicaciór	\$1.2	\$0.0	\$0.0	\$0.0	\$0.0	\$0.0	\$0.0	\$0.0	\$0.0	\$0.0	\$0.0	\$0.0	\$0.0	\$0.0	\$1.2
5670	Herramientas y máquinas-herramientas	\$50.0	\$0.0	\$0.0	\$0.0	\$49.2	\$0.0	\$0.0	\$0.0	\$0.0	\$0.0	\$0.0	\$0.0	\$0.0	\$49.2	\$0.7
5671	Herramientas y máquinas-herramienta	\$50.0	\$0.0	\$0.0	\$0.0	\$49.2	\$0.0	\$0.0	\$0.0	\$0.0	\$0.0	\$0.0	\$0.0	\$0.0	\$49.2	\$0.7
BANORTE RECURSOS FEDERA		\$8,037.3	\$689.5	\$446.8	\$467.2	\$686.1	\$660.0	\$794.4	\$1,322.4	\$1,139.8	\$474.0	\$0.0	\$0.0	\$0.0	\$6,680.8	\$1,356.5
A1005 COMUNICACION SOCIAL																
1000	SERVICIOS PERSONALES	\$2,237.7	\$144.5	\$143.8	\$154.4	\$154.4	\$158.2	\$167.1	\$232.9	\$235.0	\$236.9	\$0.0	\$0.0	\$0.0	\$1,627.8	\$609.8
1100	REMUNERACIONES AL PERSONAL DE C/	\$1,905.0	\$144.5	\$143.8	\$154.4	\$154.4	\$158.2	\$167.1	\$232.9	\$235.0	\$235.6	\$0.0	\$0.0	\$0.0	\$1,626.5	\$278.4
1130	Sueldos base al personal permanente	\$1,905.0	\$144.5	\$143.8	\$154.4	\$154.4	\$158.2	\$167.1	\$232.9	\$235.0	\$235.6	\$0.0	\$0.0	\$0.0	\$1,626.5	\$278.4
1131	SUELDO BASE	\$1,905.0	\$144.5	\$143.8	\$154.4	\$154.4	\$158.2	\$167.1	\$232.9	\$235.0	\$235.6	\$0.0	\$0.0	\$0.0	\$1,626.5	\$278.4
1300	REMUNERACIONES ADICIONALES Y ESP	\$332.7	\$0.0	\$0.0	\$0.0	\$0.0	\$0.0	\$0.0	\$0.0	\$0.0	\$1.3	\$0.0	\$0.0	\$0.0	\$1.3	\$331.3
1320	Primas de vacaciones, dominical y gratifica	\$312.7	\$0.0	\$0.0	\$0.0	\$0.0	\$0.0	\$0.0	\$0.0	\$0.0	\$1.3	\$0.0	\$0.0	\$0.0	\$1.3	\$311.3
1321	PRIMA VACACIONAL	\$42.7	\$0.0	\$0.0	\$0.0	\$0.0	\$0.0	\$0.0	\$0.0	\$0.0	\$1.3	\$0.0	\$0.0	\$0.0	\$1.3	\$41.3
1323	GRATIFICACIÓN DE FIN DE AÑO	\$270.0	\$0.0	\$0.0	\$0.0	\$0.0	\$0.0	\$0.0	\$0.0	\$0.0	\$0.0	\$0.0	\$0.0	\$0.0	\$0.0	\$270.0
1330	Horas extraordinarias	\$20.0	\$0.0	\$0.0	\$0.0	\$0.0	\$0.0	\$0.0	\$0.0	\$0.0	\$0.0	\$0.0	\$0.0	\$0.0	\$0.0	\$20.0
1331	REMUNERACIONES POR HORAS EXTRA	\$20.0	\$0.0	\$0.0	\$0.0	\$0.0	\$0.0	\$0.0	\$0.0	\$0.0	\$0.0	\$0.0	\$0.0	\$0.0	\$0.0	\$20.0
2000	MATERIALES Y SUMINISTRO	\$1,467.7	\$42.0	\$90.0	\$95.6	\$90.7	\$108.8	\$84.5	\$107.2	\$94.9	\$83.9	\$0.0	\$0.0	\$0.0	\$797.9	\$669.7
2100	Materiales de administración, emisión de i	\$357.9	\$2.7	\$56.7	\$36.1	\$8.0	\$1.0	\$0.0	\$15.8	\$3.6	\$2.0	\$0.0	\$0.0	\$0.0	\$126.3	\$231.5
2110	Materiales, útiles y equipos menores de ofic	\$48.5	\$0.0	\$15.6	\$1.9	\$8.0	\$1.0	\$0.0	\$13.5	\$1.0	\$2.0	\$0.0	\$0.0	\$0.0	\$43.4	\$5.0
2111	MATERIALES, ÚTILES Y EQUIPOS MERE	\$48.5	\$0.0	\$15.6	\$1.9	\$8.0	\$1.0	\$0.0	\$13.5	\$1.0	\$2.0	\$0.0	\$0.0	\$0.0	\$43.4	\$5.0
2140	Materiales, útiles y equipos menores de teci	\$40.9	\$0.0	\$5.5	\$0.0	\$0.0	\$0.0	\$0.0	\$2.3	\$2.1	\$0.0	\$0.0	\$0.0	\$0.0	\$9.9	\$30.9
2141	MATERIALES, ÚTILES Y EQUIPOS MERE	\$40.9	\$0.0	\$5.5	\$0.0	\$0.0	\$0.0	\$0.0	\$2.3	\$2.1	\$0.0	\$0.0	\$0.0	\$0.0	\$9.9	\$30.9
2150	Material impreso e información digital	\$268.5	\$2.7	\$35.5	\$34.1	\$0.0	\$0.0	\$0.0	\$0.0	\$0.4	\$0.0	\$0.0	\$0.0	\$0.0	\$72.9	\$195.5
2151	Material impreso e información digital	\$268.5	\$2.7	\$35.5	\$34.1	\$0.0	\$0.0	\$0.0	\$0.0	\$0.4	\$0.0	\$0.0	\$0.0	\$0.0	\$72.9	\$195.5
2200	ALIMENTOS Y UTENSILIOS	\$20.0	\$0.0	\$0.0	\$2.2	\$0.0	\$0.0	\$0.0	\$0.0	\$0.0	\$0.8	\$0.0	\$0.0	\$0.0	\$3.0	\$16.9
2210	Productos alimenticios para personas	\$20.0	\$0.0	\$0.0	\$2.2	\$0.0	\$0.0	\$0.0	\$0.0	\$0.0	\$0.8	\$0.0	\$0.0	\$0.0	\$3.0	\$16.9
2211	ALIMENTACIÓN EN OFICINAS O LUGARE	\$20.0	\$0.0	\$0.0	\$2.2	\$0.0	\$0.0	\$0.0	\$0.0	\$0.0	\$0.8	\$0.0	\$0.0	\$0.0	\$3.0	\$16.9
2400	MATERIALES Y ARTÍCULOS DE CONSTRU	\$219.3	\$0.0	\$0.0	\$5.8	\$7.3	\$4.6	\$0.0	\$1.4	\$1.8	\$0.0	\$0.0	\$0.0	\$0.0	\$21.2	\$198.0
2410	Productos minerales no metálicos	\$10.9	\$0.0	\$0.0	\$0.0	\$0.0	\$0.0	\$0.0	\$0.0	\$0.0	\$0.0	\$0.0	\$0.0	\$0.0	\$0.0	\$10.9
2411	PRODUCTOS MINERALES NO METÁLICC	\$10.9	\$0.0	\$0.0	\$0.0	\$0.0	\$0.0	\$0.0	\$0.0	\$0.0	\$0.0	\$0.0	\$0.0	\$0.0	\$0.0	\$10.9
2420	Cemento y productos de concreto	\$78.1	\$0.0	\$0.0	\$0.0	\$0.0	\$0.0	\$0.0	\$0.0	\$0.0	\$0.0	\$0.0	\$0.0	\$0.0	\$0.0	\$78.1
2421	Cemento y productos de concreto	\$78.1	\$0.0	\$0.0	\$0.0	\$0.0	\$0.0	\$0.0	\$0.0	\$0.0	\$0.0	\$0.0	\$0.0	\$0.0	\$0.0	\$78.1
2430	Cal, yeso y productos de yeso	\$10.0	\$0.0	\$0.0	\$0.0	\$0.0	\$0.0	\$0.0	\$0.0	\$0.0	\$0.0	\$0.0	\$0.0	\$0.0	\$0.0	\$10.0
2431	Cal, yeso y productos de yeso	\$10.0	\$0.0	\$0.0	\$0.0	\$0.0	\$0.0	\$0.0	\$0.0	\$0.0	\$0.0	\$0.0	\$0.0	\$0.0	\$0.0	\$10.0
2440	Madera y productos de madera	\$20.0	\$0.0	\$0.0	\$0.0	\$0.0	\$0.0	\$0.0	\$0.0	\$0.0	\$0.0	\$0.0	\$0.0	\$0.0	\$0.0	\$20.0
2441	Madera y productos de madera	\$20.0	\$0.0	\$0.0	\$0.0	\$0.0	\$0.0	\$0.0	\$0.0	\$0.0	\$0.0	\$0.0	\$0.0	\$0.0	\$0.0	\$20.0

Objeto del Gasto		Presupuesto Vigente	Ene	Feb	Mar	Abr	May	Jun	Jul	Ago	Sep	Oct	Nov	Dic	Total	Diferencia (Vigente - Total)
2450	Vidrio y productos de vidrio	\$10.0	\$0.0	\$0.0	\$0.0	\$0.0	\$0.0	\$0.0	\$0.0	\$0.0	\$0.0	\$0.0	\$0.0	\$0.0	\$0.0	\$10.0
2451	Vidrio y productos de vidrio	\$10.0	\$0.0	\$0.0	\$0.0	\$0.0	\$0.0	\$0.0	\$0.0	\$0.0	\$0.0	\$0.0	\$0.0	\$0.0	\$0.0	\$10.0
2460	Material eléctrico y electrónico	\$60.2	\$0.0	\$0.0	\$3.8	\$7.3	\$3.6	\$0.0	\$1.4	\$1.8	\$0.0	\$0.0	\$0.0	\$0.0	\$18.1	\$42.1
2461	Material eléctrico y electrónico	\$60.2	\$0.0	\$0.0	\$3.8	\$7.3	\$3.6	\$0.0	\$1.4	\$1.8	\$0.0	\$0.0	\$0.0	\$0.0	\$18.1	\$42.1
2480	Materiales complementarios	\$20.0	\$0.0	\$0.0	\$0.0	\$0.0	\$0.0	\$0.0	\$0.0	\$0.0	\$0.0	\$0.0	\$0.0	\$0.0	\$0.0	\$20.0
2481	Materiales complementarios	\$20.0	\$0.0	\$0.0	\$0.0	\$0.0	\$0.0	\$0.0	\$0.0	\$0.0	\$0.0	\$0.0	\$0.0	\$0.0	\$0.0	\$20.0
2490	Otros materiales y artículos de construcción	\$10.0	\$0.0	\$0.0	\$2.0	\$0.0	\$1.0	\$0.0	\$0.0	\$0.0	\$0.0	\$0.0	\$0.0	\$0.0	\$3.1	\$6.8
2491	Otros materiales y artículos de construcción	\$10.0	\$0.0	\$0.0	\$2.0	\$0.0	\$1.0	\$0.0	\$0.0	\$0.0	\$0.0	\$0.0	\$0.0	\$0.0	\$3.1	\$6.8
2600	COMBUSTIBLES, LUBRICANTES Y ADITIV	\$790.5	\$31.4	\$32.5	\$50.6	\$73.3	\$102.2	\$84.5	\$89.8	\$87.3	\$78.5	\$0.0	\$0.0	\$0.0	\$630.5	\$159.9
2610	Combustibles, lubricantes y aditivos	\$790.5	\$31.4	\$32.5	\$50.6	\$73.3	\$102.2	\$84.5	\$89.8	\$87.3	\$78.5	\$0.0	\$0.0	\$0.0	\$630.5	\$159.9
2611	Combustibles, lubricantes y aditivos	\$790.5	\$31.4	\$32.5	\$50.6	\$73.3	\$102.2	\$84.5	\$89.8	\$87.3	\$78.5	\$0.0	\$0.0	\$0.0	\$630.5	\$159.9
2700	VESTUARIO, BLANCOS, PRENDAS DE PR	\$2.5	\$0.0	\$0.0	\$0.0	\$0.0	\$0.0	\$0.0	\$0.0	\$0.0	\$2.5	\$0.0	\$0.0	\$0.0	\$2.5	\$0.0
2710	Vestuario y uniformes	\$2.5	\$0.0	\$0.0	\$0.0	\$0.0	\$0.0	\$0.0	\$0.0	\$0.0	\$2.5	\$0.0	\$0.0	\$0.0	\$2.5	\$0.0
2711	Vestuario y uniformes	\$2.5	\$0.0	\$0.0	\$0.0	\$0.0	\$0.0	\$0.0	\$0.0	\$0.0	\$2.5	\$0.0	\$0.0	\$0.0	\$2.5	\$0.0
2900	HERRAMIENTAS, REFACCIONES Y ACCE:	\$77.4	\$7.7	\$0.6	\$0.6	\$1.9	\$0.9	\$0.0	\$0.1	\$1.9	\$0.0	\$0.0	\$0.0	\$0.0	\$14.1	\$63.3
2910	Herramientas menores	\$10.0	\$0.0	\$0.0	\$0.0	\$1.3	\$0.9	\$0.0	\$0.0	\$0.6	\$0.0	\$0.0	\$0.0	\$0.0	\$2.9	\$7.0
2911	HERRAMIENTAS MENORES	\$10.0	\$0.0	\$0.0	\$0.0	\$1.3	\$0.9	\$0.0	\$0.0	\$0.6	\$0.0	\$0.0	\$0.0	\$0.0	\$2.9	\$7.0
2920	Refacciones y accesorios menores de edific	\$10.0	\$0.2	\$0.5	\$0.6	\$0.0	\$0.0	\$0.0	\$0.0	\$0.0	\$0.0	\$0.0	\$0.0	\$0.0	\$1.4	\$8.5
2921	REFACCIONES Y ACCESORIOS MERES I	\$10.0	\$0.2	\$0.5	\$0.6	\$0.0	\$0.0	\$0.0	\$0.0	\$0.0	\$0.0	\$0.0	\$0.0	\$0.0	\$1.4	\$8.5
2940	Refacciones y accesorios menores de equip	\$27.4	\$0.0	\$0.1	\$0.0	\$0.6	\$0.0	\$0.0	\$0.1	\$1.2	\$0.0	\$0.0	\$0.0	\$0.0	\$2.2	\$25.2
2941	REFACCIONES Y ACCESORIOS MERES I	\$27.4	\$0.0	\$0.1	\$0.0	\$0.6	\$0.0	\$0.0	\$0.1	\$1.2	\$0.0	\$0.0	\$0.0	\$0.0	\$2.2	\$25.2
2960	Refacciones y accesorios menores de equip	\$30.0	\$7.5	\$0.0	\$0.0	\$0.0	\$0.0	\$0.0	\$0.0	\$0.0	\$0.0	\$0.0	\$0.0	\$0.0	\$7.5	\$22.4
2961	REFACCIONES Y ACCESORIOS MERES I	\$30.0	\$7.5	\$0.0	\$0.0	\$0.0	\$0.0	\$0.0	\$0.0	\$0.0	\$0.0	\$0.0	\$0.0	\$0.0	\$7.5	\$22.4
3000	SERVICIOS GENERALES	\$1,799.6	\$58.8	\$65.3	\$166.9	\$74.5	\$142.2	\$72.8	\$57.2	\$106.6	\$131.5	\$0.0	\$0.0	\$0.0	\$876.2	\$923.3
3200	SERVICIOS DE ARRENDAMIENTO	\$101.4	\$0.0	\$0.0	\$0.0	\$0.0	\$0.0	\$0.0	\$0.0	\$0.0	\$0.0	\$0.0	\$0.0	\$0.0	\$0.0	\$101.4
3260	Arrendamiento de maquinaria, otros equipo:	\$101.4	\$0.0	\$0.0	\$0.0	\$0.0	\$0.0	\$0.0	\$0.0	\$0.0	\$0.0	\$0.0	\$0.0	\$0.0	\$0.0	\$101.4
3261	Arrendamiento de maquinaria, otros equipo:	\$101.4	\$0.0	\$0.0	\$0.0	\$0.0	\$0.0	\$0.0	\$0.0	\$0.0	\$0.0	\$0.0	\$0.0	\$0.0	\$0.0	\$101.4
3300	SERVICIOS PROFESIONALES, CIENTÍFICO	\$203.0	\$0.0	\$0.0	\$0.0	\$0.0	\$0.0	\$0.0	\$0.0	\$0.0	\$0.0	\$0.0	\$0.0	\$0.0	\$0.0	\$203.0
3320	Servicios de diseño, arquitectura, ingeniería	\$200.0	\$0.0	\$0.0	\$0.0	\$0.0	\$0.0	\$0.0	\$0.0	\$0.0	\$0.0	\$0.0	\$0.0	\$0.0	\$0.0	\$200.0
3321	Servicios de diseño, arquitectura, ingeniería	\$200.0	\$0.0	\$0.0	\$0.0	\$0.0	\$0.0	\$0.0	\$0.0	\$0.0	\$0.0	\$0.0	\$0.0	\$0.0	\$0.0	\$200.0
3340	Servicios de capacitación	\$3.0	\$0.0	\$0.0	\$0.0	\$0.0	\$0.0	\$0.0	\$0.0	\$0.0	\$0.0	\$0.0	\$0.0	\$0.0	\$0.0	\$3.0
3341	Servicios de capacitación	\$3.0	\$0.0	\$0.0	\$0.0	\$0.0	\$0.0	\$0.0	\$0.0	\$0.0	\$0.0	\$0.0	\$0.0	\$0.0	\$0.0	\$3.0
3500	SERVICIOS DE INSTALACIÓN, REPARACI	\$60.0	\$2.9	\$0.0	\$0.0	\$0.0	\$0.0	\$0.0	\$0.0	\$6.4	\$4.2	\$0.0	\$0.0	\$0.0	\$13.7	\$46.2
3510	Conservación y mantenimiento menor de in	\$20.0	\$0.0	\$0.0	\$0.0	\$0.0	\$0.0	\$0.0	\$0.0	\$6.4	\$0.0	\$0.0	\$0.0	\$0.0	\$6.4	\$13.5
3511	CONSERVACIÓN Y MANTENIMIENTO ME	\$20.0	\$0.0	\$0.0	\$0.0	\$0.0	\$0.0	\$0.0	\$0.0	\$6.4	\$0.0	\$0.0	\$0.0	\$0.0	\$6.4	\$13.5
3530	Instalación, reparación y mantenimiento de	\$15.0	\$0.0	\$0.0	\$0.0	\$0.0	\$0.0	\$0.0	\$0.0	\$0.0	\$4.2	\$0.0	\$0.0	\$0.0	\$4.2	\$10.7
3531	INSTALACIÓN, REPARACIÓN Y MANTEN	\$15.0	\$0.0	\$0.0	\$0.0	\$0.0	\$0.0	\$0.0	\$0.0	\$0.0	\$4.2	\$0.0	\$0.0	\$0.0	\$4.2	\$10.7
3550	Reparación y mantenimiento de equipo de t	\$25.0	\$2.9	\$0.0	\$0.0	\$0.0	\$0.0	\$0.0	\$0.0	\$0.0	\$0.0	\$0.0	\$0.0	\$0.0	\$2.9	\$22.0
3551	Reparación y mantenimiento de equipo de t	\$25.0	\$2.9	\$0.0	\$0.0	\$0.0	\$0.0	\$0.0	\$0.0	\$0.0	\$0.0	\$0.0	\$0.0	\$0.0	\$2.9	\$22.0
3600	SERVICIOS DE COMUNICACIÓN SOCIAL `	\$885.2	\$34.8	\$63.8	\$81.2	\$46.4	\$52.2	\$29.0	\$40.6	\$58.0	\$83.5	\$0.0	\$0.0	\$0.0	\$489.5	\$395.6

Objeto del Gasto		Presupuesto Vigente	Ene	Feb	Mar	Abr	May	Jun	Jul	Ago	Sep	Oct	Nov	Dic	Total	Diferencia (Vigente - Total)
3610	Difusión por radio,televisión y otros medios	\$378.0	\$11.6	\$17.4	\$0.0	\$17.4	\$40.6	\$17.4	\$40.6	\$23.2	\$48.7	\$0.0	\$0.0	\$0.0	\$216.9	\$161.0
3611	DIFUÓN POR RADIO, TELEVISIÓN Y OTRO	\$228.0	\$11.6	\$17.4	\$0.0	\$17.4	\$40.6	\$17.4	\$40.6	\$23.2	\$34.8	\$0.0	\$0.0	\$0.0	\$203.0	\$25.0
3612	INFORME DE GOBIER	\$150.0	\$0.0	\$0.0	\$0.0	\$0.0	\$0.0	\$0.0	\$0.0	\$0.0	\$13.9	\$0.0	\$0.0	\$0.0	\$13.9	\$136.0
3650	Servicios de la industria fílmica, del sonido y	\$241.5	\$23.2	\$23.2	\$23.2	\$0.0	\$0.0	\$0.0	\$0.0	\$0.0	\$23.2	\$0.0	\$0.0	\$0.0	\$92.8	\$148.7
3651	SERVICIOS DE LA INDUSTRIA FÍLMICA, I	\$241.5	\$23.2	\$23.2	\$23.2	\$0.0	\$0.0	\$0.0	\$0.0	\$0.0	\$23.2	\$0.0	\$0.0	\$0.0	\$92.8	\$148.7
3660	Servicios de creación y difusión de contenid	\$265.7	\$0.0	\$23.2	\$58.0	\$29.0	\$11.6	\$11.6	\$0.0	\$34.8	\$11.6	\$0.0	\$0.0	\$0.0	\$179.8	\$85.9
3661	SERVICIO DE CREACIÓN Y DIFUÓN DE C	\$265.7	\$0.0	\$23.2	\$58.0	\$29.0	\$11.6	\$11.6	\$0.0	\$34.8	\$11.6	\$0.0	\$0.0	\$0.0	\$179.8	\$85.9
3800	SERVICIOS OFICIALES	\$550.0	\$21.0	\$1.5	\$85.7	\$28.1	\$90.0	\$43.8	\$16.6	\$42.1	\$43.7	\$0.0	\$0.0	\$0.0	\$372.9	\$177.0
3810	Gastos ceremonial	\$190.0	\$0.1	\$0.5	\$16.0	\$1.8	\$23.2	\$13.0	\$4.2	\$30.7	\$38.2	\$0.0	\$0.0	\$0.0	\$128.2	\$61.7
3811	Gastos de ceremonial	\$190.0	\$0.1	\$0.5	\$16.0	\$1.8	\$23.2	\$13.0	\$4.2	\$30.7	\$38.2	\$0.0	\$0.0	\$0.0	\$128.2	\$61.7
3820	Gastos de orden social y cultural	\$360.0	\$20.8	\$1.0	\$69.7	\$26.2	\$66.8	\$30.8	\$12.3	\$11.3	\$5.4	\$0.0	\$0.0	\$0.0	\$244.6	\$115.3
3821	Gastos de orden social y cultural	\$360.0	\$20.8	\$1.0	\$69.7	\$26.2	\$66.8	\$30.8	\$12.3	\$11.3	\$5.4	\$0.0	\$0.0	\$0.0	\$244.6	\$115.3
5000	BIENES MUEBLES, INMUEBLES E IN	\$75.8	\$0.0	\$0.0	\$0.0	\$20.8	\$0.0	\$0.0	\$0.0	\$30.8	\$0.0	\$0.0	\$0.0	\$0.0	\$51.7	\$24.1
5100	MOBILIARIO Y EQUIPO DE ADMINISTRAC	\$24.1	\$0.0	\$0.0	\$0.0	\$0.0	\$0.0	\$0.0	\$0.0	\$0.0	\$0.0	\$0.0	\$0.0	\$0.0	\$0.0	\$24.1
5110	Muebles de oficina y estantería	\$24.1	\$0.0	\$0.0	\$0.0	\$0.0	\$0.0	\$0.0	\$0.0	\$0.0	\$0.0	\$0.0	\$0.0	\$0.0	\$0.0	\$24.1
5111	Muebles de oficina y estantería	\$24.1	\$0.0	\$0.0	\$0.0	\$0.0	\$0.0	\$0.0	\$0.0	\$0.0	\$0.0	\$0.0	\$0.0	\$0.0	\$0.0	\$24.1
5200	MOBILIARIO Y EQUIPO EDUCACIONAL Y	\$20.8	\$0.0	\$0.0	\$0.0	\$20.8	\$0.0	\$0.0	\$0.0	\$0.0	\$0.0	\$0.0	\$0.0	\$0.0	\$20.8	\$0.0
5230	Cámaras fotográficas y de video	\$20.8	\$0.0	\$0.0	\$0.0	\$20.8	\$0.0	\$0.0	\$0.0	\$0.0	\$0.0	\$0.0	\$0.0	\$0.0	\$20.8	\$0.0
5231	Cámaras fotográficas y de video	\$20.8	\$0.0	\$0.0	\$0.0	\$20.8	\$0.0	\$0.0	\$0.0	\$0.0	\$0.0	\$0.0	\$0.0	\$0.0	\$20.8	\$0.0
5600	MAQUINARIA, OTROS EQUIPOS Y HERRA	\$30.8	\$0.0	\$0.0	\$0.0	\$0.0	\$0.0	\$0.0	\$0.0	\$30.8	\$0.0	\$0.0	\$0.0	\$0.0	\$30.8	\$0.0
5660	Equipos de generación eléctrica, aparatos y	\$30.8	\$0.0	\$0.0	\$0.0	\$0.0	\$0.0	\$0.0	\$0.0	\$30.8	\$0.0	\$0.0	\$0.0	\$0.0	\$30.8	\$0.0
5661	Equipos de generación eléctrica, aparatos y	\$30.8	\$0.0	\$0.0	\$0.0	\$0.0	\$0.0	\$0.0	\$0.0	\$30.8	\$0.0	\$0.0	\$0.0	\$0.0	\$30.8	\$0.0
BANORTE RECURSOS FEDERA		\$5,580.9	\$245.4	\$299.3	\$417.0	\$340.6	\$409.3	\$324.5	\$397.5	\$467.4	\$452.4	\$0.0	\$0.0	\$0.0	\$3,353.7	\$2,227.1
A1006 TRANSPARENCIA																
1000	SERVICIOS PERSONALES	\$607.0	\$0.0	\$0.0	\$0.0	\$0.0	\$0.0	\$0.0	\$0.0	\$0.0	\$0.0	\$0.0	\$0.0	\$0.0	\$0.0	\$607.0
1100	REMUNERACIONES AL PERSONAL DE C/	\$517.0	\$0.0	\$0.0	\$0.0	\$0.0	\$0.0	\$0.0	\$0.0	\$0.0	\$0.0	\$0.0	\$0.0	\$0.0	\$0.0	\$517.0
1130	Sueldos base al personal permanente	\$517.0	\$0.0	\$0.0	\$0.0	\$0.0	\$0.0	\$0.0	\$0.0	\$0.0	\$0.0	\$0.0	\$0.0	\$0.0	\$0.0	\$517.0
1131	SUELDO BASE	\$517.0	\$0.0	\$0.0	\$0.0	\$0.0	\$0.0	\$0.0	\$0.0	\$0.0	\$0.0	\$0.0	\$0.0	\$0.0	\$0.0	\$517.0
1300	REMUNERACIONES ADICIONALES Y ESP	\$90.0	\$0.0	\$0.0	\$0.0	\$0.0	\$0.0	\$0.0	\$0.0	\$0.0	\$0.0	\$0.0	\$0.0	\$0.0	\$0.0	\$90.0
1320	Primas de vacaciones, dominical y gratificar	\$90.0	\$0.0	\$0.0	\$0.0	\$0.0	\$0.0	\$0.0	\$0.0	\$0.0	\$0.0	\$0.0	\$0.0	\$0.0	\$0.0	\$90.0
1321	PRIMA VACACIONAL	\$20.0	\$0.0	\$0.0	\$0.0	\$0.0	\$0.0	\$0.0	\$0.0	\$0.0	\$0.0	\$0.0	\$0.0	\$0.0	\$0.0	\$20.0
1323	GRATIFICACIÓN DE FIN DE AÑO	\$70.0	\$0.0	\$0.0	\$0.0	\$0.0	\$0.0	\$0.0	\$0.0	\$0.0	\$0.0	\$0.0	\$0.0	\$0.0	\$0.0	\$70.0
BANORTE RECURSOS FEDERA		\$607.0	\$0.0	\$0.0	\$0.0	\$0.0	\$0.0	\$0.0	\$0.0	\$0.0	\$0.0	\$0.0	\$0.0	\$0.0	\$0.0	\$607.0
A1009 TURISMO																
1000	SERVICIOS PERSONALES	\$5,815.0	\$387.5	\$457.5	\$506.7	\$490.0	\$587.7	\$527.8	\$553.3	\$563.3	\$517.8	\$0.0	\$0.0	\$0.0	\$4,592.1	\$1,222.8
1100	REMUNERACIONES AL PERSONAL DE C/	\$4,940.0	\$387.5	\$452.1	\$505.8	\$484.1	\$571.7	\$522.1	\$553.3	\$557.5	\$513.4	\$0.0	\$0.0	\$0.0	\$4,548.0	\$391.9
1130	Sueldos base al personal permanente	\$4,940.0	\$387.5	\$452.1	\$505.8	\$484.1	\$571.7	\$522.1	\$553.3	\$557.5	\$513.4	\$0.0	\$0.0	\$0.0	\$4,548.0	\$391.9



**ESTADO DE SAN LUIS POTOSÍ**  
**Analítico Mensual de Egresos Ejercidos por Fuente de Financiamiento al 30/sep./2019**  
**(Cuentas con Movimientos) F. Financiamiento: TES001**  
 (Cifras en miles de pesos)

Fecha y hora de Impresión	15/jun./2020 01:39 p. m.
---------------------------	-----------------------------

Page 14



Objeto del Gasto		Presupuesto Vigente	Ene	Feb	Mar	Abr	May	Jun	Jul	Ago	Sep	Oct	Nov	Dic	Total	Diferencia (Vigente - Total)
2730	Artículos deportivos	\$127.2	\$0.0	\$0.6	\$37.9	\$15.1	\$12.5	\$0.0	\$4.3	\$0.0	\$5.4	\$0.0	\$0.0	\$0.0	\$75.9	\$51.3
2731	Artículos deportivos	\$127.2	\$0.0	\$0.6	\$37.9	\$15.1	\$12.5	\$0.0	\$4.3	\$0.0	\$5.4	\$0.0	\$0.0	\$0.0	\$75.9	\$51.3
2740	Productos textiles	\$2.7	\$0.0	\$0.0	\$0.0	\$0.0	\$0.0	\$0.0	\$2.7	\$0.0	\$0.0	\$0.0	\$0.0	\$0.0	\$2.7	\$0.0
2741	Productos textiles	\$2.7	\$0.0	\$0.0	\$0.0	\$0.0	\$0.0	\$0.0	\$2.7	\$0.0	\$0.0	\$0.0	\$0.0	\$0.0	\$2.7	\$0.0
2900	HERRAMIENTAS, REFACCIONES Y ACCE:	\$130.0	\$0.0	\$43.6	\$4.7	\$13.6	\$9.9	\$21.8	\$2.1	\$6.2	\$0.2	\$0.0	\$0.0	\$0.0	\$102.4	\$27.5
2910	Herramientas menores	\$30.0	\$0.0	\$5.3	\$2.0	\$4.0	\$0.0	\$0.0	\$1.4	\$5.0	\$0.2	\$0.0	\$0.0	\$0.0	\$18.1	\$11.8
2911	HERRAMIENTAS MENORES	\$30.0	\$0.0	\$5.3	\$2.0	\$4.0	\$0.0	\$0.0	\$1.4	\$5.0	\$0.2	\$0.0	\$0.0	\$0.0	\$18.1	\$11.8
2920	Refacciones y accesorios menores de edific	\$20.0	\$0.0	\$0.8	\$2.7	\$4.9	\$0.0	\$0.0	\$0.6	\$0.7	\$0.0	\$0.0	\$0.0	\$0.0	\$9.9	\$10.0
2921	REFACCIONES Y ACCESORIOS MERES I	\$20.0	\$0.0	\$0.8	\$2.7	\$4.9	\$0.0	\$0.0	\$0.6	\$0.7	\$0.0	\$0.0	\$0.0	\$0.0	\$9.9	\$10.0
2940	Refacciones y accesorios menores de equi	\$10.0	\$0.0	\$0.0	\$0.0	\$4.6	\$0.8	\$0.0	\$0.0	\$0.4	\$0.0	\$0.0	\$0.0	\$0.0	\$5.9	\$4.0
2941	REFACCIONES Y ACCESORIOS MERES I	\$10.0	\$0.0	\$0.0	\$0.0	\$4.6	\$0.8	\$0.0	\$0.0	\$0.4	\$0.0	\$0.0	\$0.0	\$0.0	\$5.9	\$4.0
2960	Refacciones y accesorios menores de equi	\$70.0	\$0.0	\$37.4	\$0.0	\$0.0	\$9.0	\$21.8	\$0.0	\$0.0	\$0.0	\$0.0	\$0.0	\$0.0	\$68.4	\$1.5
2961	REFACCIONES Y ACCESORIOS MERES I	\$70.0	\$0.0	\$37.4	\$0.0	\$0.0	\$9.0	\$21.8	\$0.0	\$0.0	\$0.0	\$0.0	\$0.0	\$0.0	\$68.4	\$1.5
3000	SERVICIOS GENERALES	\$1,465.0	\$10.1	\$57.8	\$69.1	\$219.5	\$272.7	\$186.5	\$108.0	\$229.1	\$66.9	\$0.0	\$0.0	\$0.0	\$1,220.1	\$244.8
3100	SERVICIOS BÁSICOS	\$60.0	\$0.0	\$0.0	\$0.0	\$0.0	\$0.0	\$0.0	\$0.0	\$0.0	\$0.0	\$0.0	\$0.0	\$0.0	\$0.0	\$60.0
3170	Servicios de acceso a Internet, redes y proc	\$60.0	\$0.0	\$0.0	\$0.0	\$0.0	\$0.0	\$0.0	\$0.0	\$0.0	\$0.0	\$0.0	\$0.0	\$0.0	\$0.0	\$60.0
3171	Servicios de acceso de Internet, redes y prc	\$60.0	\$0.0	\$0.0	\$0.0	\$0.0	\$0.0	\$0.0	\$0.0	\$0.0	\$0.0	\$0.0	\$0.0	\$0.0	\$0.0	\$60.0
3200	SERVICIOS DE ARRENDAMIENTO	\$42.5	\$0.0	\$0.0	\$0.0	\$0.0	\$0.0	\$0.0	\$42.5	\$0.0	\$0.0	\$0.0	\$0.0	\$0.0	\$42.5	\$0.0
3220	Arrendamiento de edificios	\$39.0	\$0.0	\$0.0	\$0.0	\$0.0	\$0.0	\$0.0	\$39.0	\$0.0	\$0.0	\$0.0	\$0.0	\$0.0	\$39.0	\$0.0
3221	Arrendamiento de edificios	\$39.0	\$0.0	\$0.0	\$0.0	\$0.0	\$0.0	\$0.0	\$39.0	\$0.0	\$0.0	\$0.0	\$0.0	\$0.0	\$39.0	\$0.0
3250	Arrendamiento de equipo de transporte	\$3.4	\$0.0	\$0.0	\$0.0	\$0.0	\$0.0	\$0.0	\$3.4	\$0.0	\$0.0	\$0.0	\$0.0	\$0.0	\$3.4	\$0.0
3251	Arrendamiento de equipo de transporte	\$3.4	\$0.0	\$0.0	\$0.0	\$0.0	\$0.0	\$0.0	\$3.4	\$0.0	\$0.0	\$0.0	\$0.0	\$0.0	\$3.4	\$0.0
3300	SERVICIOS PROFESIONALES, CIENTÍFICI	\$57.4	\$0.0	\$0.0	\$0.0	\$0.0	\$0.0	\$0.0	\$0.0	\$0.0	\$0.0	\$0.0	\$0.0	\$0.0	\$0.0	\$57.4
3320	Servicios de diseño, arquitectura, ingeniería	\$57.4	\$0.0	\$0.0	\$0.0	\$0.0	\$0.0	\$0.0	\$0.0	\$0.0	\$0.0	\$0.0	\$0.0	\$0.0	\$0.0	\$57.4
3321	Servicios de diseño, arquitectura, ingeniería	\$57.4	\$0.0	\$0.0	\$0.0	\$0.0	\$0.0	\$0.0	\$0.0	\$0.0	\$0.0	\$0.0	\$0.0	\$0.0	\$0.0	\$57.4
3500	SERVICIOS DE INSTALACIÓN, REPARACI	\$120.0	\$0.0	\$39.2	\$0.0	\$0.9	\$11.3	\$12.1	\$0.0	\$0.0	\$0.0	\$0.0	\$0.0	\$0.0	\$63.6	\$56.3
3510	Conservación y mantenimiento menor de in	\$20.0	\$0.0	\$0.0	\$0.0	\$0.9	\$0.0	\$0.0	\$0.0	\$0.0	\$0.0	\$0.0	\$0.0	\$0.0	\$0.9	\$19.0
3511	CONSERVACIÓN Y MANTENIMIENTO ME	\$20.0	\$0.0	\$0.0	\$0.0	\$0.9	\$0.0	\$0.0	\$0.0	\$0.0	\$0.0	\$0.0	\$0.0	\$0.0	\$0.9	\$19.0
3550	Reparación y mantenimiento de equipo de t	\$100.0	\$0.0	\$39.2	\$0.0	\$0.0	\$11.3	\$12.1	\$0.0	\$0.0	\$0.0	\$0.0	\$0.0	\$0.0	\$62.6	\$37.3
3551	Reparación y mantenimiento de equipo de t	\$100.0	\$0.0	\$39.2	\$0.0	\$0.0	\$11.3	\$12.1	\$0.0	\$0.0	\$0.0	\$0.0	\$0.0	\$0.0	\$62.6	\$37.3
3600	SERVICIOS DE COMUNICACIÓN SOCIAL `	\$15.0	\$0.0	\$0.0	\$0.0	\$0.0	\$0.0	\$0.0	\$0.0	\$0.0	\$0.0	\$0.0	\$0.0	\$0.0	\$0.0	\$15.0
3650	Servicios de la industria fílmica, del sonido y	\$15.0	\$0.0	\$0.0	\$0.0	\$0.0	\$0.0	\$0.0	\$0.0	\$0.0	\$0.0	\$0.0	\$0.0	\$0.0	\$0.0	\$15.0
3651	SERVICIOS DE LA INDUSTRIA FÍLMICA, I	\$15.0	\$0.0	\$0.0	\$0.0	\$0.0	\$0.0	\$0.0	\$0.0	\$0.0	\$0.0	\$0.0	\$0.0	\$0.0	\$0.0	\$15.0
3700	Servicios de traslados y viáticos	\$15.0	\$0.0	\$0.0	\$0.0	\$0.0	\$0.0	\$0.0	\$0.0	\$0.0	\$0.0	\$0.0	\$0.0	\$0.0	\$0.0	\$15.0
3750	Viáticos en el país	\$15.0	\$0.0	\$0.0	\$0.0	\$0.0	\$0.0	\$0.0	\$0.0	\$0.0	\$0.0	\$0.0	\$0.0	\$0.0	\$0.0	\$15.0
3751	Viáticos en el país	\$15.0	\$0.0	\$0.0	\$0.0	\$0.0	\$0.0	\$0.0	\$0.0	\$0.0	\$0.0	\$0.0	\$0.0	\$0.0	\$0.0	\$15.0
3800	SERVICIOS OFICIALES	\$1,155.0	\$10.1	\$18.6	\$69.1	\$218.5	\$261.4	\$174.4	\$65.5	\$229.1	\$66.9	\$0.0	\$0.0	\$0.0	\$1,113.9	\$41.0
3810	Gastos ceremonial	\$170.0	\$0.0	\$1.8	\$2.8	\$0.0	\$0.0	\$39.6	\$20.8	\$65.1	\$19.7	\$0.0	\$0.0	\$0.0	\$150.0	\$19.9
3811	Gastos de ceremonial	\$170.0	\$0.0	\$1.8	\$2.8	\$0.0	\$0.0	\$39.6	\$20.8	\$65.1	\$19.7	\$0.0	\$0.0	\$0.0	\$150.0	\$19.9
3820	Gastos de orden social y cultural	\$985.0	\$10.1	\$16.8	\$66.3	\$218.5	\$261.4	\$134.7	\$44.7	\$164.0	\$47.2	\$0.0	\$0.0	\$0.0	\$963.9	\$21.0



Usr: SUPERVISOR  
Rep: rptAnalíticoPresupuestoEgresos\_PY\_FFM

MUNICIPIO DE VILLA DE REYES

ESTADO DE SAN LUÍS POTOSÍ  
Analítico Mensual de Egresos Ejercidos por Fuente de Financiamiento al 30/sep./2019  
(Cuentas con Movimientos) F. Financiamiento: TES001  
(Cifras en miles de pesos)

Fecha y 15/jun./2020  
hora de Impresión 01:39 p. m.

Objeto del Gasto		Presupuesto Vigente	Ene	Feb	Mar	Abr	May	Jun	Jul	Ago	Sep	Oct	Nov	Dic	Total	Diferencia (Vigente - Total)
3821	Gastos de orden social y cultural	\$985.0	\$10.1	\$16.8	\$66.3	\$218.5	\$261.4	\$134.7	\$44.7	\$164.0	\$47.2	\$0.0	\$0.0	\$0.0	\$963.9	\$21.0
5000	BIENES MUEBLES, INMUEBLES E IN	\$37.5	\$0.0	\$4.4	\$0.0	\$0.0	\$0.0	\$0.0	\$7.5	\$0.0	\$0.0	\$0.0	\$0.0	\$0.0	\$12.0	\$25.5
5200	MOBILIARIO Y EQUIPO EDUCACIONAL Y	\$30.0	\$0.0	\$4.4	\$0.0	\$0.0	\$0.0	\$0.0	\$0.0	\$0.0	\$0.0	\$0.0	\$0.0	\$0.0	\$4.4	\$25.5
5290	Otro mobiliario y equipo educacional y recre	\$30.0	\$0.0	\$4.4	\$0.0	\$0.0	\$0.0	\$0.0	\$0.0	\$0.0	\$0.0	\$0.0	\$0.0	\$0.0	\$4.4	\$25.5
5291	Otro mobiliario y equipo educacional y recre	\$30.0	\$0.0	\$4.4	\$0.0	\$0.0	\$0.0	\$0.0	\$0.0	\$0.0	\$0.0	\$0.0	\$0.0	\$0.0	\$4.4	\$25.5
5600	MAQUINARIA, OTROS EQUIPOS Y HERRA	\$7.5	\$0.0	\$0.0	\$0.0	\$0.0	\$0.0	\$0.0	\$7.5	\$0.0	\$0.0	\$0.0	\$0.0	\$0.0	\$7.5	\$0.0
5660	Equipos de generación eléctrica, aparatos y	\$7.5	\$0.0	\$0.0	\$0.0	\$0.0	\$0.0	\$0.0	\$7.5	\$0.0	\$0.0	\$0.0	\$0.0	\$0.0	\$7.5	\$0.0
5661	Equipos de generación eléctrica, aparatos y	\$7.5	\$0.0	\$0.0	\$0.0	\$0.0	\$0.0	\$0.0	\$7.5	\$0.0	\$0.0	\$0.0	\$0.0	\$0.0	\$7.5	\$0.0
BANORTE RECURSOS FEDERA		\$9,161.1	\$446.3	\$708.6	\$763.1	\$882.4	\$1,045.2	\$916.2	\$914.4	\$1,054.8	\$727.5	\$0.0	\$0.0	\$0.0	\$7,458.9	\$1,702.2
A1010 DESARROLLO TECNOLOGICO																
5000	BIENES MUEBLES, INMUEBLES E IN	\$345.0	\$267.4	\$8.9	\$0.0	\$0.0	\$0.0	\$0.0	\$12.8	\$33.6	\$22.9	\$0.0	\$0.0	\$0.0	\$345.9	-\$0.9
5100	MOBILIARIO Y EQUIPO DE ADMINISTRAC	\$345.0	\$267.4	\$8.9	\$0.0	\$0.0	\$0.0	\$0.0	\$12.8	\$33.6	\$22.9	\$0.0	\$0.0	\$0.0	\$345.9	-\$0.9
5150	Equipos de cómputo y de tecnologías de la	\$345.0	\$267.4	\$8.9	\$0.0	\$0.0	\$0.0	\$0.0	\$12.8	\$33.6	\$22.9	\$0.0	\$0.0	\$0.0	\$345.9	-\$0.9
5151	EQUIPO DE CÓMPUTO Y DE TECNOLOG	\$345.0	\$267.4	\$8.9	\$0.0	\$0.0	\$0.0	\$0.0	\$12.8	\$33.6	\$22.9	\$0.0	\$0.0	\$0.0	\$345.9	-\$0.9
BANORTE RECURSOS FEDERA		\$345.0	\$267.4	\$8.9	\$0.0	\$0.0	\$0.0	\$0.0	\$12.8	\$33.6	\$22.9	\$0.0	\$0.0	\$0.0	\$345.9	-\$0.9
A1011 ORGANISMO DE AGUA POTABLE																
4000	TRANSFERENCIAS, ASIGNACIONES,	\$554.9	\$11.8	\$133.6	\$0.0	\$0.0	\$0.0	\$99.5	\$102.0	\$0.0	\$0.0	\$0.0	\$0.0	\$0.0	\$347.0	\$207.8
4100	TRANSFERENCIAS INTERNAS Y ASIGNAC	\$554.9	\$11.8	\$133.6	\$0.0	\$0.0	\$0.0	\$99.5	\$102.0	\$0.0	\$0.0	\$0.0	\$0.0	\$0.0	\$347.0	\$207.8
4150	Transferencia internas otorgadas a entidade	\$554.9	\$11.8	\$133.6	\$0.0	\$0.0	\$0.0	\$99.5	\$102.0	\$0.0	\$0.0	\$0.0	\$0.0	\$0.0	\$347.0	\$207.8
4152	TRANSFERENCIAS CORRIENTES A ORG	\$554.9	\$11.8	\$133.6	\$0.0	\$0.0	\$0.0	\$99.5	\$102.0	\$0.0	\$0.0	\$0.0	\$0.0	\$0.0	\$347.0	\$207.8
BANORTE RECURSOS FEDERA		\$554.9	\$11.8	\$133.6	\$0.0	\$0.0	\$0.0	\$99.5	\$102.0	\$0.0	\$0.0	\$0.0	\$0.0	\$0.0	\$347.0	\$207.8
A1012 D.I.F.MPAL.																
4000	TRANSFERENCIAS, ASIGNACIONES,	\$5,100.0	\$41.7	\$373.8	\$145.3	\$110.2	\$173.6	\$76.0	\$153.9	\$2,160.8	\$518.6	\$0.0	\$0.0	\$0.0	\$3,754.2	\$1,345.7
4100	TRANSFERENCIAS INTERNAS Y ASIGNAC	\$5,100.0	\$41.7	\$373.8	\$145.3	\$110.2	\$173.6	\$76.0	\$153.9	\$2,160.8	\$518.6	\$0.0	\$0.0	\$0.0	\$3,754.2	\$1,345.7
4150	Transferencia internas otorgadas a entidade	\$5,100.0	\$41.7	\$373.8	\$145.3	\$110.2	\$173.6	\$76.0	\$153.9	\$2,160.8	\$518.6	\$0.0	\$0.0	\$0.0	\$3,754.2	\$1,345.7
4152	TRANSFERENCIAS CORRIENTES A ORG	\$5,100.0	\$41.7	\$373.8	\$145.3	\$110.2	\$173.6	\$76.0	\$153.9	\$2,160.8	\$518.6	\$0.0	\$0.0	\$0.0	\$3,754.2	\$1,345.7
BANORTE RECURSOS FEDERA		\$5,100.0	\$41.7	\$373.8	\$145.3	\$110.2	\$173.6	\$76.0	\$153.9	\$2,160.8	\$518.6	\$0.0	\$0.0	\$0.0	\$3,754.2	\$1,345.7
F1001 ADEFAS																
9000	DEUDA PÚBLICA	\$10,000.0	\$2,672.4	\$3,168.7	\$1,292.0	\$116.0	\$76.7	\$11.0	\$99.7	\$20.6	\$29.0	\$0.0	\$0.0	\$0.0	\$7,486.5	\$2,513.4
9900	ADEUDOS DE EJERCICIOS FISCALES AN	\$10,000.0	\$2,672.4	\$3,168.7	\$1,292.0	\$116.0	\$76.7	\$11.0	\$99.7	\$20.6	\$29.0	\$0.0	\$0.0	\$0.0	\$7,486.5	\$2,513.4
9910	ADEFAS	\$10,000.0	\$2,672.4	\$3,168.7	\$1,292.0	\$116.0	\$76.7	\$11.0	\$99.7	\$20.6	\$29.0	\$0.0	\$0.0	\$0.0	\$7,486.5	\$2,513.4
9911	ADEFAS	\$10,000.0	\$2,672.4	\$3,168.7	\$1,292.0	\$116.0	\$76.7	\$11.0	\$99.7	\$20.6	\$29.0	\$0.0	\$0.0	\$0.0	\$7,486.5	\$2,513.4
BANORTE RECURSOS FEDERA		\$10,000.0	\$2,672.4	\$3,168.7	\$1,292.0	\$116.0	\$76.7	\$11.0	\$99.7	\$20.6	\$29.0	\$0.0	\$0.0	\$0.0	\$7,486.5	\$2,513.4
P1001 PENSIONES Y JUBILACIONES																

Objeto del Gasto		Presupuesto Vigente	Ene	Feb	Mar	Abr	May	Jun	Jul	Ago	Sep	Oct	Nov	Dic	Total	Diferencia (Vigente - Total)
4000	TRANSFERENCIAS, ASIGNACIONES,	\$2,635.4	\$178.0	\$178.0	\$178.0	\$175.5	\$173.1	\$173.1	\$236.5	\$181.8	\$181.8	\$0.0	\$0.0	\$0.0	\$1,656.1	\$979.2
4500	PENSIONES Y JUBILACIONES	\$2,635.4	\$178.0	\$178.0	\$178.0	\$175.5	\$173.1	\$173.1	\$236.5	\$181.8	\$181.8	\$0.0	\$0.0	\$0.0	\$1,656.1	\$979.2
4510	Pensiones	\$2,635.4	\$178.0	\$178.0	\$178.0	\$175.5	\$173.1	\$173.1	\$236.5	\$181.8	\$181.8	\$0.0	\$0.0	\$0.0	\$1,656.1	\$979.2
4511	PENSIONES	\$2,635.4	\$178.0	\$178.0	\$178.0	\$175.5	\$173.1	\$173.1	\$236.5	\$181.8	\$181.8	\$0.0	\$0.0	\$0.0	\$1,656.1	\$979.2
BANORTE RECURSOS FEDERALES		\$2,635.4	\$178.0	\$178.0	\$178.0	\$175.5	\$173.1	\$173.1	\$236.5	\$181.8	\$181.8	\$0.0	\$0.0	\$0.0	\$1,656.1	\$979.2
S1001 SALUD A LA PERSONA																
4000	TRANSFERENCIAS, ASIGNACIONES,	\$1,730.0	\$41.9	\$172.9	\$253.8	\$151.3	\$258.5	\$174.2	\$246.2	\$218.2	\$209.3	\$0.0	\$0.0	\$0.0	\$1,726.7	\$3.2
4400	AYUDAS SOCIALES	\$1,730.0	\$41.9	\$172.9	\$253.8	\$151.3	\$258.5	\$174.2	\$246.2	\$218.2	\$209.3	\$0.0	\$0.0	\$0.0	\$1,726.7	\$3.2
4410	Ayudas sociales a personas	\$1,730.0	\$41.9	\$172.9	\$253.8	\$151.3	\$258.5	\$174.2	\$246.2	\$218.2	\$209.3	\$0.0	\$0.0	\$0.0	\$1,726.7	\$3.2
4411	Ayudas sociales a personas	\$1,730.0	\$41.9	\$172.9	\$253.8	\$151.3	\$258.5	\$174.2	\$246.2	\$218.2	\$209.3	\$0.0	\$0.0	\$0.0	\$1,726.7	\$3.2
BANORTE RECURSOS FEDERALES		\$1,730.0	\$41.9	\$172.9	\$253.8	\$151.3	\$258.5	\$174.2	\$246.2	\$218.2	\$209.3	\$0.0	\$0.0	\$0.0	\$1,726.7	\$3.2
S1002 AYUDA EN DEPORTE																
4000	TRANSFERENCIAS, ASIGNACIONES,	\$100.0	\$0.0	\$0.0	\$0.0	\$0.0	\$0.0	\$0.0	\$51.9	\$7.0	\$38.2	\$0.0	\$0.0	\$0.0	\$97.2	\$2.7
4400	AYUDAS SOCIALES	\$100.0	\$0.0	\$0.0	\$0.0	\$0.0	\$0.0	\$0.0	\$51.9	\$7.0	\$38.2	\$0.0	\$0.0	\$0.0	\$97.2	\$2.7
4410	Ayudas sociales a personas	\$100.0	\$0.0	\$0.0	\$0.0	\$0.0	\$0.0	\$0.0	\$51.9	\$7.0	\$38.2	\$0.0	\$0.0	\$0.0	\$97.2	\$2.7
4411	Ayudas sociales a personas	\$100.0	\$0.0	\$0.0	\$0.0	\$0.0	\$0.0	\$0.0	\$51.9	\$7.0	\$38.2	\$0.0	\$0.0	\$0.0	\$97.2	\$2.7
BANORTE RECURSOS FEDERALES		\$100.0	\$0.0	\$0.0	\$0.0	\$0.0	\$0.0	\$0.0	\$51.9	\$7.0	\$38.2	\$0.0	\$0.0	\$0.0	\$97.2	\$2.7
S1003 AYUDA EN CULTURA																
4000	TRANSFERENCIAS, ASIGNACIONES,	\$50.0	\$0.0	\$0.0	\$0.0	\$0.0	\$0.0	\$0.0	\$4.7	\$0.0	\$0.0	\$0.0	\$0.0	\$0.0	\$4.7	\$45.3
4400	AYUDAS SOCIALES	\$50.0	\$0.0	\$0.0	\$0.0	\$0.0	\$0.0	\$0.0	\$4.7	\$0.0	\$0.0	\$0.0	\$0.0	\$0.0	\$4.7	\$45.3
4410	Ayudas sociales a personas	\$50.0	\$0.0	\$0.0	\$0.0	\$0.0	\$0.0	\$0.0	\$4.7	\$0.0	\$0.0	\$0.0	\$0.0	\$0.0	\$4.7	\$45.3
4411	Ayudas sociales a personas	\$50.0	\$0.0	\$0.0	\$0.0	\$0.0	\$0.0	\$0.0	\$4.7	\$0.0	\$0.0	\$0.0	\$0.0	\$0.0	\$4.7	\$45.3
BANORTE RECURSOS FEDERALES		\$50.0	\$0.0	\$0.0	\$0.0	\$0.0	\$0.0	\$0.0	\$4.7	\$0.0	\$0.0	\$0.0	\$0.0	\$0.0	\$4.7	\$45.3
S1004 ASUNTOS RELIGIOSOS Y OTRAS MANIFESTACIONES SOCIALES																
4000	TRANSFERENCIAS, ASIGNACIONES,	\$250.0	\$0.0	\$0.0	\$42.4	\$53.4	\$34.7	\$80.4	\$12.0	\$0.0	\$16.8	\$0.0	\$0.0	\$0.0	\$240.0	\$9.9
4400	AYUDAS SOCIALES	\$250.0	\$0.0	\$0.0	\$42.4	\$53.4	\$34.7	\$80.4	\$12.0	\$0.0	\$16.8	\$0.0	\$0.0	\$0.0	\$240.0	\$9.9
4450	Ayudas sociales a instituciones sin fines de	\$250.0	\$0.0	\$0.0	\$42.4	\$53.4	\$34.7	\$80.4	\$12.0	\$0.0	\$16.8	\$0.0	\$0.0	\$0.0	\$240.0	\$9.9
4451	AYUDAS SOCIALES A INSTITUCIONES N	\$250.0	\$0.0	\$0.0	\$42.4	\$53.4	\$34.7	\$80.4	\$12.0	\$0.0	\$16.8	\$0.0	\$0.0	\$0.0	\$240.0	\$9.9
BANORTE RECURSOS FEDERALES		\$250.0	\$0.0	\$0.0	\$42.4	\$53.4	\$34.7	\$80.4	\$12.0	\$0.0	\$16.8	\$0.0	\$0.0	\$0.0	\$240.0	\$9.9
S1005 AYUDA EN EDUCACION BASICA																
4000	TRANSFERENCIAS, ASIGNACIONES,	\$2,850.0	\$110.2	\$208.6	\$148.2	\$122.3	\$259.5	\$60.6	\$176.2	\$1,606.6	\$147.3	\$0.0	\$0.0	\$0.0	\$2,839.7	\$10.2
4400	AYUDAS SOCIALES	\$2,850.0	\$110.2	\$208.6	\$148.2	\$122.3	\$259.5	\$60.6	\$176.2	\$1,606.6	\$147.3	\$0.0	\$0.0	\$0.0	\$2,839.7	\$10.2
4430	Ayudas sociales a instituciones de enseñan	\$2,850.0	\$110.2	\$208.6	\$148.2	\$122.3	\$259.5	\$60.6	\$176.2	\$1,606.6	\$147.3	\$0.0	\$0.0	\$0.0	\$2,839.7	\$10.2
4431	AYUDAS SOCIALES A INSTITUCIONES D	\$2,850.0	\$110.2	\$208.6	\$148.2	\$122.3	\$259.5	\$60.6	\$176.2	\$1,606.6	\$147.3	\$0.0	\$0.0	\$0.0	\$2,839.7	\$10.2



Usr: SUPERVISOR  
Rep: rptAnalíticoPresupuestoEgresos\_PY\_FFM

MUNICIPIO DE VILLA DE REYES

ESTADO DE SAN LUÍS POTOSÍ  
Analítico Mensual de Egresos Ejercidos por Fuente de Financiamiento al 30/sep./2019  
(Cuentas con Movimientos) F. Financiamiento: TES001  
(Cifras en miles de pesos)

Fecha y 15/jun./2020  
hora de Impresión 01:39 p. m.

Objeto del Gasto		Presupuesto Vigente	Ene	Feb	Mar	Abr	May	Jun	Jul	Ago	Sep	Oct	Nov	Dic	Total	Diferencia (Vigente - Total)
BANORTE RECURSOS FEDERA		\$2,850.0	\$110.2	\$208.6	\$148.2	\$122.3	\$259.5	\$60.6	\$176.2	\$1,606.6	\$147.3	\$0.0	\$0.0	\$0.0	\$2,839.7	\$10.2
S1006 AYUDA EN EDUCACION MEDIA																
4000	TRANSFERENCIAS, ASIGNACIONES,	\$400.0	\$29.0	\$58.5	\$20.2	\$58.0	\$79.7	\$5.7	\$19.4	\$19.4	\$11.4	\$0.0	\$0.0	\$0.0	\$301.6	\$98.3
4400	AYUDAS SOCIALES	\$400.0	\$29.0	\$58.5	\$20.2	\$58.0	\$79.7	\$5.7	\$19.4	\$19.4	\$11.4	\$0.0	\$0.0	\$0.0	\$301.6	\$98.3
4430	Ayudas sociales a instituciones de enseñan	\$400.0	\$29.0	\$58.5	\$20.2	\$58.0	\$79.7	\$5.7	\$19.4	\$19.4	\$11.4	\$0.0	\$0.0	\$0.0	\$301.6	\$98.3
4431	AYUDAS SOCIALES A INSTITUCIONES D	\$400.0	\$29.0	\$58.5	\$20.2	\$58.0	\$79.7	\$5.7	\$19.4	\$19.4	\$11.4	\$0.0	\$0.0	\$0.0	\$301.6	\$98.3
BANORTE RECURSOS FEDERA		\$400.0	\$29.0	\$58.5	\$20.2	\$58.0	\$79.7	\$5.7	\$19.4	\$19.4	\$11.4	\$0.0	\$0.0	\$0.0	\$301.6	\$98.3
S1007 AYUDA EN EDUCACION SUPERIOR																
4000	TRANSFERENCIAS, ASIGNACIONES,	\$150.0	\$94.1	\$0.0	\$0.0	\$0.0	\$0.0	\$0.0	\$19.0	\$0.0	\$0.0	\$0.0	\$0.0	\$0.0	\$113.1	\$36.8
4400	AYUDAS SOCIALES	\$150.0	\$94.1	\$0.0	\$0.0	\$0.0	\$0.0	\$0.0	\$19.0	\$0.0	\$0.0	\$0.0	\$0.0	\$0.0	\$113.1	\$36.8
4430	Ayudas sociales a instituciones de enseñan	\$150.0	\$94.1	\$0.0	\$0.0	\$0.0	\$0.0	\$0.0	\$19.0	\$0.0	\$0.0	\$0.0	\$0.0	\$0.0	\$113.1	\$36.8
4431	AYUDAS SOCIALES A INSTITUCIONES D	\$150.0	\$94.1	\$0.0	\$0.0	\$0.0	\$0.0	\$0.0	\$19.0	\$0.0	\$0.0	\$0.0	\$0.0	\$0.0	\$113.1	\$36.8
BANORTE RECURSOS FEDERA		\$150.0	\$94.1	\$0.0	\$0.0	\$0.0	\$0.0	\$0.0	\$19.0	\$0.0	\$0.0	\$0.0	\$0.0	\$0.0	\$113.1	\$36.8
S1012 AYUDA A GRUPOS VULNERABLES																
4000	TRANSFERENCIAS, ASIGNACIONES,	\$600.0	\$5.0	\$8.6	\$7.0	\$75.0	\$69.5	\$179.8	\$6.6	\$151.2	\$80.3	\$0.0	\$0.0	\$0.0	\$583.3	\$16.6
4400	AYUDAS SOCIALES	\$600.0	\$5.0	\$8.6	\$7.0	\$75.0	\$69.5	\$179.8	\$6.6	\$151.2	\$80.3	\$0.0	\$0.0	\$0.0	\$583.3	\$16.6
4410	Ayudas sociales a personas	\$600.0	\$5.0	\$8.6	\$7.0	\$75.0	\$69.5	\$179.8	\$6.6	\$151.2	\$80.3	\$0.0	\$0.0	\$0.0	\$583.3	\$16.6
4411	Ayudas sociales a personas	\$600.0	\$5.0	\$8.6	\$7.0	\$75.0	\$69.5	\$179.8	\$6.6	\$151.2	\$80.3	\$0.0	\$0.0	\$0.0	\$583.3	\$16.6
BANORTE RECURSOS FEDERA		\$600.0	\$5.0	\$8.6	\$7.0	\$75.0	\$69.5	\$179.8	\$6.6	\$151.2	\$80.3	\$0.0	\$0.0	\$0.0	\$583.3	\$16.6
S1013 AYUDA EN ASISTENCIA SOCIAL																
4000	TRANSFERENCIAS, ASIGNACIONES,	\$1,000.0	\$81.4	\$95.9	\$96.5	\$92.7	\$241.5	\$0.0	\$127.5	\$161.5	\$81.9	\$0.0	\$0.0	\$0.0	\$978.9	\$21.1
4400	AYUDAS SOCIALES	\$1,000.0	\$81.4	\$95.9	\$96.5	\$92.7	\$241.5	\$0.0	\$127.5	\$161.5	\$81.9	\$0.0	\$0.0	\$0.0	\$978.9	\$21.1
4410	Ayudas sociales a personas	\$1,000.0	\$81.4	\$95.9	\$96.5	\$92.7	\$241.5	\$0.0	\$127.5	\$161.5	\$81.9	\$0.0	\$0.0	\$0.0	\$978.9	\$21.1
4411	Ayudas sociales a personas	\$1,000.0	\$81.4	\$95.9	\$96.5	\$92.7	\$241.5	\$0.0	\$127.5	\$161.5	\$81.9	\$0.0	\$0.0	\$0.0	\$978.9	\$21.1
BANORTE RECURSOS FEDERA		\$1,000.0	\$81.4	\$95.9	\$96.5	\$92.7	\$241.5	\$0.0	\$127.5	\$161.5	\$81.9	\$0.0	\$0.0	\$0.0	\$978.9	\$21.1
S1014 OTROS ASUNTOS SOCIALES																
4000	TRANSFERENCIAS, ASIGNACIONES,	\$670.0	\$0.0	\$23.5	\$14.1	\$22.5	\$57.7	\$7.1	\$10.8	\$47.7	\$419.9	\$0.0	\$0.0	\$0.0	\$603.6	\$66.3
4400	AYUDAS SOCIALES	\$670.0	\$0.0	\$23.5	\$14.1	\$22.5	\$57.7	\$7.1	\$10.8	\$47.7	\$419.9	\$0.0	\$0.0	\$0.0	\$603.6	\$66.3
4410	Ayudas sociales a personas	\$670.0	\$0.0	\$23.5	\$14.1	\$22.5	\$57.7	\$7.1	\$10.8	\$47.7	\$419.9	\$0.0	\$0.0	\$0.0	\$603.6	\$66.3
4411	Ayudas sociales a personas	\$670.0	\$0.0	\$23.5	\$14.1	\$22.5	\$57.7	\$7.1	\$10.8	\$47.7	\$419.9	\$0.0	\$0.0	\$0.0	\$603.6	\$66.3
BANORTE RECURSOS FEDERA		\$670.0	\$0.0	\$23.5	\$14.1	\$22.5	\$57.7	\$7.1	\$10.8	\$47.7	\$419.9	\$0.0	\$0.0	\$0.0	\$603.6	\$66.3
T1501 ETAPA 1 REMEDIACION DEL RELLENO SANITARIA MUNICIPAL,LOC.VILLA DE REYES,MUNICIPIO DE VILLA																

MUNICIPIO DE VILLA DE REYES																
ESTADO DE SAN LUIS POTOSÍ																
Analítico Mensual de Egresos Ejercidos por Fuente de Financiamiento al 30/sep./2019																
(Cuentas con Movimientos) F. Financiamiento: TES001																
(Cifras en miles de pesos)																
Fecha y 15/jun./2020																
hora de Impresión 01:39 p. m.																
Usr: SUPERVISOR																
Rep: rptAnalíticoPresupuestoEgresos_PY_FFM																
Objeto del Gasto		Presupuesto Vigente	Ene	Feb	Mar	Abr	May	Jun	Jul	Ago	Sep	Oct	Nov	Dic	Total	Diferencia (Vigente - Total)
6000	INVERSIÓN PÚBLICA	\$2,402.6	\$0.0	\$0.0	\$0.0	\$1,067.2	\$752.6	\$582.8	\$0.0	\$0.0	\$0.0	\$0.0	\$0.0	\$0.0	\$2,402.6	\$0.0
6100	OBRA PÚBLICA EN BIENES DE DOMINIO	\$2,402.6	\$0.0	\$0.0	\$0.0	\$1,067.2	\$752.6	\$582.8	\$0.0	\$0.0	\$0.0	\$0.0	\$0.0	\$0.0	\$2,402.6	\$0.0
6130	Construcción de obras para el abastecimier	\$2,402.6	\$0.0	\$0.0	\$0.0	\$1,067.2	\$752.6	\$582.8	\$0.0	\$0.0	\$0.0	\$0.0	\$0.0	\$0.0	\$2,402.6	\$0.0
6131	CONSTRUCCIÓN DE OBRAS PARA EL AF	\$2,402.6	\$0.0	\$0.0	\$0.0	\$1,067.2	\$752.6	\$582.8	\$0.0	\$0.0	\$0.0	\$0.0	\$0.0	\$0.0	\$2,402.6	\$0.0
BANORTE RECURSOS FEDERA		\$2,402.6	\$0.0	\$0.0	\$0.0	\$1,067.2	\$752.6	\$582.8	\$0.0	\$0.0	\$0.0	\$0.0	\$0.0	\$0.0	\$2,402.6	\$0.0
T1701 PAVIMENTACION CON CONCRETO HIDRAULICO DE CALLE FRANCISCO VILLA,EN LA LOCALIDAD DE SAU																
6000	INVERSIÓN PÚBLICA	\$2,634.3	\$0.0	\$0.0	\$0.0	\$2,634.3	\$0.0	\$0.0	\$0.0	\$0.0	\$0.0	\$0.0	\$0.0	\$0.0	\$2,634.3	\$0.0
6100	OBRA PÚBLICA EN BIENES DE DOMINIO	\$2,634.3	\$0.0	\$0.0	\$0.0	\$2,634.3	\$0.0	\$0.0	\$0.0	\$0.0	\$0.0	\$0.0	\$0.0	\$0.0	\$2,634.3	\$0.0
6140	División de terrenos y construcción de obra:	\$2,634.3	\$0.0	\$0.0	\$0.0	\$2,634.3	\$0.0	\$0.0	\$0.0	\$0.0	\$0.0	\$0.0	\$0.0	\$0.0	\$2,634.3	\$0.0
6141	DIVIÓN DE TERRES Y CONSTRUCCIÓN I	\$2,634.3	\$0.0	\$0.0	\$0.0	\$2,634.3	\$0.0	\$0.0	\$0.0	\$0.0	\$0.0	\$0.0	\$0.0	\$0.0	\$2,634.3	\$0.0
BANORTE RECURSOS FEDERA		\$2,634.3	\$0.0	\$0.0	\$0.0	\$2,634.3	\$0.0	\$0.0	\$0.0	\$0.0	\$0.0	\$0.0	\$0.0	\$0.0	\$2,634.3	\$0.0
T1702 PAVIMENTACION CON CONCRETO HIDRAULICO EN CIRCUITO DE CALLE MIGUEL HIDALGO,LOC.SOCAVC																
6000	INVERSIÓN PÚBLICA	\$1,934.7	\$0.0	\$0.0	\$0.0	\$1,934.7	\$0.0	\$0.0	\$0.0	\$0.0	\$0.0	\$0.0	\$0.0	\$0.0	\$1,934.7	\$0.0
6100	OBRA PÚBLICA EN BIENES DE DOMINIO	\$1,934.7	\$0.0	\$0.0	\$0.0	\$1,934.7	\$0.0	\$0.0	\$0.0	\$0.0	\$0.0	\$0.0	\$0.0	\$0.0	\$1,934.7	\$0.0
6140	División de terrenos y construcción de obra:	\$1,934.7	\$0.0	\$0.0	\$0.0	\$1,934.7	\$0.0	\$0.0	\$0.0	\$0.0	\$0.0	\$0.0	\$0.0	\$0.0	\$1,934.7	\$0.0
6141	DIVIÓN DE TERRES Y CONSTRUCCIÓN I	\$1,934.7	\$0.0	\$0.0	\$0.0	\$1,934.7	\$0.0	\$0.0	\$0.0	\$0.0	\$0.0	\$0.0	\$0.0	\$0.0	\$1,934.7	\$0.0
BANORTE RECURSOS FEDERA		\$1,934.7	\$0.0	\$0.0	\$0.0	\$1,934.7	\$0.0	\$0.0	\$0.0	\$0.0	\$0.0	\$0.0	\$0.0	\$0.0	\$1,934.7	\$0.0
T1703 CONSTRUCCION DE PAVIMENTO HIDRAULICO EN CIRCUITO DE CALLE HIDALGO Y GRACIANO SANCHEZ																
6000	INVERSIÓN PÚBLICA	\$1,707.4	\$0.0	\$0.0	\$0.0	\$0.0	\$1,707.4	\$0.0	\$0.0	\$0.0	\$0.0	\$0.0	\$0.0	\$0.0	\$1,707.4	\$0.0
6100	OBRA PÚBLICA EN BIENES DE DOMINIO	\$1,707.4	\$0.0	\$0.0	\$0.0	\$0.0	\$1,707.4	\$0.0	\$0.0	\$0.0	\$0.0	\$0.0	\$0.0	\$0.0	\$1,707.4	\$0.0
6140	División de terrenos y construcción de obra:	\$1,707.4	\$0.0	\$0.0	\$0.0	\$0.0	\$1,707.4	\$0.0	\$0.0	\$0.0	\$0.0	\$0.0	\$0.0	\$0.0	\$1,707.4	\$0.0
6141	DIVIÓN DE TERRES Y CONSTRUCCIÓN I	\$1,707.4	\$0.0	\$0.0	\$0.0	\$0.0	\$1,707.4	\$0.0	\$0.0	\$0.0	\$0.0	\$0.0	\$0.0	\$0.0	\$1,707.4	\$0.0
BANORTE RECURSOS FEDERA		\$1,707.4	\$0.0	\$0.0	\$0.0	\$0.0	\$1,707.4	\$0.0	\$0.0	\$0.0	\$0.0	\$0.0	\$0.0	\$0.0	\$1,707.4	\$0.0
T1801 ADQUISICION DE TRACTOR AGRICOLA NUEVO MARCA MAHINDRA MODELO 6060 4WD DOBLE TRACCION																
6000	INVERSIÓN PÚBLICA	\$450.0	\$0.0	\$0.0	\$0.0	\$0.0	\$450.0	\$0.0	\$0.0	\$0.0	\$0.0	\$0.0	\$0.0	\$0.0	\$450.0	\$0.0
6300	PROYECTOS PRODUCTIVOS Y ACCIONE\$	\$450.0	\$0.0	\$0.0	\$0.0	\$0.0	\$450.0	\$0.0	\$0.0	\$0.0	\$0.0	\$0.0	\$0.0	\$0.0	\$450.0	\$0.0
6320	Ejecucion de proyectos productivos no inclu	\$450.0	\$0.0	\$0.0	\$0.0	\$0.0	\$450.0	\$0.0	\$0.0	\$0.0	\$0.0	\$0.0	\$0.0	\$0.0	\$450.0	\$0.0
6324	PROYECTOS PRODUCTIVOS Y ACCIONE	\$450.0	\$0.0	\$0.0	\$0.0	\$0.0	\$450.0	\$0.0	\$0.0	\$0.0	\$0.0	\$0.0	\$0.0	\$0.0	\$450.0	\$0.0
BANORTE RECURSOS FEDERA		\$450.0	\$0.0	\$0.0	\$0.0	\$0.0	\$450.0	\$0.0	\$0.0	\$0.0	\$0.0	\$0.0	\$0.0	\$0.0	\$450.0	\$0.0
T2001 MEJORAMIENTO DE ALUMBRADO PUBLICO EXISTENTE,SUSTITUCION DE LAMPARAS COVENCIONALES F																
6000	INVERSIÓN PÚBLICA	\$1,254.7	\$0.0	\$0.0	\$0.0	\$0.0	\$0.0	\$0.0	\$1,254.7	\$0.0	\$0.0	\$0.0	\$0.0	\$0.0	\$1,254.7	\$0.0
6100	OBRA PÚBLICA EN BIENES DE DOMINIO	\$1,254.7	\$0.0	\$0.0	\$0.0	\$0.0	\$0.0	\$0.0	\$1,254.7	\$0.0	\$0.0	\$0.0	\$0.0	\$0.0	\$1,254.7	\$0.0
6130	Construcción de obras para el abastecimier	\$1,254.7	\$0.0	\$0.0	\$0.0	\$0.0	\$0.0	\$0.0	\$1,254.7	\$0.0	\$0.0	\$0.0	\$0.0	\$0.0	\$1,254.7	\$0.0
6131	CONSTRUCCIÓN DE OBRAS PARA EL AF	\$1,254.7	\$0.0	\$0.0	\$0.0	\$0.0	\$0.0	\$0.0	\$1,254.7	\$0.0	\$0.0	\$0.0	\$0.0	\$0.0	\$1,254.7	\$0.0



Usr: SUPERVISOR  
Rep: rptAnalíticoPresupuestoEgresos\_PY\_FFM

# MUNICIPIO DE VILLA DE REYES

ESTADO DE SAN LUÍS POTOSÍ  
Analítico Mensual de Egresos Ejercidos por Fuente de Financiamiento al 30/sep./2019  
(Cuentas con Movimientos) F. Financiamiento: TES001  
(Cifras en miles de pesos)

Fecha y 15/jun./2020  
hora de Impresión 01:39 p. m.

Objeto del Gasto		Presupuesto Vigente	Ene	Feb	Mar	Abr	May	Jun	Jul	Ago	Sep	Oct	Nov	Dic	Total	Diferencia (Vigente - Total)
BANORTE RECURSOS FEDERA		\$1,254.7	\$0.0	\$0.0	\$0.0	\$0.0	\$0.0	\$0.0	\$1,254.7	\$0.0	\$0.0	\$0.0	\$0.0	\$0.0	\$1,254.7	\$0.0
T2002 MEJORAMIENTO DE ALUMBRADO PUBLICO EXISTENTE,SUSTITUCION DE LAMPARAS CONVENCIONALES																
6000	INVERSIÓN PÚBLICA	\$1,240.5	\$0.0	\$0.0	\$0.0	\$0.0	\$0.0	\$0.0	\$1,240.5	\$0.0	\$0.0	\$0.0	\$0.0	\$0.0	\$1,240.5	\$0.0
6100	OBRA PÚBLICA EN BIENES DE DOMINIO	\$1,240.5	\$0.0	\$0.0	\$0.0	\$0.0	\$0.0	\$0.0	\$1,240.5	\$0.0	\$0.0	\$0.0	\$0.0	\$0.0	\$1,240.5	\$0.0
6130	Construcción de obras para el abastecimier	\$1,240.5	\$0.0	\$0.0	\$0.0	\$0.0	\$0.0	\$0.0	\$1,240.5	\$0.0	\$0.0	\$0.0	\$0.0	\$0.0	\$1,240.5	\$0.0
6131	CONSTRUCCIÓN DE OBRAS PARA EL Afe	\$1,240.5	\$0.0	\$0.0	\$0.0	\$0.0	\$0.0	\$0.0	\$1,240.5	\$0.0	\$0.0	\$0.0	\$0.0	\$0.0	\$1,240.5	\$0.0
BANORTE RECURSOS FEDERA		\$1,240.5	\$0.0	\$0.0	\$0.0	\$0.0	\$0.0	\$0.0	\$1,240.5	\$0.0	\$0.0	\$0.0	\$0.0	\$0.0	\$1,240.5	\$0.0
T2003 MEJORAMIENTO DE ALUMBRADO PUBLICO EXISTENTE,SUSTITUCION DE LAMPARAS CONVENCIONALES																
6000	INVERSIÓN PÚBLICA	\$1,259.6	\$0.0	\$0.0	\$0.0	\$0.0	\$0.0	\$0.0	\$0.0	\$1,259.6	\$0.0	\$0.0	\$0.0	\$0.0	\$1,259.6	\$0.0
6100	OBRA PÚBLICA EN BIENES DE DOMINIO	\$1,259.6	\$0.0	\$0.0	\$0.0	\$0.0	\$0.0	\$0.0	\$0.0	\$1,259.6	\$0.0	\$0.0	\$0.0	\$0.0	\$1,259.6	\$0.0
6130	Construcción de obras para el abastecimier	\$1,259.6	\$0.0	\$0.0	\$0.0	\$0.0	\$0.0	\$0.0	\$0.0	\$1,259.6	\$0.0	\$0.0	\$0.0	\$0.0	\$1,259.6	\$0.0
6131	CONSTRUCCIÓN DE OBRAS PARA EL Afe	\$1,259.6	\$0.0	\$0.0	\$0.0	\$0.0	\$0.0	\$0.0	\$0.0	\$1,259.6	\$0.0	\$0.0	\$0.0	\$0.0	\$1,259.6	\$0.0
BANORTE RECURSOS FEDERA		\$1,259.6	\$0.0	\$0.0	\$0.0	\$0.0	\$0.0	\$0.0	\$0.0	\$1,259.6	\$0.0	\$0.0	\$0.0	\$0.0	\$1,259.6	\$0.0
T2004 MEJOTAMIENTO DE ALUMBRADO PUBLICO EXISTENTE ,SUSTITUCION DE LAMPARAS CONVENCIONALES																
6000	INVERSIÓN PÚBLICA	\$1,222.4	\$0.0	\$0.0	\$0.0	\$0.0	\$0.0	\$0.0	\$0.0	\$1,222.4	\$0.0	\$0.0	\$0.0	\$0.0	\$1,222.4	\$0.0
6100	OBRA PÚBLICA EN BIENES DE DOMINIO	\$1,222.4	\$0.0	\$0.0	\$0.0	\$0.0	\$0.0	\$0.0	\$0.0	\$1,222.4	\$0.0	\$0.0	\$0.0	\$0.0	\$1,222.4	\$0.0
6130	Construcción de obras para el abastecimier	\$1,222.4	\$0.0	\$0.0	\$0.0	\$0.0	\$0.0	\$0.0	\$0.0	\$1,222.4	\$0.0	\$0.0	\$0.0	\$0.0	\$1,222.4	\$0.0
6131	CONSTRUCCIÓN DE OBRAS PARA EL Afe	\$1,222.4	\$0.0	\$0.0	\$0.0	\$0.0	\$0.0	\$0.0	\$0.0	\$1,222.4	\$0.0	\$0.0	\$0.0	\$0.0	\$1,222.4	\$0.0
BANORTE RECURSOS FEDERA		\$1,222.4	\$0.0	\$0.0	\$0.0	\$0.0	\$0.0	\$0.0	\$0.0	\$1,222.4	\$0.0	\$0.0	\$0.0	\$0.0	\$1,222.4	\$0.0
T2501 CONSTRUCCION DE TECHADO EN TELESECUNDARIA NICOLAS BRAVO,COM.OJO DE AGUA DE GATO,MU																
6000	INVERSIÓN PÚBLICA	\$845.1	\$0.0	\$0.0	\$0.0	\$0.0	\$337.5	\$0.0	\$507.6	\$0.0	\$0.0	\$0.0	\$0.0	\$0.0	\$845.1	\$0.0
6100	OBRA PÚBLICA EN BIENES DE DOMINIO	\$845.1	\$0.0	\$0.0	\$0.0	\$0.0	\$337.5	\$0.0	\$507.6	\$0.0	\$0.0	\$0.0	\$0.0	\$0.0	\$845.1	\$0.0
6120	Edificación no habitacional	\$845.1	\$0.0	\$0.0	\$0.0	\$0.0	\$337.5	\$0.0	\$507.6	\$0.0	\$0.0	\$0.0	\$0.0	\$0.0	\$845.1	\$0.0
6122	CONSTRUCCIÓN Y/O REHABILITACIÓN I	\$845.1	\$0.0	\$0.0	\$0.0	\$0.0	\$337.5	\$0.0	\$507.6	\$0.0	\$0.0	\$0.0	\$0.0	\$0.0	\$845.1	\$0.0
BANORTE RECURSOS FEDERA		\$845.1	\$0.0	\$0.0	\$0.0	\$0.0	\$337.5	\$0.0	\$507.6	\$0.0	\$0.0	\$0.0	\$0.0	\$0.0	\$845.1	\$0.0
T2502 CONSTRUCCION DE TECHADO EN TELESECUNDARIA JULIAN DE LOS REYES EN LA COMUNIDAD DE SAN																
6000	INVERSIÓN PÚBLICA	\$845.0	\$0.0	\$0.0	\$0.0	\$0.0	\$360.0	\$0.0	\$0.0	\$0.0	\$485.0	\$0.0	\$0.0	\$0.0	\$845.0	\$0.0
6100	OBRA PÚBLICA EN BIENES DE DOMINIO	\$845.0	\$0.0	\$0.0	\$0.0	\$0.0	\$360.0	\$0.0	\$0.0	\$0.0	\$485.0	\$0.0	\$0.0	\$0.0	\$845.0	\$0.0
6120	Edificación no habitacional	\$845.0	\$0.0	\$0.0	\$0.0	\$0.0	\$360.0	\$0.0	\$0.0	\$0.0	\$485.0	\$0.0	\$0.0	\$0.0	\$845.0	\$0.0
6122	CONSTRUCCIÓN Y/O REHABILITACIÓN I	\$845.0	\$0.0	\$0.0	\$0.0	\$0.0	\$360.0	\$0.0	\$0.0	\$0.0	\$485.0	\$0.0	\$0.0	\$0.0	\$845.0	\$0.0
BANORTE RECURSOS FEDERA		\$845.0	\$0.0	\$0.0	\$0.0	\$0.0	\$360.0	\$0.0	\$0.0	\$0.0	\$485.0	\$0.0	\$0.0	\$0.0	\$845.0	\$0.0
T2503 CONSTRUCCION DE TECHADO EN PRIMARIA JOSE VASCONCELOS,EN LA COMUNIDAD DE GRANJA SAN																





Usr: SUPERVISOR  
Rep: rptAnalíticoPresupuestoEgresos\_PY\_FFM

MUNICIPIO DE VILLA DE REYES

ESTADO DE SAN LUÍS POTOSÍ  
Analítico Mensual de Egresos Ejercidos por Fuente de Financiamiento al 30/sep./2019  
(Cuentas con Movimientos) F. Financiamiento: TES001  
(Cifras en miles de pesos)

Fecha y hora de Impresión | 15/jun./2020 01:39 p. m.

Objeto del Gasto		Presupuesto Vigente	Ene	Feb	Mar	Abr	May	Jun	Jul	Ago	Sep	Oct	Nov	Dic	Total	Diferencia (Vigente - Total)
6000	INVERSIÓN PÚBLICA	\$455.3	\$0.0	\$0.0	\$0.0	\$0.0	\$0.0	\$455.3	\$0.0	\$0.0	\$0.0	\$0.0	\$0.0	\$0.0	\$455.3	\$0.0
6100	OBRA PÚBLICA EN BIENES DE DOMINIO	\$455.3	\$0.0	\$0.0	\$0.0	\$0.0	\$0.0	\$455.3	\$0.0	\$0.0	\$0.0	\$0.0	\$0.0	\$0.0	\$455.3	\$0.0
6120	Edificación no habitacional	\$455.3	\$0.0	\$0.0	\$0.0	\$0.0	\$0.0	\$455.3	\$0.0	\$0.0	\$0.0	\$0.0	\$0.0	\$0.0	\$455.3	\$0.0
6122	CONSTRUCCIÓN Y/O REHABILITACIÓN I	\$455.3	\$0.0	\$0.0	\$0.0	\$0.0	\$0.0	\$455.3	\$0.0	\$0.0	\$0.0	\$0.0	\$0.0	\$0.0	\$455.3	\$0.0
BANORTE RECURSOS FEDERA		\$455.3	\$0.0	\$0.0	\$0.0	\$0.0	\$0.0	\$455.3	\$0.0	\$0.0	\$0.0	\$0.0	\$0.0	\$0.0	\$455.3	\$0.0
T2504 CONSTRUCCION DE TECHADO EN TELESECUNDARIA SOR JUANA INES DE LA CRUZ,COMUNIDAD DE LA																
6000	INVERSIÓN PÚBLICA	\$405.3	\$0.0	\$0.0	\$0.0	\$0.0	\$0.0	\$405.3	\$0.0	\$0.0	\$0.0	\$0.0	\$0.0	\$0.0	\$405.3	\$0.0
6100	OBRA PÚBLICA EN BIENES DE DOMINIO	\$405.3	\$0.0	\$0.0	\$0.0	\$0.0	\$0.0	\$405.3	\$0.0	\$0.0	\$0.0	\$0.0	\$0.0	\$0.0	\$405.3	\$0.0
6120	Edificación no habitacional	\$405.3	\$0.0	\$0.0	\$0.0	\$0.0	\$0.0	\$405.3	\$0.0	\$0.0	\$0.0	\$0.0	\$0.0	\$0.0	\$405.3	\$0.0
6122	CONSTRUCCIÓN Y/O REHABILITACIÓN I	\$405.3	\$0.0	\$0.0	\$0.0	\$0.0	\$0.0	\$405.3	\$0.0	\$0.0	\$0.0	\$0.0	\$0.0	\$0.0	\$405.3	\$0.0
BANORTE RECURSOS FEDERA		\$405.3	\$0.0	\$0.0	\$0.0	\$0.0	\$0.0	\$405.3	\$0.0	\$0.0	\$0.0	\$0.0	\$0.0	\$0.0	\$405.3	\$0.0
Total Final		\$181,393.3	\$11,874.3	\$12,681.3	\$12,155.4	\$17,766.2	\$19,775.8	\$13,793.6	\$15,375.7	\$18,294.3	\$11,910.6	\$0.0	\$0.0	\$0.0	\$133,627.6	\$47,765.6