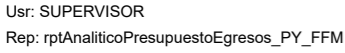


Objeto del Gasto		Presupuesto Vigente	Ene	Feb	Mar	Abr	May	Jun	Jul	Ago	Sep	Oct	Nov	Dic	Total	Diferencia (Vigente - Total)
A1001 ADMINISTRACION																
TES001 BANORTE RECURSOS FEDERALES R-28 CTA 1000598432-SANTANDER																
1000	SERVICIOS PERSONALES	\$40,857.7	\$2,548.8	\$2,009.6	\$2,904.2	\$3,299.3	\$3,938.5	\$2,512.5	\$2,867.4	\$2,742.9	\$2,659.3	\$0.0	\$0.0	\$0.0	\$25,483.0	\$15,374.6
1100	REMUNERACIONES AL PERSONAL DE C/	\$22,945.0	\$2,194.1	\$1,833.0	\$1,893.8	\$1,843.6	\$2,458.7	\$1,997.6	\$2,192.2	\$2,201.0	\$2,105.2	\$0.0	\$0.0	\$0.0	\$18,719.4	\$4,225.5
1130	Sueldos base al personal permanente	\$22,945.0	\$2,194.1	\$1,833.0	\$1,893.8	\$1,843.6	\$2,458.7	\$1,997.6	\$2,192.2	\$2,201.0	\$2,105.2	\$0.0	\$0.0	\$0.0	\$18,719.4	\$4,225.5
1131	SUELDO BASE	\$22,945.0	\$2,194.1	\$1,833.0	\$1,893.8	\$1,843.6	\$2,458.7	\$1,997.6	\$2,192.2	\$2,201.0	\$2,105.2	\$0.0	\$0.0	\$0.0	\$18,719.4	\$4,225.5
1300	REMUNERACIONES ADICIONALES Y ESP	\$3,480.3	\$160.8	\$10.9	\$28.5	\$28.9	\$91.8	\$17.7	\$3.5	\$45.0	\$39.9	\$0.0	\$0.0	\$0.0	\$427.4	\$3,052.8
1320	Primas de vacaciones, dominical y gratificar	\$3,030.3	\$41.6	\$10.9	\$12.5	\$28.9	\$53.8	\$17.7	\$3.5	\$44.0	\$39.9	\$0.0	\$0.0	\$0.0	\$253.2	\$2,777.0
1321	PRIMA VACACIONAL	\$320.3	\$2.0	\$10.9	\$12.5	\$28.9	\$53.8	\$17.7	\$3.5	\$44.0	\$39.9	\$0.0	\$0.0	\$0.0	\$213.6	\$106.6
1322	PRIMA DOMINICAL	\$30.0	\$0.0	\$0.0	\$0.0	\$0.0	\$0.0	\$0.0	\$0.0	\$0.0	\$0.0	\$0.0	\$0.0	\$0.0	\$0.0	\$30.0
1323	GRATIFICACIÓN DE FIN DE AÑO	\$2,680.0	\$39.5	\$0.0	\$0.0	\$0.0	\$0.0	\$0.0	\$0.0	\$0.0	\$0.0	\$0.0	\$0.0	\$0.0	\$39.5	\$2,640.4
1330	Horas extraordinarias	\$200.0	\$0.0	\$0.0	\$0.0	\$0.0	\$0.0	\$0.0	\$0.0	\$0.0	\$0.0	\$0.0	\$0.0	\$0.0	\$0.0	\$200.0
1331	REMUNERACIONES POR HORAS EXTRA	\$200.0	\$0.0	\$0.0	\$0.0	\$0.0	\$0.0	\$0.0	\$0.0	\$0.0	\$0.0	\$0.0	\$0.0	\$0.0	\$0.0	\$200.0
1340	Compensaciones	\$250.0	\$119.2	\$0.0	\$16.0	\$0.0	\$38.0	\$0.0	\$0.0	\$1.0	\$0.0	\$0.0	\$0.0	\$0.0	\$174.2	\$75.7
1341	COMPENSACIÓN POR SERVICIOS EVEN	\$250.0	\$119.2	\$0.0	\$16.0	\$0.0	\$38.0	\$0.0	\$0.0	\$1.0	\$0.0	\$0.0	\$0.0	\$0.0	\$174.2	\$75.7
1500	OTRAS PRESTACIONES SOCIALES Y ECC	\$11,342.4	\$193.9	\$165.6	\$976.3	\$1,426.7	\$1,387.9	\$497.1	\$671.7	\$496.8	\$514.1	\$0.0	\$0.0	\$0.0	\$6,330.6	\$5,011.7
1520	Indemnizaciones	\$8,000.0	\$193.9	\$164.1	\$976.3	\$1,426.7	\$1,387.9	\$333.8	\$670.7	\$428.6	\$513.0	\$0.0	\$0.0	\$0.0	\$6,095.5	\$1,904.4
1521	INDEMNIZACIONES Y LIQUIDACIONES P	\$8,000.0	\$193.9	\$164.1	\$976.3	\$1,426.7	\$1,387.9	\$333.8	\$670.7	\$428.6	\$513.0	\$0.0	\$0.0	\$0.0	\$6,095.5	\$1,904.4
1540	Prestaciones contractuales	\$2,842.4	\$0.0	\$0.0	\$0.0	\$0.0	\$0.0	\$163.3	\$0.9	\$68.2	\$1.1	\$0.0	\$0.0	\$0.0	\$233.6	\$2,608.7
1542	PRESTACIONES CONTRACTUALES ANU	\$2,842.4	\$0.0	\$0.0	\$0.0	\$0.0	\$0.0	\$163.3	\$0.9	\$68.2	\$1.1	\$0.0	\$0.0	\$0.0	\$233.6	\$2,608.7
1550	Apoyos a la capacitación de los servicios p	\$500.0	\$0.0	\$1.5	\$0.0	\$0.0	\$0.0	\$0.0	\$0.0	\$0.0	\$0.0	\$0.0	\$0.0	\$0.0	\$1.5	\$498.5
1551	APOYOS A LA CAPACITACION DE SERVI	\$500.0	\$0.0	\$1.5	\$0.0	\$0.0	\$0.0	\$0.0	\$0.0	\$0.0	\$0.0	\$0.0	\$0.0	\$0.0	\$1.5	\$498.5
1600	PREVISIONES	\$1,000.0	\$0.0	\$0.0	\$0.0	\$0.0	\$0.0	\$0.0	\$0.0	\$0.0	\$0.0	\$0.0	\$0.0	\$0.0	\$0.0	\$1,000.0
1610	Previsiones de carácter laboral, económica	\$1,000.0	\$0.0	\$0.0	\$0.0	\$0.0	\$0.0	\$0.0	\$0.0	\$0.0	\$0.0	\$0.0	\$0.0	\$0.0	\$0.0	\$1,000.0
1612	PREVION DE INCREMENTO SALARIAL	\$1,000.0	\$0.0	\$0.0	\$0.0	\$0.0	\$0.0	\$0.0	\$0.0	\$0.0	\$0.0	\$0.0	\$0.0	\$0.0	\$0.0	\$1,000.0
1700	PAGO DE ESTÍMULOS A SERVIDORES PÚ	\$2,090.0	\$0.0	\$0.0	\$5.4	\$0.0	\$0.0	\$0.0	\$0.0	\$0.0	\$0.0	\$0.0	\$0.0	\$0.0	\$5.4	\$2,084.5
1710	Estímulos	\$2,090.0	\$0.0	\$0.0	\$5.4	\$0.0	\$0.0	\$0.0	\$0.0	\$0.0	\$0.0	\$0.0	\$0.0	\$0.0	\$5.4	\$2,084.5
1711	Estímulos	\$2,090.0	\$0.0	\$0.0	\$5.4	\$0.0	\$0.0	\$0.0	\$0.0	\$0.0	\$0.0	\$0.0	\$0.0	\$0.0	\$5.4	\$2,084.5
2000	MATERIALES Y SUMINISTRO	\$16,356.5	\$789.9	\$1,133.7	\$1,159.7	\$1,669.3	\$1,477.9	\$1,334.4	\$1,805.3	\$1,905.3	\$1,622.5	\$0.0	\$0.0	\$0.0	\$12,898.3	\$3,458.1
2100	Materiales de administración, emisión de i	\$1,191.9	\$60.1	\$258.1	\$213.2	\$45.3	\$72.1	\$11.6	\$193.7	\$195.1	\$59.3	\$0.0	\$0.0	\$0.0	\$1,109.0	\$82.8
2110	Materiales, útiles y equipos menores de ofic	\$360.0	\$0.0	\$96.3	\$33.3	\$18.3	\$20.5	\$0.0	\$78.1	\$48.7	\$53.9	\$0.0	\$0.0	\$0.0	\$349.4	\$10.5
2111	MATERIALES, ÚTILES Y EQUIPOS MERE	\$360.0	\$0.0	\$96.3	\$33.3	\$18.3	\$20.5	\$0.0	\$78.1	\$48.7	\$53.9	\$0.0	\$0.0	\$0.0	\$349.4	\$10.5
2140	Materiales, útiles y equipos menores de teci	\$278.4	\$0.0	\$58.8	\$33.3	\$23.6	\$33.4	\$6.5	\$20.3	\$51.0	\$5.4	\$0.0	\$0.0	\$0.0	\$232.8	\$45.5
2141	MATERIALES, ÚTILES Y EQUIPOS MERE	\$278.4	\$0.0	\$58.8	\$33.3	\$23.6	\$33.4	\$6.5	\$20.3	\$51.0	\$5.4	\$0.0	\$0.0	\$0.0	\$232.8	\$45.5
2150	Material impreso e información digital	\$433.5	\$59.1	\$101.9	\$145.8	\$0.0	\$12.0	\$5.0	\$12.0	\$90.4	\$0.0	\$0.0	\$0.0	\$0.0	\$426.3	\$7.1
2151	Material impreso e información digital	\$433.5	\$59.1	\$101.9	\$145.8	\$0.0	\$12.0	\$5.0	\$12.0	\$90.4	\$0.0	\$0.0	\$0.0	\$0.0	\$426.3	\$7.1
2160	Material de limpieza	\$120.0	\$1.0	\$0.9	\$0.7	\$3.2	\$6.1	\$0.0	\$83.2	\$4.9	\$0.0	\$0.0	\$0.0	\$0.0	\$100.3	\$19.6
2161	Material de limpieza	\$120.0	\$1.0	\$0.9	\$0.7	\$3.2	\$6.1	\$0.0	\$83.2	\$4.9	\$0.0	\$0.0	\$0.0	\$0.0	\$100.3	\$19.6

Objeto del Gasto		Presupuesto Vigente	Ene	Feb	Mar	Abr	May	Jun	Jul	Ago	Sep	Oct	Nov	Dic	Total	Diferencia (Vigente - Total)
2200	ALIMENTOS Y UTENSILIOS	\$50.0	\$0.0	\$6.9	\$9.8	\$1.6	\$14.0	\$0.0	\$1.0	\$0.0	\$3.3	\$0.0	\$0.0	\$0.0	\$36.8	\$13.1
2210	Productos alimenticios para personas	\$50.0	\$0.0	\$6.9	\$9.8	\$1.6	\$14.0	\$0.0	\$1.0	\$0.0	\$3.3	\$0.0	\$0.0	\$0.0	\$36.8	\$13.1
2211	ALIMENTACIÓN EN OFICINAS O LUGARE	\$50.0	\$0.0	\$6.9	\$9.8	\$1.6	\$14.0	\$0.0	\$1.0	\$0.0	\$3.3	\$0.0	\$0.0	\$0.0	\$36.8	\$13.1
2400	MATERIALES Y ARTÍCULOS DE CONSTRU	\$1,342.2	\$14.0	\$191.9	\$33.3	\$99.3	\$110.5	\$45.1	\$212.6	\$194.9	\$108.3	\$0.0	\$0.0	\$0.0	\$1,010.4	\$331.7
2410	Productos minerales no metálicos	\$76.5	\$0.0	\$2.0	\$0.8	\$10.9	\$17.5	\$0.0	\$5.0	\$0.0	\$0.0	\$0.0	\$0.0	\$0.0	\$36.5	\$40.0
2411	PRODUCTOS MINERALES NO METÁLICC	\$76.5	\$0.0	\$2.0	\$0.8	\$10.9	\$17.5	\$0.0	\$5.0	\$0.0	\$0.0	\$0.0	\$0.0	\$0.0	\$36.5	\$40.0
2420	Cemento y productos de concreto	\$193.9	\$0.0	\$26.0	\$2.9	\$12.6	\$4.5	\$0.0	\$111.9	\$0.0	\$0.0	\$0.0	\$0.0	\$0.0	\$158.3	\$35.5
2421	Cemento y productos de concreto	\$193.9	\$0.0	\$26.0	\$2.9	\$12.6	\$4.5	\$0.0	\$111.9	\$0.0	\$0.0	\$0.0	\$0.0	\$0.0	\$158.3	\$35.5
2430	Cal, yeso y productos de yeso	\$56.9	\$0.0	\$1.2	\$0.3	\$2.6	\$0.7	\$0.0	\$1.2	\$0.0	\$0.0	\$0.0	\$0.0	\$0.0	\$6.3	\$50.6
2431	Cal, yeso y productos de yeso	\$56.9	\$0.0	\$1.2	\$0.3	\$2.6	\$0.7	\$0.0	\$1.2	\$0.0	\$0.0	\$0.0	\$0.0	\$0.0	\$6.3	\$50.6
2440	Madera y productos de madera	\$98.6	\$0.0	\$13.9	\$0.0	\$1.5	\$4.3	\$0.0	\$12.3	\$0.2	\$0.0	\$0.0	\$0.0	\$0.0	\$32.4	\$66.1
2441	Madera y productos de madera	\$98.6	\$0.0	\$13.9	\$0.0	\$1.5	\$4.3	\$0.0	\$12.3	\$0.2	\$0.0	\$0.0	\$0.0	\$0.0	\$32.4	\$66.1
2450	Vidrio y productos de vidrio	\$50.9	\$0.0	\$0.0	\$0.0	\$0.0	\$0.0	\$0.0	\$0.0	\$0.0	\$0.0	\$0.0	\$0.0	\$0.0	\$0.0	\$50.9
2451	Vidrio y productos de vidrio	\$50.9	\$0.0	\$0.0	\$0.0	\$0.0	\$0.0	\$0.0	\$0.0	\$0.0	\$0.0	\$0.0	\$0.0	\$0.0	\$0.0	\$50.9
2460	Material eléctrico y electrónico	\$333.8	\$10.1	\$18.2	\$0.3	\$63.6	\$1.5	\$0.0	\$62.6	\$55.0	\$61.1	\$0.0	\$0.0	\$0.0	\$272.8	\$60.9
2461	Material eléctrico y electrónico	\$333.8	\$10.1	\$18.2	\$0.3	\$63.6	\$1.5	\$0.0	\$62.6	\$55.0	\$61.1	\$0.0	\$0.0	\$0.0	\$272.8	\$60.9
2470	Artículos metálicos para la construcción	\$129.3	\$0.0	\$11.4	\$4.9	\$4.5	\$12.5	\$0.0	\$7.1	\$76.7	\$0.8	\$0.0	\$0.0	\$0.0	\$118.1	\$11.2
2471	Artículos metálicos para la construcción	\$129.3	\$0.0	\$11.4	\$4.9	\$4.5	\$12.5	\$0.0	\$7.1	\$76.7	\$0.8	\$0.0	\$0.0	\$0.0	\$118.1	\$11.2
2480	Materiales complementarios	\$61.9	\$0.0	\$0.1	\$0.0	\$0.0	\$0.0	\$0.0	\$3.8	\$6.8	\$38.4	\$0.0	\$0.0	\$0.0	\$49.2	\$12.6
2481	Materiales complementarios	\$61.9	\$0.0	\$0.1	\$0.0	\$0.0	\$0.0	\$0.0	\$3.8	\$6.8	\$38.4	\$0.0	\$0.0	\$0.0	\$49.2	\$12.6
2490	Otros materiales y artículos de construcción	\$340.0	\$3.9	\$118.7	\$23.9	\$3.3	\$69.2	\$45.1	\$8.2	\$55.9	\$7.8	\$0.0	\$0.0	\$0.0	\$336.4	\$3.5
2491	Otros materiales y artículos de construcción	\$340.0	\$3.9	\$118.7	\$23.9	\$3.3	\$69.2	\$45.1	\$8.2	\$55.9	\$7.8	\$0.0	\$0.0	\$0.0	\$336.4	\$3.5
2500	Productos químicos, farmacéuticos y de l	\$4,360.0	\$392.1	\$292.3	\$315.2	\$674.0	\$336.9	\$316.0	\$327.3	\$347.4	\$338.5	\$0.0	\$0.0	\$0.0	\$3,340.1	\$1,019.8
2510	Productos químicos básicos	\$50.0	\$0.0	\$0.0	\$0.0	\$0.1	\$0.0	\$0.0	\$0.0	\$0.0	\$0.0	\$0.0	\$0.0	\$0.0	\$0.2	\$49.7
2511	PRODUCTOS QUÍMICOS BÁCOS	\$50.0	\$0.0	\$0.0	\$0.0	\$0.1	\$0.0	\$0.0	\$0.0	\$0.0	\$0.0	\$0.0	\$0.0	\$0.0	\$0.2	\$49.7
2520	Fertilizantes, pesticidas y otros agroquímico	\$80.0	\$0.0	\$0.0	\$0.0	\$0.0	\$0.0	\$0.0	\$0.0	\$0.0	\$0.0	\$0.0	\$0.0	\$0.0	\$0.0	\$80.0
2521	Fertilizantes, pesticidas y otros agroquímico	\$80.0	\$0.0	\$0.0	\$0.0	\$0.0	\$0.0	\$0.0	\$0.0	\$0.0	\$0.0	\$0.0	\$0.0	\$0.0	\$0.0	\$80.0
2530	Medicinas y productos farmacéuticos	\$4,100.0	\$392.1	\$292.1	\$314.9	\$673.0	\$336.9	\$316.0	\$327.3	\$344.3	\$331.1	\$0.0	\$0.0	\$0.0	\$3,327.9	\$772.0
2531	Medicinas y productos farmacéuticos	\$4,100.0	\$392.1	\$292.1	\$314.9	\$673.0	\$336.9	\$316.0	\$327.3	\$344.3	\$331.1	\$0.0	\$0.0	\$0.0	\$3,327.9	\$772.0
2540	Materiales, accesorios y suministros médicc	\$70.0	\$0.0	\$0.0	\$0.0	\$0.0	\$0.0	\$0.0	\$0.0	\$0.0	\$0.0	\$0.0	\$0.0	\$0.0	\$0.0	\$70.0
2541	Materiales, accesorios y suministros médicc	\$70.0	\$0.0	\$0.0	\$0.0	\$0.0	\$0.0	\$0.0	\$0.0	\$0.0	\$0.0	\$0.0	\$0.0	\$0.0	\$0.0	\$70.0
2560	Fibras sintéticas, hules, plásticos y derivadc	\$30.0	\$0.0	\$0.1	\$0.3	\$0.7	\$0.0	\$0.0	\$0.0	\$3.1	\$7.4	\$0.0	\$0.0	\$0.0	\$11.9	\$18.0
2561	FIBRAS NTÉTICAS, HULES, PLÁSTICOS `	\$30.0	\$0.0	\$0.1	\$0.3	\$0.7	\$0.0	\$0.0	\$0.0	\$3.1	\$7.4	\$0.0	\$0.0	\$0.0	\$11.9	\$18.0
2590	Otros productos químicos	\$30.0	\$0.0	\$0.0	\$0.0	\$0.0	\$0.0	\$0.0	\$0.0	\$0.0	\$0.0	\$0.0	\$0.0	\$0.0	\$0.0	\$30.0
2591	Otros productos químicos	\$30.0	\$0.0	\$0.0	\$0.0	\$0.0	\$0.0	\$0.0	\$0.0	\$0.0	\$0.0	\$0.0	\$0.0	\$0.0	\$0.0	\$30.0
2600	COMBUSTIBLES, LUBRICANTES Y ADITIV	\$8,741.1	\$301.3	\$302.2	\$573.0	\$781.6	\$912.5	\$911.5	\$1,005.2	\$1,110.2	\$1,079.1	\$0.0	\$0.0	\$0.0	\$6,976.9	\$1,764.1
2610	Combustibles, lubricantes y aditivos	\$8,741.1	\$301.3	\$302.2	\$573.0	\$781.6	\$912.5	\$911.5	\$1,005.2	\$1,110.2	\$1,079.1	\$0.0	\$0.0	\$0.0	\$6,976.9	\$1,764.1
2611	Combustibles, lubricantes y aditivos	\$8,741.1	\$301.3	\$302.2	\$573.0	\$781.6	\$912.5	\$911.5	\$1,005.2	\$1,110.2	\$1,079.1	\$0.0	\$0.0	\$0.0	\$6,976.9	\$1,764.1
2700	VESTUARIO, BLANCOS, PRENDAS DE PR	\$110.0	\$0.0	\$44.0	\$7.8	\$1.6	\$9.5	\$5.0	\$0.0	\$6.3	\$3.5	\$0.0	\$0.0	\$0.0	\$77.9	\$32.0
2710	Vestuario y uniformes	\$25.0	\$0.0	\$0.3	\$0.0	\$0.0	\$9.2	\$0.0	\$0.0	\$6.0	\$3.5	\$0.0	\$0.0	\$0.0	\$19.1	\$5.8



ESTADO DE SAN LUIS POTOSÍ
Analítico Mensual de Egresos Ejercidos por Fuente de Financiamiento al 30/sep./2019
(Cuentas con Movimientos)
 (Cifras en miles de pesos)

Fecha y hora de Impresión	15/jun./2020 01:35 p. m.
---------------------------	-----------------------------

Page 3

Objeto del Gasto		Presupuesto Vigente	Ene	Feb	Mar	Abr	May	Jun	Jul	Ago	Sep	Oct	Nov	Dic	Total	Diferencia (Vigente - Total)
3410	Servicios financieros y bancarios	\$90.0	\$6.4	\$55.7	\$0.0	\$0.4	\$0.4	\$0.4	\$0.0	\$3.3	\$2.6	\$0.0	\$0.0	\$0.0	\$69.5	\$20.4
3411	Servicios financieros y bancarios	\$90.0	\$6.4	\$55.7	\$0.0	\$0.4	\$0.4	\$0.4	\$0.0	\$3.3	\$2.6	\$0.0	\$0.0	\$0.0	\$69.5	\$20.4
3450	Seguro de bienes patrimoniales	\$50.0	\$0.0	\$0.0	\$0.0	\$0.0	\$20.0	\$0.0	\$0.0	\$0.0	\$17.2	\$0.0	\$0.0	\$0.0	\$37.3	\$12.6
3451	Seguro de bienes patrimoniales	\$50.0	\$0.0	\$0.0	\$0.0	\$0.0	\$20.0	\$0.0	\$0.0	\$0.0	\$17.2	\$0.0	\$0.0	\$0.0	\$37.3	\$12.6
3470	Fletes y maniobras	\$5.0	\$0.0	\$0.0	\$0.0	\$0.0	\$0.0	\$0.9	\$0.0	\$0.0	\$0.0	\$0.0	\$0.0	\$0.0	\$0.9	\$4.0
3471	Fletes y maniobras	\$5.0	\$0.0	\$0.0	\$0.0	\$0.0	\$0.0	\$0.9	\$0.0	\$0.0	\$0.0	\$0.0	\$0.0	\$0.0	\$0.9	\$4.0
3500	SERVICIOS DE INSTALACIÓN, REPARACIÓN Y MANTENIMIENTO DE EQUIPO DE TRANSPORTES	\$819.3	\$22.6	\$32.1	\$31.9	\$146.1	\$21.9	\$47.3	\$64.9	\$46.9	\$76.3	\$0.0	\$0.0	\$0.0	\$490.5	\$328.7
3510	Conservación y mantenimiento menor de inmuebles	\$139.3	\$0.0	\$4.1	\$20.8	\$15.1	\$0.0	\$0.0	\$0.0	\$9.6	\$1.3	\$0.0	\$0.0	\$0.0	\$51.2	\$88.0
3511	CONSERVACIÓN Y MANTENIMIENTO DE EQUIPO DE TRANSPORTES	\$139.3	\$0.0	\$4.1	\$20.8	\$15.1	\$0.0	\$0.0	\$0.0	\$9.6	\$1.3	\$0.0	\$0.0	\$0.0	\$51.2	\$88.0
3530	Instalación, reparación y mantenimiento de equipo de transporte	\$100.0	\$1.1	\$0.0	\$0.0	\$0.5	\$3.5	\$22.7	\$0.0	\$0.0	\$0.0	\$0.0	\$0.0	\$0.0	\$28.0	\$71.9
3531	INSTALACIÓN, REPARACIÓN Y MANTENIMIENTO DE EQUIPO DE TRANSPORTES	\$100.0	\$1.1	\$0.0	\$0.0	\$0.5	\$3.5	\$22.7	\$0.0	\$0.0	\$0.0	\$0.0	\$0.0	\$0.0	\$28.0	\$71.9
3550	Reparación y mantenimiento de equipo de transporte	\$365.0	\$21.5	\$27.9	\$11.0	\$126.1	\$18.3	\$19.5	\$32.5	\$33.1	\$66.8	\$0.0	\$0.0	\$0.0	\$357.2	\$7.7
3551	Reparación y mantenimiento de equipo de transporte	\$365.0	\$21.5	\$27.9	\$11.0	\$126.1	\$18.3	\$19.5	\$32.5	\$33.1	\$66.8	\$0.0	\$0.0	\$0.0	\$357.2	\$7.7
3570	Instalación, reparación y mantenimiento de equipo de transporte	\$200.0	\$0.0	\$0.0	\$0.0	\$4.2	\$0.1	\$5.1	\$32.3	\$4.0	\$0.0	\$0.0	\$0.0	\$0.0	\$45.9	\$154.0
3571	INSTALACIÓN, REPARACIÓN Y MANTENIMIENTO DE EQUIPO DE TRANSPORTES	\$200.0	\$0.0	\$0.0	\$0.0	\$4.2	\$0.1	\$5.1	\$32.3	\$4.0	\$0.0	\$0.0	\$0.0	\$0.0	\$45.9	\$154.0
3590	Servicios de jardinería y fumigación	\$15.0	\$0.0	\$0.0	\$0.0	\$0.0	\$0.0	\$0.0	\$0.0	\$0.0	\$8.1	\$0.0	\$0.0	\$0.0	\$8.1	\$6.8
3591	Servicios de jardinería y fumigación	\$15.0	\$0.0	\$0.0	\$0.0	\$0.0	\$0.0	\$0.0	\$0.0	\$0.0	\$8.1	\$0.0	\$0.0	\$0.0	\$8.1	\$6.8
3600	SERVICIOS DE COMUNICACIÓN SOCIAL Y DE RELACIONES PÚBLICAS	\$82.3	\$0.0	\$0.0	\$4.2	\$0.0	\$0.0	\$0.0	\$0.0	\$0.0	\$0.0	\$0.0	\$0.0	\$0.0	\$4.2	\$78.0
3610	Difusión por radio,televisión y otros medios	\$78.0	\$0.0	\$0.0	\$0.0	\$0.0	\$0.0	\$0.0	\$0.0	\$0.0	\$0.0	\$0.0	\$0.0	\$0.0	\$0.0	\$78.0
3611	DIFUSIÓN POR RADIO, TELEVISIÓN Y OTROS MEDIOS	\$78.0	\$0.0	\$0.0	\$0.0	\$0.0	\$0.0	\$0.0	\$0.0	\$0.0	\$0.0	\$0.0	\$0.0	\$0.0	\$0.0	\$78.0
3660	Servicios de creación y difusión de contenidos	\$4.3	\$0.0	\$0.0	\$4.2	\$0.0	\$0.0	\$0.0	\$0.0	\$0.0	\$0.0	\$0.0	\$0.0	\$0.0	\$4.2	\$0.0
3661	SERVICIO DE CREACIÓN Y DIFUSIÓN DE CONTENIDOS	\$4.3	\$0.0	\$0.0	\$4.2	\$0.0	\$0.0	\$0.0	\$0.0	\$0.0	\$0.0	\$0.0	\$0.0	\$0.0	\$4.2	\$0.0
3700	Servicios de traslados y viáticos	\$125.0	\$0.0	\$0.0	\$2.4	\$0.0	\$0.0	\$0.0	\$0.0	\$0.0	\$0.0	\$0.0	\$0.0	\$0.0	\$2.4	\$122.5
3710	Pasajes aéreos	\$29.0	\$0.0	\$0.0	\$0.0	\$0.0	\$0.0	\$0.0	\$0.0	\$0.0	\$0.0	\$0.0	\$0.0	\$0.0	\$0.0	\$29.0
3711	Pasajes aéreos	\$29.0	\$0.0	\$0.0	\$0.0	\$0.0	\$0.0	\$0.0	\$0.0	\$0.0	\$0.0	\$0.0	\$0.0	\$0.0	\$0.0	\$29.0
3750	Viáticos en el país	\$46.0	\$0.0	\$0.0	\$2.4	\$0.0	\$0.0	\$0.0	\$0.0	\$0.0	\$0.0	\$0.0	\$0.0	\$0.0	\$2.4	\$43.5
3751	Viáticos en el país	\$46.0	\$0.0	\$0.0	\$2.4	\$0.0	\$0.0	\$0.0	\$0.0	\$0.0	\$0.0	\$0.0	\$0.0	\$0.0	\$2.4	\$43.5
3760	Viáticos en el extranjero	\$50.0	\$0.0	\$0.0	\$0.0	\$0.0	\$0.0	\$0.0	\$0.0	\$0.0	\$0.0	\$0.0	\$0.0	\$0.0	\$0.0	\$50.0
3761	Viáticos en el extranjero	\$50.0	\$0.0	\$0.0	\$0.0	\$0.0	\$0.0	\$0.0	\$0.0	\$0.0	\$0.0	\$0.0	\$0.0	\$0.0	\$0.0	\$50.0
3800	SERVICIOS OFICIALES	\$1,100.0	\$1.0	\$1.0	\$10.4	\$15.5	\$20.8	\$69.5	\$3.0	\$25.1	\$58.9	\$0.0	\$0.0	\$0.0	\$205.7	\$894.2
3810	Gastos ceremonial	\$110.0	\$0.0	\$0.0	\$0.7	\$0.1	\$13.8	\$0.9	\$3.0	\$4.8	\$3.1	\$0.0	\$0.0	\$0.0	\$26.9	\$83.0
3811	Gastos de ceremonial	\$110.0	\$0.0	\$0.0	\$0.7	\$0.1	\$13.8	\$0.9	\$3.0	\$4.8	\$3.1	\$0.0	\$0.0	\$0.0	\$26.9	\$83.0
3820	Gastos de orden social y cultural	\$190.0	\$1.0	\$1.0	\$9.7	\$15.4	\$7.0	\$68.5	\$0.0	\$20.2	\$55.7	\$0.0	\$0.0	\$0.0	\$178.7	\$11.2
3821	Gastos de orden social y cultural	\$190.0	\$1.0	\$1.0	\$9.7	\$15.4	\$7.0	\$68.5	\$0.0	\$20.2	\$55.7	\$0.0	\$0.0	\$0.0	\$178.7	\$11.2
3840	Exposiciones	\$800.0	\$0.0	\$0.0	\$0.0	\$0.0	\$0.0	\$0.0	\$0.0	\$0.0	\$0.0	\$0.0	\$0.0	\$0.0	\$0.0	\$800.0
3841	EXPOSICIONES	\$800.0	\$0.0	\$0.0	\$0.0	\$0.0	\$0.0	\$0.0	\$0.0	\$0.0	\$0.0	\$0.0	\$0.0	\$0.0	\$0.0	\$800.0
3900	OTROS SERVICIOS GENERALES	\$1,921.8	\$2.0	\$3.6	\$555.4	\$11.6	\$132.6	\$8.1	\$0.0	\$288.1	\$2.9	\$0.0	\$0.0	\$0.0	\$1,004.7	\$917.1
3910	Servicios funerales y de cementerios	\$50.0	\$0.0	\$0.0	\$0.0	\$11.6	\$0.0	\$0.0	\$0.0	\$0.0	\$2.9	\$0.0	\$0.0	\$0.0	\$14.5	\$35.5
3911	Servicios funerarios y de cementerios	\$50.0	\$0.0	\$0.0	\$0.0	\$11.6	\$0.0	\$0.0	\$0.0	\$0.0	\$2.9	\$0.0	\$0.0	\$0.0	\$14.5	\$35.5
3920	Impuestos y derechos	\$1,871.8	\$2.0	\$3.6	\$555.4	\$0.0	\$132.6	\$8.1	\$0.0	\$288.1	\$0.0	\$0.0	\$0.0	\$0.0	\$990.2	\$881.6

Objeto del Gasto		Presupuesto Vigente	Ene	Feb	Mar	Abr	May	Jun	Jul	Ago	Sep	Oct	Nov	Dic	Total	Diferencia (Vigente - Total)
3921	Impuestos y derechos	\$171.8	\$2.0	\$3.6	\$0.0	\$0.0	\$0.0	\$8.1	\$0.0	\$0.0	\$0.0	\$0.0	\$0.0	\$0.0	\$13.9	\$157.8
3922	IMPUESTO SOBRE NOMINA 2.5%	\$1,700.0	\$0.0	\$0.0	\$555.4	\$0.0	\$132.6	\$0.0	\$0.0	\$288.1	\$0.0	\$0.0	\$0.0	\$0.0	\$976.2	\$723.7
5000	BIENES MUEBLES, INMUEBLES E IN	\$2,069.3	\$637.8	\$0.0	\$0.0	\$110.5	\$0.0	\$1,159.2	\$11.5	\$8.1	\$0.0	\$0.0	\$0.0	\$0.0	\$1,927.3	\$142.0
5100	MOBILIARIO Y EQUIPO DE ADMINISTRAC	\$43.0	\$0.0	\$0.0	\$0.0	\$0.0	\$0.0	\$0.0	\$0.0	\$0.0	\$0.0	\$0.0	\$0.0	\$0.0	\$0.0	\$43.0
5110	Muebles de oficina y estantería	\$13.0	\$0.0	\$0.0	\$0.0	\$0.0	\$0.0	\$0.0	\$0.0	\$0.0	\$0.0	\$0.0	\$0.0	\$0.0	\$0.0	\$13.0
5111	Muebles de oficina y estantería	\$13.0	\$0.0	\$0.0	\$0.0	\$0.0	\$0.0	\$0.0	\$0.0	\$0.0	\$0.0	\$0.0	\$0.0	\$0.0	\$0.0	\$13.0
5120	Muebles, excepto de oficina y estantería	\$20.0	\$0.0	\$0.0	\$0.0	\$0.0	\$0.0	\$0.0	\$0.0	\$0.0	\$0.0	\$0.0	\$0.0	\$0.0	\$0.0	\$20.0
5121	Muebles, excepto de oficina y estantería	\$20.0	\$0.0	\$0.0	\$0.0	\$0.0	\$0.0	\$0.0	\$0.0	\$0.0	\$0.0	\$0.0	\$0.0	\$0.0	\$0.0	\$20.0
5190	Otro mobiliario y equipo de administración	\$10.0	\$0.0	\$0.0	\$0.0	\$0.0	\$0.0	\$0.0	\$0.0	\$0.0	\$0.0	\$0.0	\$0.0	\$0.0	\$0.0	\$10.0
5191	Otros mobiliarios y equipos de administraci	\$10.0	\$0.0	\$0.0	\$0.0	\$0.0	\$0.0	\$0.0	\$0.0	\$0.0	\$0.0	\$0.0	\$0.0	\$0.0	\$0.0	\$10.0
5200	MOBILIARIO Y EQUIPO EDUCACIONAL Y	\$140.1	\$0.0	\$0.0	\$0.0	\$80.6	\$0.0	\$59.2	\$0.0	\$0.0	\$0.0	\$0.0	\$0.0	\$0.0	\$139.8	\$0.2
5230	Cámaras fotográficas y de video	\$140.1	\$0.0	\$0.0	\$0.0	\$80.6	\$0.0	\$59.2	\$0.0	\$0.0	\$0.0	\$0.0	\$0.0	\$0.0	\$139.8	\$0.2
5231	Cámaras fotográficas y de video	\$140.1	\$0.0	\$0.0	\$0.0	\$80.6	\$0.0	\$59.2	\$0.0	\$0.0	\$0.0	\$0.0	\$0.0	\$0.0	\$139.8	\$0.2
5400	VEHÍCULOS Y EQUIPO DE TRANSPORTE	\$1,737.8	\$637.8	\$0.0	\$0.0	\$0.0	\$0.0	\$1,100.0	\$0.0	\$0.0	\$0.0	\$0.0	\$0.0	\$0.0	\$1,737.8	\$0.0
5410	Automóviles y Equipo Terrestre	\$1,737.8	\$637.8	\$0.0	\$0.0	\$0.0	\$0.0	\$1,100.0	\$0.0	\$0.0	\$0.0	\$0.0	\$0.0	\$0.0	\$1,737.8	\$0.0
5411	Vehículos y equipo terrestre	\$1,737.8	\$637.8	\$0.0	\$0.0	\$0.0	\$0.0	\$1,100.0	\$0.0	\$0.0	\$0.0	\$0.0	\$0.0	\$0.0	\$1,737.8	\$0.0
5600	MAQUINARIA, OTROS EQUIPOS Y HERRA	\$148.4	\$0.0	\$0.0	\$0.0	\$29.9	\$0.0	\$0.0	\$11.5	\$8.1	\$0.0	\$0.0	\$0.0	\$0.0	\$49.7	\$98.7
5640	Sistemas de aire acondicionado, calefacció	\$25.3	\$0.0	\$0.0	\$0.0	\$0.0	\$0.0	\$0.0	\$0.0	\$0.0	\$0.0	\$0.0	\$0.0	\$0.0	\$0.0	\$25.3
5641	STEMAS DE AIRE ACONDICIONADO, CAI	\$25.3	\$0.0	\$0.0	\$0.0	\$0.0	\$0.0	\$0.0	\$0.0	\$0.0	\$0.0	\$0.0	\$0.0	\$0.0	\$0.0	\$25.3
5650	Equipo de comunicación y telecomunicaci	\$39.0	\$0.0	\$0.0	\$0.0	\$0.0	\$0.0	\$0.0	\$0.0	\$0.0	\$0.0	\$0.0	\$0.0	\$0.0	\$0.0	\$39.0
5651	Equipo de comunicación y telecomunicaci	\$39.0	\$0.0	\$0.0	\$0.0	\$0.0	\$0.0	\$0.0	\$0.0	\$0.0	\$0.0	\$0.0	\$0.0	\$0.0	\$0.0	\$39.0
5660	Equipos de generación eléctrica, aparatos y	\$42.4	\$0.0	\$0.0	\$0.0	\$0.0	\$0.0	\$0.0	\$11.5	\$0.0	\$0.0	\$0.0	\$0.0	\$0.0	\$11.5	\$30.8
5661	Equipos de generación eléctrica, aparatos y	\$42.4	\$0.0	\$0.0	\$0.0	\$0.0	\$0.0	\$0.0	\$11.5	\$0.0	\$0.0	\$0.0	\$0.0	\$0.0	\$11.5	\$30.8
5670	Herramientas y máquinas-herramientas	\$41.7	\$0.0	\$0.0	\$0.0	\$29.9	\$0.0	\$0.0	\$0.0	\$8.1	\$0.0	\$0.0	\$0.0	\$0.0	\$38.1	\$3.5
5671	Herramientas y máquinas-herramienta	\$41.7	\$0.0	\$0.0	\$0.0	\$29.9	\$0.0	\$0.0	\$0.0	\$8.1	\$0.0	\$0.0	\$0.0	\$0.0	\$38.1	\$3.5
BANORTE RECURSOS FEDERA		\$73,046.7	\$4,855.5	\$4,022.9	\$5,586.8	\$5,943.4	\$6,277.1	\$5,745.1	\$5,385.2	\$5,698.4	\$5,139.2	\$0.0	\$0.0	\$0.0	\$48,654.0	\$24,392.7
A1002 PRESIDENCIA																
1000	SERVICIOS PERSONALES	\$27,535.0	\$1,728.5	\$2,311.7	\$1,963.4	\$2,007.5	\$2,126.4	\$2,102.1	\$2,095.2	\$1,874.6	\$1,783.7	\$0.0	\$0.0	\$0.0	\$17,993.4	\$9,541.5
1100	REMUNERACIONES AL PERSONAL DE C/	\$25,275.0	\$1,727.1	\$2,300.9	\$1,945.8	\$1,998.2	\$2,098.8	\$2,080.1	\$2,095.2	\$1,850.8	\$1,722.4	\$0.0	\$0.0	\$0.0	\$17,819.6	\$7,455.3
1110	Dietas	\$7,500.0	\$244.1	\$732.5	\$488.3	\$488.3	\$488.3	\$488.3	\$488.3	\$488.3	\$488.3	\$0.0	\$0.0	\$0.0	\$4,395.0	\$3,104.9
1111	Dietas	\$7,500.0	\$244.1	\$732.5	\$488.3	\$488.3	\$488.3	\$488.3	\$488.3	\$488.3	\$488.3	\$0.0	\$0.0	\$0.0	\$4,395.0	\$3,104.9
1130	Sueldos base al personal permanente	\$17,775.0	\$1,483.0	\$1,568.4	\$1,457.4	\$1,509.8	\$1,610.5	\$1,591.7	\$1,606.8	\$1,362.5	\$1,234.0	\$0.0	\$0.0	\$0.0	\$13,424.6	\$4,350.3
1131	SUELDO BASE	\$17,775.0	\$1,483.0	\$1,568.4	\$1,457.4	\$1,509.8	\$1,610.5	\$1,591.7	\$1,606.8	\$1,362.5	\$1,234.0	\$0.0	\$0.0	\$0.0	\$13,424.6	\$4,350.3
1300	REMUNERACIONES ADICIONALES Y ESP	\$2,260.0	\$1.4	\$10.7	\$17.5	\$9.2	\$27.5	\$22.0	\$0.0	\$23.7	\$61.3	\$0.0	\$0.0	\$0.0	\$173.7	\$2,086.2
1320	Primas de vacaciones, dominical y gratifica	\$1,840.0	\$1.4	\$10.7	\$17.5	\$9.2	\$27.5	\$22.0	\$0.0	\$23.7	\$61.3	\$0.0	\$0.0	\$0.0	\$173.7	\$1,666.2
1321	PRIMA VACACIONAL	\$220.0	\$0.0	\$10.7	\$16.2	\$8.0	\$26.1	\$22.0	\$0.0	\$23.7	\$61.3	\$0.0	\$0.0	\$0.0	\$168.2	\$51.7
1322	PRIMA DOMINICAL	\$30.0	\$1.4	\$0.0	\$1.3	\$1.2	\$1.4	\$0.0	\$0.0	\$0.0	\$0.0	\$0.0	\$0.0	\$0.0	\$5.4	\$24.5
1323	GRATIFICACIÓN DE FIN DE AÑO	\$1,590.0	\$0.0	\$0.0	\$0.0	\$0.0	\$0.0	\$0.0	\$0.0	\$0.0	\$0.0	\$0.0	\$0.0	\$0.0	\$0.0	\$1,590.0

Objeto del Gasto		Presupuesto Vigente	Ene	Feb	Mar	Abr	May	Jun	Jul	Ago	Sep	Oct	Nov	Dic	Total	Diferencia (Vigente - Total)
1330	Horas extraordinarias	\$170.0	\$0.0	\$0.0	\$0.0	\$0.0	\$0.0	\$0.0	\$0.0	\$0.0	\$0.0	\$0.0	\$0.0	\$0.0	\$0.0	\$170.0
1331	REMUNERACIONES POR HORAS EXTRA	\$170.0	\$0.0	\$0.0	\$0.0	\$0.0	\$0.0	\$0.0	\$0.0	\$0.0	\$0.0	\$0.0	\$0.0	\$0.0	\$0.0	\$170.0
1340	Compensaciones	\$250.0	\$0.0	\$0.0	\$0.0	\$0.0	\$0.0	\$0.0	\$0.0	\$0.0	\$0.0	\$0.0	\$0.0	\$0.0	\$0.0	\$250.0
1341	COMPENSACIÓN POR SERVICIOS EVEN	\$250.0	\$0.0	\$0.0	\$0.0	\$0.0	\$0.0	\$0.0	\$0.0	\$0.0	\$0.0	\$0.0	\$0.0	\$0.0	\$0.0	\$250.0
2000	MATERIALES Y SUMINISTRO	\$7,247.5	\$314.3	\$314.4	\$546.8	\$658.3	\$647.3	\$624.6	\$744.7	\$882.2	\$593.5	\$0.0	\$0.0	\$0.0	\$5,326.4	\$1,921.0
2100	Materiales de administración, emisión de i	\$557.5	\$39.4	\$55.9	\$98.7	\$29.3	\$52.2	\$51.0	\$20.7	\$113.5	\$23.8	\$0.0	\$0.0	\$0.0	\$484.8	\$72.6
2110	Materiales, útiles y equipos menores de ofic	\$138.5	\$2.0	\$36.9	\$21.9	\$18.0	\$6.5	\$0.0	\$12.4	\$10.2	\$20.7	\$0.0	\$0.0	\$0.0	\$128.8	\$9.6
2111	MATERIALES, ÚTILES Y EQUIPOS MERE	\$138.5	\$2.0	\$36.9	\$21.9	\$18.0	\$6.5	\$0.0	\$12.4	\$10.2	\$20.7	\$0.0	\$0.0	\$0.0	\$128.8	\$9.6
2140	Materiales, útiles y equipos menores de tec	\$140.5	\$0.0	\$18.4	\$21.5	\$10.8	\$16.5	\$0.0	\$8.2	\$19.7	\$3.1	\$0.0	\$0.0	\$0.0	\$98.5	\$41.9
2141	MATERIALES, ÚTILES Y EQUIPOS MERE	\$140.5	\$0.0	\$18.4	\$21.5	\$10.8	\$16.5	\$0.0	\$8.2	\$19.7	\$3.1	\$0.0	\$0.0	\$0.0	\$98.5	\$41.9
2150	Material impreso e información digital	\$268.5	\$37.3	\$0.0	\$53.9	\$0.0	\$28.5	\$51.0	\$0.0	\$82.9	\$0.0	\$0.0	\$0.0	\$0.0	\$253.9	\$14.5
2151	Material impreso e información digital	\$268.5	\$37.3	\$0.0	\$53.9	\$0.0	\$28.5	\$51.0	\$0.0	\$82.9	\$0.0	\$0.0	\$0.0	\$0.0	\$253.9	\$14.5
2160	Material de limpieza	\$10.0	\$0.0	\$0.5	\$1.2	\$0.5	\$0.6	\$0.0	\$0.0	\$0.5	\$0.0	\$0.0	\$0.0	\$0.0	\$3.5	\$6.4
2161	Material de limpieza	\$10.0	\$0.0	\$0.5	\$1.2	\$0.5	\$0.6	\$0.0	\$0.0	\$0.5	\$0.0	\$0.0	\$0.0	\$0.0	\$3.5	\$6.4
2200	ALIMENTOS Y UTENSILIOS	\$96.0	\$0.0	\$4.4	\$0.9	\$0.0	\$7.6	\$0.0	\$2.3	\$0.0	\$4.9	\$0.0	\$0.0	\$0.0	\$20.3	\$75.6
2210	Productos alimenticios para personas	\$96.0	\$0.0	\$4.4	\$0.9	\$0.0	\$7.6	\$0.0	\$2.3	\$0.0	\$4.9	\$0.0	\$0.0	\$0.0	\$20.3	\$75.6
2211	ALIMENTACIÓN EN OFICINAS O LUGARE	\$25.0	\$0.0	\$2.1	\$0.9	\$0.0	\$7.6	\$0.0	\$2.3	\$0.0	\$4.9	\$0.0	\$0.0	\$0.0	\$18.0	\$6.9
2212	ALIMENTACIÓN EN EVENTOS OFICIALES	\$71.0	\$0.0	\$2.3	\$0.0	\$0.0	\$0.0	\$0.0	\$0.0	\$0.0	\$0.0	\$0.0	\$0.0	\$0.0	\$2.3	\$68.6
2400	MATERIALES Y ARTÍCULOS DE CONSTRU	\$147.0	\$7.0	\$7.6	\$7.9	\$12.3	\$2.0	\$2.2	\$9.7	\$8.7	\$2.9	\$0.0	\$0.0	\$0.0	\$60.6	\$86.3
2410	Productos minerales no metálicos	\$10.0	\$0.0	\$0.0	\$0.0	\$0.0	\$0.0	\$0.0	\$0.4	\$0.0	\$0.0	\$0.0	\$0.0	\$0.0	\$0.4	\$9.5
2411	PRODUCTOS MINERALES NO METÁLICC	\$10.0	\$0.0	\$0.0	\$0.0	\$0.0	\$0.0	\$0.0	\$0.4	\$0.0	\$0.0	\$0.0	\$0.0	\$0.0	\$0.4	\$9.5
2420	Cemento y productos de concreto	\$20.0	\$0.0	\$0.3	\$0.0	\$3.8	\$0.0	\$0.0	\$0.0	\$0.0	\$0.0	\$0.0	\$0.0	\$0.0	\$4.2	\$15.7
2421	Cemento y productos de concreto	\$20.0	\$0.0	\$0.3	\$0.0	\$3.8	\$0.0	\$0.0	\$0.0	\$0.0	\$0.0	\$0.0	\$0.0	\$0.0	\$4.2	\$15.7
2430	Cal, yeso y productos de yeso	\$16.0	\$0.0	\$1.1	\$1.0	\$0.0	\$0.3	\$0.0	\$0.3	\$0.0	\$0.0	\$0.0	\$0.0	\$0.0	\$2.9	\$13.0
2431	Cal, yeso y productos de yeso	\$16.0	\$0.0	\$1.1	\$1.0	\$0.0	\$0.3	\$0.0	\$0.3	\$0.0	\$0.0	\$0.0	\$0.0	\$0.0	\$2.9	\$13.0
2440	Madera y productos de madera	\$17.0	\$0.0	\$0.0	\$0.0	\$0.0	\$0.0	\$0.0	\$0.0	\$0.0	\$0.0	\$0.0	\$0.0	\$0.0	\$0.0	\$17.0
2441	Madera y productos de madera	\$17.0	\$0.0	\$0.0	\$0.0	\$0.0	\$0.0	\$0.0	\$0.0	\$0.0	\$0.0	\$0.0	\$0.0	\$0.0	\$0.0	\$17.0
2450	Vidrio y productos de vidrio	\$10.0	\$0.0	\$0.0	\$0.0	\$0.0	\$0.0	\$0.0	\$0.0	\$4.8	\$0.0	\$0.0	\$0.0	\$0.0	\$4.8	\$5.2
2451	Vidrio y productos de vidrio	\$10.0	\$0.0	\$0.0	\$0.0	\$0.0	\$0.0	\$0.0	\$0.0	\$4.8	\$0.0	\$0.0	\$0.0	\$0.0	\$4.8	\$5.2
2460	Material eléctrico y electrónico	\$30.0	\$0.0	\$2.1	\$0.0	\$2.5	\$0.0	\$2.2	\$7.6	\$2.2	\$0.8	\$0.0	\$0.0	\$0.0	\$17.6	\$12.3
2461	Material eléctrico y electrónico	\$30.0	\$0.0	\$2.1	\$0.0	\$2.5	\$0.0	\$2.2	\$7.6	\$2.2	\$0.8	\$0.0	\$0.0	\$0.0	\$17.6	\$12.3
2470	Artículos metálicos para la construcción	\$14.0	\$0.0	\$0.0	\$0.0	\$0.1	\$0.0	\$0.0	\$0.0	\$0.4	\$2.1	\$0.0	\$0.0	\$0.0	\$2.8	\$11.1
2471	Artículos metálicos para la construcción	\$14.0	\$0.0	\$0.0	\$0.0	\$0.1	\$0.0	\$0.0	\$0.0	\$0.4	\$2.1	\$0.0	\$0.0	\$0.0	\$2.8	\$11.1
2490	Otros materiales y artículos de construcción	\$30.0	\$7.0	\$3.8	\$6.8	\$5.8	\$1.7	\$0.0	\$1.3	\$1.1	\$0.0	\$0.0	\$0.0	\$0.0	\$27.8	\$2.1
2491	Otros materiales y artículos de construcción	\$30.0	\$7.0	\$3.8	\$6.8	\$5.8	\$1.7	\$0.0	\$1.3	\$1.1	\$0.0	\$0.0	\$0.0	\$0.0	\$27.8	\$2.1
2500	Productos químicos, farmacéuticos y de l	\$50.0	\$0.0	\$0.4	\$2.9	\$42.1	\$0.0	\$0.0	\$0.0	\$0.0	\$1.2	\$0.0	\$0.0	\$0.0	\$46.7	\$3.2
2560	Fibras sintéticas, hules, plásticos y derivad	\$50.0	\$0.0	\$0.4	\$2.9	\$42.1	\$0.0	\$0.0	\$0.0	\$0.0	\$1.2	\$0.0	\$0.0	\$0.0	\$46.7	\$3.2
2561	FIBRAS NTÉTICAS, HULES, PLÁSTICOS `	\$50.0	\$0.0	\$0.4	\$2.9	\$42.1	\$0.0	\$0.0	\$0.0	\$0.0	\$1.2	\$0.0	\$0.0	\$0.0	\$46.7	\$3.2
2600	COMBUSTIBLES, LUBRICANTES Y ADITIV	\$6,128.0	\$247.3	\$234.5	\$369.0	\$538.4	\$579.2	\$555.7	\$698.2	\$733.1	\$550.6	\$0.0	\$0.0	\$0.0	\$4,506.3	\$1,621.6
2610	Combustibles, lubricantes y aditivos	\$6,128.0	\$247.3	\$234.5	\$369.0	\$538.4	\$579.2	\$555.7	\$698.2	\$733.1	\$550.6	\$0.0	\$0.0	\$0.0	\$4,506.3	\$1,621.6

Objeto del Gasto		Presupuesto Vigente	Ene	Feb	Mar	Abr	May	Jun	Jul	Ago	Sep	Oct	Nov	Dic	Total	Diferencia (Vigente - Total)
2611	Combustibles, lubricantes y aditivos	\$6,128.0	\$247.3	\$234.5	\$369.0	\$538.4	\$579.2	\$555.7	\$698.2	\$733.1	\$550.6	\$0.0	\$0.0	\$0.0	\$4,506.3	\$1,621.6
2700	VESTUARIO, BLANCOS, PRENDAS DE PR	\$54.0	\$0.0	\$0.0	\$53.4	\$0.0	\$0.0	\$0.0	\$0.0	\$0.0	\$0.0	\$0.0	\$0.0	\$0.0	\$53.4	\$0.5
2710	Vestuario y uniformes	\$54.0	\$0.0	\$0.0	\$53.4	\$0.0	\$0.0	\$0.0	\$0.0	\$0.0	\$0.0	\$0.0	\$0.0	\$0.0	\$53.4	\$0.5
2711	Vestuario y uniformes	\$54.0	\$0.0	\$0.0	\$53.4	\$0.0	\$0.0	\$0.0	\$0.0	\$0.0	\$0.0	\$0.0	\$0.0	\$0.0	\$53.4	\$0.5
2900	HERRAMIENTAS, REFACCIONES Y ACCE:	\$215.0	\$20.5	\$11.5	\$13.8	\$35.9	\$6.1	\$15.6	\$13.6	\$26.8	\$9.8	\$0.0	\$0.0	\$0.0	\$154.0	\$60.9
2910	Herramientas menores	\$55.0	\$5.7	\$10.6	\$6.9	\$7.3	\$0.0	\$0.0	\$7.8	\$12.4	\$1.5	\$0.0	\$0.0	\$0.0	\$52.5	\$2.4
2911	HERRAMIENTAS MENORES	\$55.0	\$5.7	\$10.6	\$6.9	\$7.3	\$0.0	\$0.0	\$7.8	\$12.4	\$1.5	\$0.0	\$0.0	\$0.0	\$52.5	\$2.4
2920	Refacciones y accesorios menores de edific	\$40.0	\$0.0	\$0.9	\$0.0	\$0.6	\$0.3	\$0.0	\$0.3	\$7.7	\$0.2	\$0.0	\$0.0	\$0.0	\$10.3	\$29.6
2921	REFACCIONES Y ACCESORIOS MERES I	\$40.0	\$0.0	\$0.9	\$0.0	\$0.6	\$0.3	\$0.0	\$0.3	\$7.7	\$0.2	\$0.0	\$0.0	\$0.0	\$10.3	\$29.6
2940	Refacciones y accesorios menores de equi	\$20.0	\$0.0	\$0.0	\$1.9	\$0.3	\$1.0	\$0.0	\$5.0	\$0.6	\$0.0	\$0.0	\$0.0	\$0.0	\$9.1	\$10.8
2941	REFACCIONES Y ACCESORIOS MERES I	\$20.0	\$0.0	\$0.0	\$1.9	\$0.3	\$1.0	\$0.0	\$5.0	\$0.6	\$0.0	\$0.0	\$0.0	\$0.0	\$9.1	\$10.8
2960	Refacciones y accesorios menores de equi	\$100.0	\$14.7	\$0.0	\$5.0	\$27.6	\$4.7	\$15.6	\$0.3	\$5.9	\$8.0	\$0.0	\$0.0	\$0.0	\$82.0	\$17.9
2961	REFACCIONES Y ACCESORIOS MERES I	\$100.0	\$14.7	\$0.0	\$5.0	\$27.6	\$4.7	\$15.6	\$0.3	\$5.9	\$8.0	\$0.0	\$0.0	\$0.0	\$82.0	\$17.9
3000	SERVICIOS GENERALES	\$5,850.5	\$61.2	\$146.0	\$213.3	\$634.0	\$2,383.1	\$974.9	\$209.6	\$74.9	\$496.9	\$0.0	\$0.0	\$0.0	\$5,194.3	\$656.2
3100	SERVICIOS BÁSICOS	\$200.0	\$0.0	\$2.9	\$0.0	\$2.2	\$27.2	\$26.6	\$25.3	\$17.1	\$22.7	\$0.0	\$0.0	\$0.0	\$124.2	\$75.7
3110	Energía eléctrica	\$122.4	\$0.0	\$1.6	\$0.0	\$0.9	\$27.2	\$26.6	\$25.3	\$17.1	\$22.7	\$0.0	\$0.0	\$0.0	\$121.7	\$0.7
3111	Energía eléctrica	\$122.4	\$0.0	\$1.6	\$0.0	\$0.9	\$27.2	\$26.6	\$25.3	\$17.1	\$22.7	\$0.0	\$0.0	\$0.0	\$121.7	\$0.7
3120	Gas	\$2.5	\$0.0	\$1.2	\$0.0	\$1.2	\$0.0	\$0.0	\$0.0	\$0.0	\$0.0	\$0.0	\$0.0	\$0.0	\$2.5	\$0.0
3121	GAS	\$2.5	\$0.0	\$1.2	\$0.0	\$1.2	\$0.0	\$0.0	\$0.0	\$0.0	\$0.0	\$0.0	\$0.0	\$0.0	\$2.5	\$0.0
3140	Telefonía Tradicional	\$75.0	\$0.0	\$0.0	\$0.0	\$0.0	\$0.0	\$0.0	\$0.0	\$0.0	\$0.0	\$0.0	\$0.0	\$0.0	\$0.0	\$75.0
3141	Telefonía tradicional	\$75.0	\$0.0	\$0.0	\$0.0	\$0.0	\$0.0	\$0.0	\$0.0	\$0.0	\$0.0	\$0.0	\$0.0	\$0.0	\$0.0	\$75.0
3200	SERVICIOS DE ARRENDAMIENTO	\$113.9	\$13.9	\$13.9	\$13.9	\$13.9	\$13.9	\$13.9	\$13.9	\$0.0	\$13.9	\$0.0	\$0.0	\$0.0	\$111.3	\$2.5
3220	Arrendamiento de edificios	\$113.9	\$13.9	\$13.9	\$13.9	\$13.9	\$13.9	\$13.9	\$13.9	\$0.0	\$13.9	\$0.0	\$0.0	\$0.0	\$111.3	\$2.5
3221	Arrendamiento de edificios	\$113.9	\$13.9	\$13.9	\$13.9	\$13.9	\$13.9	\$13.9	\$13.9	\$0.0	\$13.9	\$0.0	\$0.0	\$0.0	\$111.3	\$2.5
3300	SERVICIOS PROFESIONALES, CIENTÍFIC	\$160.0	\$0.0	\$29.0	\$0.0	\$0.0	\$8.2	\$0.0	\$0.0	\$0.0	\$0.0	\$0.0	\$0.0	\$0.0	\$37.2	\$122.7
3310	Servicios legales, de contabilidad, auditoría	\$110.0	\$0.0	\$29.0	\$0.0	\$0.0	\$0.0	\$0.0	\$0.0	\$0.0	\$0.0	\$0.0	\$0.0	\$0.0	\$29.0	\$81.0
3311	Servicios legales, de contabilidad, auditoría	\$110.0	\$0.0	\$29.0	\$0.0	\$0.0	\$0.0	\$0.0	\$0.0	\$0.0	\$0.0	\$0.0	\$0.0	\$0.0	\$29.0	\$81.0
3320	Servicios de diseño, arquitectura, ingeniería	\$50.0	\$0.0	\$0.0	\$0.0	\$0.0	\$8.2	\$0.0	\$0.0	\$0.0	\$0.0	\$0.0	\$0.0	\$0.0	\$8.2	\$41.7
3321	Servicios de diseño, arquitectura, ingeniería	\$50.0	\$0.0	\$0.0	\$0.0	\$0.0	\$8.2	\$0.0	\$0.0	\$0.0	\$0.0	\$0.0	\$0.0	\$0.0	\$8.2	\$41.7
3400	SERVICIOS FINANCIEROS, BANCARIOS Y	\$45.0	\$0.0	\$0.0	\$0.0	\$29.4	\$0.0	\$0.0	\$0.0	\$0.0	\$0.0	\$0.0	\$0.0	\$0.0	\$29.4	\$15.5
3470	Fletes y maniobras	\$45.0	\$0.0	\$0.0	\$0.0	\$29.4	\$0.0	\$0.0	\$0.0	\$0.0	\$0.0	\$0.0	\$0.0	\$0.0	\$29.4	\$15.5
3471	Fletes y maniobras	\$45.0	\$0.0	\$0.0	\$0.0	\$29.4	\$0.0	\$0.0	\$0.0	\$0.0	\$0.0	\$0.0	\$0.0	\$0.0	\$29.4	\$15.5
3500	SERVICIOS DE INSTALACIÓN, REPARACI	\$508.4	\$9.2	\$20.0	\$101.3	\$56.3	\$47.2	\$32.4	\$112.1	\$16.6	\$31.5	\$0.0	\$0.0	\$0.0	\$427.0	\$81.3
3510	Conservación y mantenimiento menor de in	\$150.0	\$0.0	\$4.8	\$87.4	\$0.0	\$0.0	\$10.6	\$6.0	\$6.4	\$0.0	\$0.0	\$0.0	\$0.0	\$115.5	\$34.4
3511	CONSERVACIÓN Y MANTENIMIENTO ME	\$150.0	\$0.0	\$4.8	\$87.4	\$0.0	\$0.0	\$10.6	\$6.0	\$6.4	\$0.0	\$0.0	\$0.0	\$0.0	\$115.5	\$34.4
3530	Instalación, reparación y mantenimiento de	\$25.0	\$0.0	\$0.0	\$0.0	\$0.0	\$3.5	\$2.2	\$0.0	\$0.0	\$8.8	\$0.0	\$0.0	\$0.0	\$14.5	\$10.4
3531	INSTALACIÓN, REPARACIÓN Y MANTEN	\$25.0	\$0.0	\$0.0	\$0.0	\$0.0	\$3.5	\$2.2	\$0.0	\$0.0	\$8.8	\$0.0	\$0.0	\$0.0	\$14.5	\$10.4
3550	Reparación y mantenimiento de equipo de t	\$295.0	\$9.2	\$15.1	\$11.1	\$56.3	\$43.7	\$19.5	\$106.0	\$10.1	\$22.7	\$0.0	\$0.0	\$0.0	\$294.1	\$0.8
3551	Reparación y mantenimiento de equipo de t	\$295.0	\$9.2	\$15.1	\$11.1	\$56.3	\$43.7	\$19.5	\$106.0	\$10.1	\$22.7	\$0.0	\$0.0	\$0.0	\$294.1	\$0.8
3580	Servicios de limpieza y manejo de desecho:	\$20.0	\$0.0	\$0.0	\$2.7	\$0.0	\$0.0	\$0.0	\$0.0	\$0.0	\$0.0	\$0.0	\$0.0	\$0.0	\$2.7	\$17.2

Page 7

Objeto del Gasto		Presupuesto Vigente	Ene	Feb	Mar	Abr	May	Jun	Jul	Ago	Sep	Oct	Nov	Dic	Total	Diferencia (Vigente - Total)
1100	REMUNERACIONES AL PERSONAL DE C/	\$3,208.0	\$117.8	\$139.0	\$139.0	\$142.0	\$157.5	\$444.7	\$830.2	\$718.7	\$135.9	\$0.0	\$0.0	\$0.0	\$2,825.3	\$382.6
1130	Sueldos base al personal permanente	\$3,208.0	\$117.8	\$139.0	\$139.0	\$142.0	\$157.5	\$444.7	\$830.2	\$718.7	\$135.9	\$0.0	\$0.0	\$0.0	\$2,825.3	\$382.6
1131	SUELDO BASE	\$3,208.0	\$117.8	\$139.0	\$139.0	\$142.0	\$157.5	\$444.7	\$830.2	\$718.7	\$135.9	\$0.0	\$0.0	\$0.0	\$2,825.3	\$382.6
1300	REMUNERACIONES ADICIONALES Y ESP	\$362.0	\$0.0	\$5.4	\$1.9	\$0.9	\$1.0	\$4.0	\$11.4	\$1.1	\$5.2	\$0.0	\$0.0	\$0.0	\$31.2	\$330.7
1320	Primas de vacaciones, dominical y gratificar	\$362.0	\$0.0	\$5.4	\$1.9	\$0.9	\$1.0	\$4.0	\$11.4	\$1.1	\$5.2	\$0.0	\$0.0	\$0.0	\$31.2	\$330.7
1321	PRIMA VACACIONAL	\$37.0	\$0.0	\$5.4	\$1.9	\$0.9	\$1.0	\$4.0	\$11.4	\$1.1	\$5.2	\$0.0	\$0.0	\$0.0	\$31.2	\$5.7
1323	GRATIFICACIÓN DE FIN DE AÑO	\$325.0	\$0.0	\$0.0	\$0.0	\$0.0	\$0.0	\$0.0	\$0.0	\$0.0	\$0.0	\$0.0	\$0.0	\$0.0	\$0.0	\$325.0
2000	MATERIALES Y SUMINISTRO	\$3,722.2	\$251.3	\$249.4	\$325.9	\$490.2	\$470.5	\$337.9	\$446.4	\$405.8	\$301.4	\$0.0	\$0.0	\$0.0	\$3,279.3	\$442.9
2100	Materiales de administración, emisión de i	\$159.9	\$5.1	\$14.0	\$15.0	\$4.9	\$12.9	\$0.0	\$16.0	\$23.7	\$0.0	\$0.0	\$0.0	\$0.0	\$91.8	\$68.0
2110	Materiales, útiles y equipos menores de ofic	\$41.4	\$0.0	\$3.1	\$1.0	\$0.0	\$7.8	\$0.0	\$13.4	\$9.6	\$0.0	\$0.0	\$0.0	\$0.0	\$35.1	\$6.2
2111	MATERIALES, ÚTILES Y EQUIPOS MERE	\$41.4	\$0.0	\$3.1	\$1.0	\$0.0	\$7.8	\$0.0	\$13.4	\$9.6	\$0.0	\$0.0	\$0.0	\$0.0	\$35.1	\$6.2
2140	Materiales, útiles y equipos menores de tec	\$24.5	\$0.0	\$7.7	\$2.3	\$3.3	\$2.7	\$0.0	\$2.5	\$3.0	\$0.0	\$0.0	\$0.0	\$0.0	\$21.7	\$2.7
2141	MATERIALES, ÚTILES Y EQUIPOS MERE	\$24.5	\$0.0	\$7.7	\$2.3	\$3.3	\$2.7	\$0.0	\$2.5	\$3.0	\$0.0	\$0.0	\$0.0	\$0.0	\$21.7	\$2.7
2150	Material impreso e información digital	\$84.0	\$5.1	\$3.1	\$7.3	\$0.0	\$2.2	\$0.0	\$0.0	\$10.9	\$0.0	\$0.0	\$0.0	\$0.0	\$28.8	\$55.1
2151	Material impreso e información digital	\$84.0	\$5.1	\$3.1	\$7.3	\$0.0	\$2.2	\$0.0	\$0.0	\$10.9	\$0.0	\$0.0	\$0.0	\$0.0	\$28.8	\$55.1
2160	Material de limpieza	\$10.0	\$0.0	\$0.0	\$4.3	\$1.6	\$0.0	\$0.0	\$0.0	\$0.0	\$0.0	\$0.0	\$0.0	\$0.0	\$6.0	\$3.9
2161	Material de limpieza	\$10.0	\$0.0	\$0.0	\$4.3	\$1.6	\$0.0	\$0.0	\$0.0	\$0.0	\$0.0	\$0.0	\$0.0	\$0.0	\$6.0	\$3.9
2200	ALIMENTOS Y UTENSILIOS	\$24.9	\$0.0	\$0.0	\$2.1	\$0.9	\$7.8	\$0.0	\$0.0	\$0.0	\$2.0	\$0.0	\$0.0	\$0.0	\$13.0	\$11.9
2210	Productos alimenticios para personas	\$24.9	\$0.0	\$0.0	\$2.1	\$0.9	\$7.8	\$0.0	\$0.0	\$0.0	\$2.0	\$0.0	\$0.0	\$0.0	\$13.0	\$11.9
2211	ALIMENTACIÓN EN OFICINAS O LUGARE	\$24.9	\$0.0	\$0.0	\$2.1	\$0.9	\$7.8	\$0.0	\$0.0	\$0.0	\$2.0	\$0.0	\$0.0	\$0.0	\$13.0	\$11.9
2400	MATERIALES Y ARTÍCULOS DE CONSTRU	\$175.7	\$0.7	\$6.6	\$0.0	\$0.0	\$3.0	\$0.0	\$0.0	\$0.0	\$0.0	\$0.0	\$0.0	\$0.0	\$10.4	\$165.2
2410	Productos minerales no metálicos	\$30.7	\$0.0	\$0.0	\$0.0	\$0.0	\$0.0	\$0.0	\$0.0	\$0.0	\$0.0	\$0.0	\$0.0	\$0.0	\$0.0	\$30.7
2411	PRODUCTOS MINERALES NO METÁLICC	\$30.7	\$0.0	\$0.0	\$0.0	\$0.0	\$0.0	\$0.0	\$0.0	\$0.0	\$0.0	\$0.0	\$0.0	\$0.0	\$0.0	\$30.7
2420	Cemento y productos de concreto	\$40.0	\$0.0	\$0.0	\$0.0	\$0.0	\$0.0	\$0.0	\$0.0	\$0.0	\$0.0	\$0.0	\$0.0	\$0.0	\$0.0	\$40.0
2421	Cemento y productos de concreto	\$40.0	\$0.0	\$0.0	\$0.0	\$0.0	\$0.0	\$0.0	\$0.0	\$0.0	\$0.0	\$0.0	\$0.0	\$0.0	\$0.0	\$40.0
2430	Cal, yeso y productos de yeso	\$5.0	\$0.0	\$0.0	\$0.0	\$0.0	\$0.0	\$0.0	\$0.0	\$0.0	\$0.0	\$0.0	\$0.0	\$0.0	\$0.0	\$5.0
2431	Cal, yeso y productos de yeso	\$5.0	\$0.0	\$0.0	\$0.0	\$0.0	\$0.0	\$0.0	\$0.0	\$0.0	\$0.0	\$0.0	\$0.0	\$0.0	\$0.0	\$5.0
2440	Madera y productos de madera	\$5.0	\$0.0	\$0.0	\$0.0	\$0.0	\$0.0	\$0.0	\$0.0	\$0.0	\$0.0	\$0.0	\$0.0	\$0.0	\$0.0	\$5.0
2441	Madera y productos de madera	\$5.0	\$0.0	\$0.0	\$0.0	\$0.0	\$0.0	\$0.0	\$0.0	\$0.0	\$0.0	\$0.0	\$0.0	\$0.0	\$0.0	\$5.0
2450	Vidrio y productos de vidrio	\$5.0	\$0.0	\$0.0	\$0.0	\$0.0	\$0.0	\$0.0	\$0.0	\$0.0	\$0.0	\$0.0	\$0.0	\$0.0	\$0.0	\$5.0
2451	Vidrio y productos de vidrio	\$5.0	\$0.0	\$0.0	\$0.0	\$0.0	\$0.0	\$0.0	\$0.0	\$0.0	\$0.0	\$0.0	\$0.0	\$0.0	\$0.0	\$5.0
2460	Material eléctrico y electrónico	\$35.0	\$0.0	\$0.0	\$0.0	\$0.0	\$0.0	\$0.0	\$0.0	\$0.0	\$0.0	\$0.0	\$0.0	\$0.0	\$0.0	\$35.0
2461	Material eléctrico y electrónico	\$35.0	\$0.0	\$0.0	\$0.0	\$0.0	\$0.0	\$0.0	\$0.0	\$0.0	\$0.0	\$0.0	\$0.0	\$0.0	\$0.0	\$35.0
2470	Artículos metálicos para la construcción	\$10.0	\$0.0	\$0.0	\$0.0	\$0.0	\$0.0	\$0.0	\$0.0	\$0.0	\$0.0	\$0.0	\$0.0	\$0.0	\$0.0	\$9.9
2471	Artículos metálicos para la construcción	\$10.0	\$0.0	\$0.0	\$0.0	\$0.0	\$0.0	\$0.0	\$0.0	\$0.0	\$0.0	\$0.0	\$0.0	\$0.0	\$0.0	\$9.9
2480	Materiales complementarios	\$25.0	\$0.0	\$0.0	\$0.0	\$0.0	\$0.0	\$0.0	\$0.0	\$0.0	\$0.0	\$0.0	\$0.0	\$0.0	\$0.0	\$25.0
2481	Materiales complementarios	\$25.0	\$0.0	\$0.0	\$0.0	\$0.0	\$0.0	\$0.0	\$0.0	\$0.0	\$0.0	\$0.0	\$0.0	\$0.0	\$0.0	\$25.0
2490	Otros materiales y artículos de construcción	\$20.0	\$0.7	\$6.6	\$0.0	\$0.0	\$3.0	\$0.0	\$0.0	\$0.0	\$0.0	\$0.0	\$0.0	\$0.0	\$10.3	\$9.6
2491	Otros materiales y artículos de construcción	\$20.0	\$0.7	\$6.6	\$0.0	\$0.0	\$3.0	\$0.0	\$0.0	\$0.0	\$0.0	\$0.0	\$0.0	\$0.0	\$10.3	\$9.6
2500	Productos químicos, farmacéuticos y de l	\$15.0	\$0.0	\$0.0	\$0.0	\$0.0	\$0.0	\$0.0	\$5.0	\$5.3	\$0.0	\$0.0	\$0.0	\$0.0	\$10.3	\$4.6

MUNICIPIO DE VILLA DE REYES																
ESTADO DE SAN LUÍS POTOSÍ																
Analítico Mensual de Egresos Ejercidos por Fuente de Financiamiento al 30/sep./2019																
(Cuentas con Movimientos)																
(Cifras en miles de pesos)																
Objeto del Gasto		Presupuesto Vigente	Ene	Feb	Mar	Abr	May	Jun	Jul	Ago	Sep	Oct	Nov	Dic	Total	Diferencia (Vigente - Total)
2510	Productos quimicos básicos	\$15.0	\$0.0	\$0.0	\$0.0	\$0.0	\$0.0	\$0.0	\$5.0	\$5.3	\$0.0	\$0.0	\$0.0	\$0.0	\$10.3	\$4.6
2511	PRODUCTOS QUÍMICOS BÁCOS	\$15.0	\$0.0	\$0.0	\$0.0	\$0.0	\$0.0	\$0.0	\$5.0	\$5.3	\$0.0	\$0.0	\$0.0	\$0.0	\$10.3	\$4.6
2600	COMBUSTIBLES, LUBRICANTES Y ADITIV	\$3,038.6	\$225.8	\$220.0	\$282.1	\$437.7	\$373.9	\$304.1	\$399.1	\$358.1	\$296.1	\$0.0	\$0.0	\$0.0	\$2,897.5	\$141.1
2610	Combustibles, lubricantes y aditivos	\$3,038.6	\$225.8	\$220.0	\$282.1	\$437.7	\$373.9	\$304.1	\$399.1	\$358.1	\$296.1	\$0.0	\$0.0	\$0.0	\$2,897.5	\$141.1
2611	Combustibles, lubricantes y aditivos	\$3,038.6	\$225.8	\$220.0	\$282.1	\$437.7	\$373.9	\$304.1	\$399.1	\$358.1	\$296.1	\$0.0	\$0.0	\$0.0	\$2,897.5	\$141.1
2700	VESTUARIO, BLANCOS, PRENDAS DE PR	\$12.9	\$0.0	\$0.0	\$12.9	\$0.0	\$0.0	\$0.0	\$0.0	\$0.0	\$0.0	\$0.0	\$0.0	\$0.0	\$12.9	\$0.0
2720	Prendas de seguridad y protección persona	\$12.9	\$0.0	\$0.0	\$12.9	\$0.0	\$0.0	\$0.0	\$0.0	\$0.0	\$0.0	\$0.0	\$0.0	\$0.0	\$12.9	\$0.0
2721	Prendas de seguridad y protección persona	\$12.9	\$0.0	\$0.0	\$12.9	\$0.0	\$0.0	\$0.0	\$0.0	\$0.0	\$0.0	\$0.0	\$0.0	\$0.0	\$12.9	\$0.0
2900	HERRAMIENTAS, REFACCIONES Y ACCE:	\$295.0	\$19.6	\$8.6	\$13.5	\$46.5	\$72.7	\$33.8	\$26.2	\$18.6	\$3.2	\$0.0	\$0.0	\$0.0	\$243.1	\$51.8
2910	Herramientas menores	\$95.0	\$0.1	\$0.3	\$0.0	\$35.4	\$37.5	\$0.0	\$0.0	\$6.5	\$0.0	\$0.0	\$0.0	\$0.0	\$79.9	\$15.0
2911	HERRAMIENTAS MENORES	\$95.0	\$0.1	\$0.3	\$0.0	\$35.4	\$37.5	\$0.0	\$0.0	\$6.5	\$0.0	\$0.0	\$0.0	\$0.0	\$79.9	\$15.0
2920	Refacciones y accesorios menores de edific	\$15.0	\$0.0	\$0.0	\$0.0	\$0.0	\$0.0	\$0.0	\$0.0	\$0.0	\$0.0	\$0.0	\$0.0	\$0.0	\$0.0	\$15.0
2921	REFACCIONES Y ACCESORIOS MERES I	\$15.0	\$0.0	\$0.0	\$0.0	\$0.0	\$0.0	\$0.0	\$0.0	\$0.0	\$0.0	\$0.0	\$0.0	\$0.0	\$0.0	\$15.0
2940	Refacciones y accesorios menores de equi	\$15.0	\$0.0	\$0.0	\$0.0	\$3.7	\$0.1	\$3.3	\$0.6	\$0.0	\$0.0	\$0.0	\$0.0	\$0.0	\$7.8	\$7.1
2941	REFACCIONES Y ACCESORIOS MERES I	\$15.0	\$0.0	\$0.0	\$0.0	\$3.7	\$0.1	\$3.3	\$0.6	\$0.0	\$0.0	\$0.0	\$0.0	\$0.0	\$7.8	\$7.1
2960	Refacciones y accesorios menores de equi	\$170.0	\$19.4	\$8.3	\$13.5	\$7.4	\$35.0	\$30.5	\$25.5	\$12.0	\$3.2	\$0.0	\$0.0	\$0.0	\$155.2	\$14.7
2961	REFACCIONES Y ACCESORIOS MERES I	\$170.0	\$19.4	\$8.3	\$13.5	\$7.4	\$35.0	\$30.5	\$25.5	\$12.0	\$3.2	\$0.0	\$0.0	\$0.0	\$155.2	\$14.7
3000	SERVICIOS GENERALES	\$375.0	\$1.4	\$52.8	\$0.3	\$3.7	\$30.9	\$7.6	\$34.3	\$14.0	\$31.3	\$0.0	\$0.0	\$0.0	\$176.7	\$198.2
3200	SERVICIOS DE ARRENDAMIENTO	\$12.5	\$0.0	\$0.0	\$0.0	\$0.0	\$0.0	\$0.0	\$12.5	\$0.0	\$0.0	\$0.0	\$0.0	\$0.0	\$12.5	\$0.0
3250	Arrendamiento de equipo de transporte	\$12.5	\$0.0	\$0.0	\$0.0	\$0.0	\$0.0	\$0.0	\$12.5	\$0.0	\$0.0	\$0.0	\$0.0	\$0.0	\$12.5	\$0.0
3251	Arrendamiento de equipo de transporte	\$12.5	\$0.0	\$0.0	\$0.0	\$0.0	\$0.0	\$0.0	\$12.5	\$0.0	\$0.0	\$0.0	\$0.0	\$0.0	\$12.5	\$0.0
3500	SERVICIOS DE INSTALACIÓN, REPARACI	\$267.4	\$1.4	\$47.0	\$0.3	\$3.7	\$30.9	\$7.6	\$21.8	\$14.0	\$31.3	\$0.0	\$0.0	\$0.0	\$158.4	\$109.0
3510	Conservación y mantenimiento menor de in	\$47.4	\$0.0	\$0.0	\$0.0	\$0.0	\$0.0	\$0.0	\$0.0	\$0.0	\$0.0	\$0.0	\$0.0	\$0.0	\$0.0	\$47.4
3511	CONSERVACIÓN Y MANTENIMIENTO ME	\$47.4	\$0.0	\$0.0	\$0.0	\$0.0	\$0.0	\$0.0	\$0.0	\$0.0	\$0.0	\$0.0	\$0.0	\$0.0	\$0.0	\$47.4
3530	Instalación, reparación y mantenimiento de	\$30.0	\$0.0	\$0.0	\$0.0	\$0.0	\$0.0	\$0.0	\$0.0	\$0.0	\$0.0	\$0.0	\$0.0	\$0.0	\$0.0	\$30.0
3531	INSTALACIÓN, REPARACIÓN Y MANTEN	\$30.0	\$0.0	\$0.0	\$0.0	\$0.0	\$0.0	\$0.0	\$0.0	\$0.0	\$0.0	\$0.0	\$0.0	\$0.0	\$0.0	\$30.0
3550	Reparación y mantenimiento de equipo de t	\$190.0	\$1.4	\$47.0	\$0.3	\$3.7	\$30.9	\$7.6	\$21.8	\$14.0	\$31.3	\$0.0	\$0.0	\$0.0	\$158.4	\$31.5
3551	Reparación y mantenimiento de equipo de t	\$190.0	\$1.4	\$47.0	\$0.3	\$3.7	\$30.9	\$7.6	\$21.8	\$14.0	\$31.3	\$0.0	\$0.0	\$0.0	\$158.4	\$31.5
3600	SERVICIOS DE COMUNICACIÓN SOCIAL `	\$55.0	\$0.0	\$0.0	\$0.0	\$0.0	\$0.0	\$0.0	\$0.0	\$0.0	\$0.0	\$0.0	\$0.0	\$0.0	\$0.0	\$55.0
3610	Difusión por radio,televisión y otros medios	\$55.0	\$0.0	\$0.0	\$0.0	\$0.0	\$0.0	\$0.0	\$0.0	\$0.0	\$0.0	\$0.0	\$0.0	\$0.0	\$0.0	\$55.0
3611	DIFUÓN POR RADIO, TELEVIÓN Y OTRO	\$55.0	\$0.0	\$0.0	\$0.0	\$0.0	\$0.0	\$0.0	\$0.0	\$0.0	\$0.0	\$0.0	\$0.0	\$0.0	\$0.0	\$55.0
3700	Servicios de traslados y viáticos	\$20.0	\$0.0	\$0.0	\$0.0	\$0.0	\$0.0	\$0.0	\$0.0	\$0.0	\$0.0	\$0.0	\$0.0	\$0.0	\$0.0	\$20.0
3750	Viáticos en el pais	\$20.0	\$0.0	\$0.0	\$0.0	\$0.0	\$0.0	\$0.0	\$0.0	\$0.0	\$0.0	\$0.0	\$0.0	\$0.0	\$0.0	\$20.0
3751	Viáticos en el país	\$20.0	\$0.0	\$0.0	\$0.0	\$0.0	\$0.0	\$0.0	\$0.0	\$0.0	\$0.0	\$0.0	\$0.0	\$0.0	\$0.0	\$20.0
3900	OTROS SERVICIOS GENERALES	\$20.0	\$0.0	\$5.7	\$0.0	\$0.0	\$0.0	\$0.0	\$0.0	\$0.0	\$0.0	\$0.0	\$0.0	\$0.0	\$5.7	\$14.2
3920	Impuestos y derechos	\$20.0	\$0.0	\$5.7	\$0.0	\$0.0	\$0.0	\$0.0	\$0.0	\$0.0	\$0.0	\$0.0	\$0.0	\$0.0	\$5.7	\$14.2
3921	Impuestos y derechos	\$20.0	\$0.0	\$5.7	\$0.0	\$0.0	\$0.0	\$0.0	\$0.0	\$0.0	\$0.0	\$0.0	\$0.0	\$0.0	\$5.7	\$14.2
5000	BIENES MUEBLES, INMUEBLES E IN	\$370.1	\$318.9	\$0.0	\$0.0	\$49.2	\$0.0	\$0.0	\$0.0	\$0.0	\$0.0	\$0.0	\$0.0	\$0.0	\$368.1	\$2.0
5400	VEHÍCULOS Y EQUIPO DE TRANSPORTE	\$318.9	\$318.9	\$0.0	\$0.0	\$0.0	\$0.0	\$0.0	\$0.0	\$0.0	\$0.0	\$0.0	\$0.0	\$0.0	\$318.9	\$0.0
5410	Automóviles y Equipo Terrestre	\$318.9	\$318.9	\$0.0	\$0.0	\$0.0	\$0.0	\$0.0	\$0.0	\$0.0	\$0.0	\$0.0	\$0.0	\$0.0	\$318.9	\$0.0

Fecha y

15/jun./2020

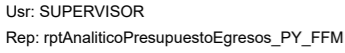
hora de Impresión

01:35 p. m.

Objeto del Gasto		Presupuesto Vigente	Ene	Feb	Mar	Abr	May	Jun	Jul	Ago	Sep	Oct	Nov	Dic	Total	Diferencia (Vigente - Total)
5411	Vehículos y equipo terrestre	\$318.9	\$318.9	\$0.0	\$0.0	\$0.0	\$0.0	\$0.0	\$0.0	\$0.0	\$0.0	\$0.0	\$0.0	\$0.0	\$318.9	\$0.0
5600	MAQUINARIA, OTROS EQUIPOS Y HERRA	\$51.2	\$0.0	\$0.0	\$0.0	\$49.2	\$0.0	\$0.0	\$0.0	\$0.0	\$0.0	\$0.0	\$0.0	\$0.0	\$49.2	\$2.0
5650	Equipo de comunicación y telecomunicaciór	\$1.2	\$0.0	\$0.0	\$0.0	\$0.0	\$0.0	\$0.0	\$0.0	\$0.0	\$0.0	\$0.0	\$0.0	\$0.0	\$0.0	\$1.2
5651	Equipo de comunicación y telecomunicaciór	\$1.2	\$0.0	\$0.0	\$0.0	\$0.0	\$0.0	\$0.0	\$0.0	\$0.0	\$0.0	\$0.0	\$0.0	\$0.0	\$0.0	\$1.2
5670	Herramientas y máquinas-herramientas	\$50.0	\$0.0	\$0.0	\$0.0	\$49.2	\$0.0	\$0.0	\$0.0	\$0.0	\$0.0	\$0.0	\$0.0	\$0.0	\$49.2	\$0.7
5671	Herramientas y máquinas-herramienta	\$50.0	\$0.0	\$0.0	\$0.0	\$49.2	\$0.0	\$0.0	\$0.0	\$0.0	\$0.0	\$0.0	\$0.0	\$0.0	\$49.2	\$0.7
BANORTE RECURSOS FEDERA		\$8,037.3	\$689.5	\$446.8	\$467.2	\$686.1	\$660.0	\$794.4	\$1,322.4	\$1,139.8	\$474.0	\$0.0	\$0.0	\$0.0	\$6,680.8	\$1,356.5
A1005 COMUNICACION SOCIAL																
1000	SERVICIOS PERSONALES	\$2,237.7	\$144.5	\$143.8	\$154.4	\$154.4	\$158.2	\$167.1	\$232.9	\$235.0	\$236.9	\$0.0	\$0.0	\$0.0	\$1,627.8	\$609.8
1100	REMUNERACIONES AL PERSONAL DE C/	\$1,905.0	\$144.5	\$143.8	\$154.4	\$154.4	\$158.2	\$167.1	\$232.9	\$235.0	\$235.6	\$0.0	\$0.0	\$0.0	\$1,626.5	\$278.4
1130	Sueldos base al personal permanente	\$1,905.0	\$144.5	\$143.8	\$154.4	\$154.4	\$158.2	\$167.1	\$232.9	\$235.0	\$235.6	\$0.0	\$0.0	\$0.0	\$1,626.5	\$278.4
1131	SUELDO BASE	\$1,905.0	\$144.5	\$143.8	\$154.4	\$154.4	\$158.2	\$167.1	\$232.9	\$235.0	\$235.6	\$0.0	\$0.0	\$0.0	\$1,626.5	\$278.4
1300	REMUNERACIONES ADICIONALES Y ESP	\$332.7	\$0.0	\$0.0	\$0.0	\$0.0	\$0.0	\$0.0	\$0.0	\$0.0	\$1.3	\$0.0	\$0.0	\$0.0	\$1.3	\$331.3
1320	Primas de vacaciones, dominical y gratifica	\$312.7	\$0.0	\$0.0	\$0.0	\$0.0	\$0.0	\$0.0	\$0.0	\$0.0	\$1.3	\$0.0	\$0.0	\$0.0	\$1.3	\$311.3
1321	PRIMA VACACIONAL	\$42.7	\$0.0	\$0.0	\$0.0	\$0.0	\$0.0	\$0.0	\$0.0	\$0.0	\$1.3	\$0.0	\$0.0	\$0.0	\$1.3	\$41.3
1323	GRATIFICACIÓN DE FIN DE AÑO	\$270.0	\$0.0	\$0.0	\$0.0	\$0.0	\$0.0	\$0.0	\$0.0	\$0.0	\$0.0	\$0.0	\$0.0	\$0.0	\$0.0	\$270.0
1330	Horas extraordinarias	\$20.0	\$0.0	\$0.0	\$0.0	\$0.0	\$0.0	\$0.0	\$0.0	\$0.0	\$0.0	\$0.0	\$0.0	\$0.0	\$0.0	\$20.0
1331	REMUNERACIONES POR HORAS EXTRA	\$20.0	\$0.0	\$0.0	\$0.0	\$0.0	\$0.0	\$0.0	\$0.0	\$0.0	\$0.0	\$0.0	\$0.0	\$0.0	\$0.0	\$20.0
2000	MATERIALES Y SUMINISTRO	\$1,467.7	\$42.0	\$90.0	\$95.6	\$90.7	\$108.8	\$84.5	\$107.2	\$94.9	\$83.9	\$0.0	\$0.0	\$0.0	\$797.9	\$669.7
2100	Materiales de administración, emisión de i	\$357.9	\$2.7	\$56.7	\$36.1	\$8.0	\$1.0	\$0.0	\$15.8	\$3.6	\$2.0	\$0.0	\$0.0	\$0.0	\$126.3	\$231.5
2110	Materiales, útiles y equipos menores de ofic	\$48.5	\$0.0	\$15.6	\$1.9	\$8.0	\$1.0	\$0.0	\$13.5	\$1.0	\$2.0	\$0.0	\$0.0	\$0.0	\$43.4	\$5.0
2111	MATERIALES, ÚTILES Y EQUIPOS MERE	\$48.5	\$0.0	\$15.6	\$1.9	\$8.0	\$1.0	\$0.0	\$13.5	\$1.0	\$2.0	\$0.0	\$0.0	\$0.0	\$43.4	\$5.0
2140	Materiales, útiles y equipos menores de teci	\$40.9	\$0.0	\$5.5	\$0.0	\$0.0	\$0.0	\$0.0	\$2.3	\$2.1	\$0.0	\$0.0	\$0.0	\$0.0	\$9.9	\$30.9
2141	MATERIALES, ÚTILES Y EQUIPOS MERE	\$40.9	\$0.0	\$5.5	\$0.0	\$0.0	\$0.0	\$0.0	\$2.3	\$2.1	\$0.0	\$0.0	\$0.0	\$0.0	\$9.9	\$30.9
2150	Material impreso e información digital	\$268.5	\$2.7	\$35.5	\$34.1	\$0.0	\$0.0	\$0.0	\$0.0	\$0.4	\$0.0	\$0.0	\$0.0	\$0.0	\$72.9	\$195.5
2151	Material impreso e información digital	\$268.5	\$2.7	\$35.5	\$34.1	\$0.0	\$0.0	\$0.0	\$0.0	\$0.4	\$0.0	\$0.0	\$0.0	\$0.0	\$72.9	\$195.5
2200	ALIMENTOS Y UTENSILIOS	\$20.0	\$0.0	\$0.0	\$2.2	\$0.0	\$0.0	\$0.0	\$0.0	\$0.0	\$0.8	\$0.0	\$0.0	\$0.0	\$3.0	\$16.9
2210	Productos alimenticios para personas	\$20.0	\$0.0	\$0.0	\$2.2	\$0.0	\$0.0	\$0.0	\$0.0	\$0.0	\$0.8	\$0.0	\$0.0	\$0.0	\$3.0	\$16.9
2211	ALIMENTACIÓN EN OFICINAS O LUGARE	\$20.0	\$0.0	\$0.0	\$2.2	\$0.0	\$0.0	\$0.0	\$0.0	\$0.0	\$0.8	\$0.0	\$0.0	\$0.0	\$3.0	\$16.9
2400	MATERIALES Y ARTÍCULOS DE CONSTRU	\$219.3	\$0.0	\$0.0	\$5.8	\$7.3	\$4.6	\$0.0	\$1.4	\$1.8	\$0.0	\$0.0	\$0.0	\$0.0	\$21.2	\$198.0
2410	Productos minerales no metálicos	\$10.9	\$0.0	\$0.0	\$0.0	\$0.0	\$0.0	\$0.0	\$0.0	\$0.0	\$0.0	\$0.0	\$0.0	\$0.0	\$0.0	\$10.9
2411	PRODUCTOS MINERALES NO METÁLICC	\$10.9	\$0.0	\$0.0	\$0.0	\$0.0	\$0.0	\$0.0	\$0.0	\$0.0	\$0.0	\$0.0	\$0.0	\$0.0	\$0.0	\$10.9
2420	Cemento y productos de concreto	\$78.1	\$0.0	\$0.0	\$0.0	\$0.0	\$0.0	\$0.0	\$0.0	\$0.0	\$0.0	\$0.0	\$0.0	\$0.0	\$0.0	\$78.1
2421	Cemento y productos de concreto	\$78.1	\$0.0	\$0.0	\$0.0	\$0.0	\$0.0	\$0.0	\$0.0	\$0.0	\$0.0	\$0.0	\$0.0	\$0.0	\$0.0	\$78.1
2430	Cal, yeso y productos de yeso	\$10.0	\$0.0	\$0.0	\$0.0	\$0.0	\$0.0	\$0.0	\$0.0	\$0.0	\$0.0	\$0.0	\$0.0	\$0.0	\$0.0	\$10.0
2431	Cal, yeso y productos de yeso	\$10.0	\$0.0	\$0.0	\$0.0	\$0.0	\$0.0	\$0.0	\$0.0	\$0.0	\$0.0	\$0.0	\$0.0	\$0.0	\$0.0	\$10.0
2440	Madera y productos de madera	\$20.0	\$0.0	\$0.0	\$0.0	\$0.0	\$0.0	\$0.0	\$0.0	\$0.0	\$0.0	\$0.0	\$0.0	\$0.0	\$0.0	\$20.0
2441	Madera y productos de madera	\$20.0	\$0.0	\$0.0	\$0.0	\$0.0	\$0.0	\$0.0	\$0.0	\$0.0	\$0.0	\$0.0	\$0.0	\$0.0	\$0.0	\$20.0

Objeto del Gasto		Presupuesto Vigente	Ene	Feb	Mar	Abr	May	Jun	Jul	Ago	Sep	Oct	Nov	Dic	Total	Diferencia (Vigente - Total)
2450	Vidrio y productos de vidrio	\$10.0	\$0.0	\$0.0	\$0.0	\$0.0	\$0.0	\$0.0	\$0.0	\$0.0	\$0.0	\$0.0	\$0.0	\$0.0	\$0.0	\$10.0
2451	Vidrio y productos de vidrio	\$10.0	\$0.0	\$0.0	\$0.0	\$0.0	\$0.0	\$0.0	\$0.0	\$0.0	\$0.0	\$0.0	\$0.0	\$0.0	\$0.0	\$10.0
2460	Material eléctrico y electrónico	\$60.2	\$0.0	\$0.0	\$3.8	\$7.3	\$3.6	\$0.0	\$1.4	\$1.8	\$0.0	\$0.0	\$0.0	\$0.0	\$18.1	\$42.1
2461	Material eléctrico y electrónico	\$60.2	\$0.0	\$0.0	\$3.8	\$7.3	\$3.6	\$0.0	\$1.4	\$1.8	\$0.0	\$0.0	\$0.0	\$0.0	\$18.1	\$42.1
2480	Materiales complementarios	\$20.0	\$0.0	\$0.0	\$0.0	\$0.0	\$0.0	\$0.0	\$0.0	\$0.0	\$0.0	\$0.0	\$0.0	\$0.0	\$0.0	\$20.0
2481	Materiales complementarios	\$20.0	\$0.0	\$0.0	\$0.0	\$0.0	\$0.0	\$0.0	\$0.0	\$0.0	\$0.0	\$0.0	\$0.0	\$0.0	\$0.0	\$20.0
2490	Otros materiales y artículos de construcción	\$10.0	\$0.0	\$0.0	\$2.0	\$0.0	\$1.0	\$0.0	\$0.0	\$0.0	\$0.0	\$0.0	\$0.0	\$0.0	\$3.1	\$6.8
2491	Otros materiales y artículos de construcción	\$10.0	\$0.0	\$0.0	\$2.0	\$0.0	\$1.0	\$0.0	\$0.0	\$0.0	\$0.0	\$0.0	\$0.0	\$0.0	\$3.1	\$6.8
2600	COMBUSTIBLES, LUBRICANTES Y ADITIV	\$790.5	\$31.4	\$32.5	\$50.6	\$73.3	\$102.2	\$84.5	\$89.8	\$87.3	\$78.5	\$0.0	\$0.0	\$0.0	\$630.5	\$159.9
2610	Combustibles, lubricantes y aditivos	\$790.5	\$31.4	\$32.5	\$50.6	\$73.3	\$102.2	\$84.5	\$89.8	\$87.3	\$78.5	\$0.0	\$0.0	\$0.0	\$630.5	\$159.9
2611	Combustibles, lubricantes y aditivos	\$790.5	\$31.4	\$32.5	\$50.6	\$73.3	\$102.2	\$84.5	\$89.8	\$87.3	\$78.5	\$0.0	\$0.0	\$0.0	\$630.5	\$159.9
2700	VESTUARIO, BLANCOS, PRENDAS DE PR	\$2.5	\$0.0	\$0.0	\$0.0	\$0.0	\$0.0	\$0.0	\$0.0	\$0.0	\$2.5	\$0.0	\$0.0	\$0.0	\$2.5	\$0.0
2710	Vestuario y uniformes	\$2.5	\$0.0	\$0.0	\$0.0	\$0.0	\$0.0	\$0.0	\$0.0	\$0.0	\$2.5	\$0.0	\$0.0	\$0.0	\$2.5	\$0.0
2711	Vestuario y uniformes	\$2.5	\$0.0	\$0.0	\$0.0	\$0.0	\$0.0	\$0.0	\$0.0	\$0.0	\$2.5	\$0.0	\$0.0	\$0.0	\$2.5	\$0.0
2900	HERRAMIENTAS, REFACCIONES Y ACCE:	\$77.4	\$7.7	\$0.6	\$0.6	\$1.9	\$0.9	\$0.0	\$0.1	\$1.9	\$0.0	\$0.0	\$0.0	\$0.0	\$14.1	\$63.3
2910	Herramientas menores	\$10.0	\$0.0	\$0.0	\$0.0	\$1.3	\$0.9	\$0.0	\$0.0	\$0.6	\$0.0	\$0.0	\$0.0	\$0.0	\$2.9	\$7.0
2911	HERRAMIENTAS MENORES	\$10.0	\$0.0	\$0.0	\$0.0	\$1.3	\$0.9	\$0.0	\$0.0	\$0.6	\$0.0	\$0.0	\$0.0	\$0.0	\$2.9	\$7.0
2920	Refacciones y accesorios menores de edific	\$10.0	\$0.2	\$0.5	\$0.6	\$0.0	\$0.0	\$0.0	\$0.0	\$0.0	\$0.0	\$0.0	\$0.0	\$0.0	\$1.4	\$8.5
2921	REFACCIONES Y ACCESORIOS MERES I	\$10.0	\$0.2	\$0.5	\$0.6	\$0.0	\$0.0	\$0.0	\$0.0	\$0.0	\$0.0	\$0.0	\$0.0	\$0.0	\$1.4	\$8.5
2940	Refacciones y accesorios menores de equip	\$27.4	\$0.0	\$0.1	\$0.0	\$0.6	\$0.0	\$0.0	\$0.1	\$1.2	\$0.0	\$0.0	\$0.0	\$0.0	\$2.2	\$25.2
2941	REFACCIONES Y ACCESORIOS MERES I	\$27.4	\$0.0	\$0.1	\$0.0	\$0.6	\$0.0	\$0.0	\$0.1	\$1.2	\$0.0	\$0.0	\$0.0	\$0.0	\$2.2	\$25.2
2960	Refacciones y accesorios menores de equip	\$30.0	\$7.5	\$0.0	\$0.0	\$0.0	\$0.0	\$0.0	\$0.0	\$0.0	\$0.0	\$0.0	\$0.0	\$0.0	\$7.5	\$22.4
2961	REFACCIONES Y ACCESORIOS MERES I	\$30.0	\$7.5	\$0.0	\$0.0	\$0.0	\$0.0	\$0.0	\$0.0	\$0.0	\$0.0	\$0.0	\$0.0	\$0.0	\$7.5	\$22.4
3000	SERVICIOS GENERALES	\$1,799.6	\$58.8	\$65.3	\$166.9	\$74.5	\$142.2	\$72.8	\$57.2	\$106.6	\$131.5	\$0.0	\$0.0	\$0.0	\$876.2	\$923.3
3200	SERVICIOS DE ARRENDAMIENTO	\$101.4	\$0.0	\$0.0	\$0.0	\$0.0	\$0.0	\$0.0	\$0.0	\$0.0	\$0.0	\$0.0	\$0.0	\$0.0	\$0.0	\$101.4
3260	Arrendamiento de maquinaria, otros equipo:	\$101.4	\$0.0	\$0.0	\$0.0	\$0.0	\$0.0	\$0.0	\$0.0	\$0.0	\$0.0	\$0.0	\$0.0	\$0.0	\$0.0	\$101.4
3261	Arrendamiento de maquinaria, otros equipo:	\$101.4	\$0.0	\$0.0	\$0.0	\$0.0	\$0.0	\$0.0	\$0.0	\$0.0	\$0.0	\$0.0	\$0.0	\$0.0	\$0.0	\$101.4
3300	SERVICIOS PROFESIONALES, CIENTÍFIC	\$203.0	\$0.0	\$0.0	\$0.0	\$0.0	\$0.0	\$0.0	\$0.0	\$0.0	\$0.0	\$0.0	\$0.0	\$0.0	\$0.0	\$203.0
3320	Servicios de diseño, arquitectura, ingeniería	\$200.0	\$0.0	\$0.0	\$0.0	\$0.0	\$0.0	\$0.0	\$0.0	\$0.0	\$0.0	\$0.0	\$0.0	\$0.0	\$0.0	\$200.0
3321	Servicios de diseño, arquitectura, ingeniería	\$200.0	\$0.0	\$0.0	\$0.0	\$0.0	\$0.0	\$0.0	\$0.0	\$0.0	\$0.0	\$0.0	\$0.0	\$0.0	\$0.0	\$200.0
3340	Servicios de capacitación	\$3.0	\$0.0	\$0.0	\$0.0	\$0.0	\$0.0	\$0.0	\$0.0	\$0.0	\$0.0	\$0.0	\$0.0	\$0.0	\$0.0	\$3.0
3341	Servicios de capacitación	\$3.0	\$0.0	\$0.0	\$0.0	\$0.0	\$0.0	\$0.0	\$0.0	\$0.0	\$0.0	\$0.0	\$0.0	\$0.0	\$0.0	\$3.0
3500	SERVICIOS DE INSTALACIÓN, REPARACI	\$60.0	\$2.9	\$0.0	\$0.0	\$0.0	\$0.0	\$0.0	\$0.0	\$6.4	\$4.2	\$0.0	\$0.0	\$0.0	\$13.7	\$46.2
3510	Conservación y mantenimiento menor de in	\$20.0	\$0.0	\$0.0	\$0.0	\$0.0	\$0.0	\$0.0	\$0.0	\$6.4	\$0.0	\$0.0	\$0.0	\$0.0	\$6.4	\$13.5
3511	CONSERVACIÓN Y MANTENIMIENTO ME	\$20.0	\$0.0	\$0.0	\$0.0	\$0.0	\$0.0	\$0.0	\$0.0	\$6.4	\$0.0	\$0.0	\$0.0	\$0.0	\$6.4	\$13.5
3530	Instalación, reparación y mantenimiento de	\$15.0	\$0.0	\$0.0	\$0.0	\$0.0	\$0.0	\$0.0	\$0.0	\$0.0	\$4.2	\$0.0	\$0.0	\$0.0	\$4.2	\$10.7
3531	INSTALACIÓN, REPARACIÓN Y MANTEN	\$15.0	\$0.0	\$0.0	\$0.0	\$0.0	\$0.0	\$0.0	\$0.0	\$0.0	\$4.2	\$0.0	\$0.0	\$0.0	\$4.2	\$10.7
3550	Reparación y mantenimiento de equipo de t	\$25.0	\$2.9	\$0.0	\$0.0	\$0.0	\$0.0	\$0.0	\$0.0	\$0.0	\$0.0	\$0.0	\$0.0	\$0.0	\$2.9	\$22.0
3551	Reparación y mantenimiento de equipo de t	\$25.0	\$2.9	\$0.0	\$0.0	\$0.0	\$0.0	\$0.0	\$0.0	\$0.0	\$0.0	\$0.0	\$0.0	\$0.0	\$2.9	\$22.0
3600	SERVICIOS DE COMUNICACIÓN SOCIAL `	\$885.2	\$34.8	\$63.8	\$81.2	\$46.4	\$52.2	\$29.0	\$40.6	\$58.0	\$83.5	\$0.0	\$0.0	\$0.0	\$489.5	\$395.6

Objeto del Gasto		Presupuesto Vigente	Ene	Feb	Mar	Abr	May	Jun	Jul	Ago	Sep	Oct	Nov	Dic	Total	Diferencia (Vigente - Total)
3610	Difusión por radio,televisión y otros medios	\$378.0	\$11.6	\$17.4	\$0.0	\$17.4	\$40.6	\$17.4	\$40.6	\$23.2	\$48.7	\$0.0	\$0.0	\$0.0	\$216.9	\$161.0
3611	DIFUÓN POR RADIO, TELEVISIÓN Y OTRO	\$228.0	\$11.6	\$17.4	\$0.0	\$17.4	\$40.6	\$17.4	\$40.6	\$23.2	\$34.8	\$0.0	\$0.0	\$0.0	\$203.0	\$25.0
3612	INFORME DE GOBIER	\$150.0	\$0.0	\$0.0	\$0.0	\$0.0	\$0.0	\$0.0	\$0.0	\$0.0	\$13.9	\$0.0	\$0.0	\$0.0	\$13.9	\$136.0
3650	Servicios de la industria fílmica, del sonido y	\$241.5	\$23.2	\$23.2	\$23.2	\$0.0	\$0.0	\$0.0	\$0.0	\$0.0	\$23.2	\$0.0	\$0.0	\$0.0	\$92.8	\$148.7
3651	SERVICIOS DE LA INDUSTRIA FÍLMICA, I	\$241.5	\$23.2	\$23.2	\$23.2	\$0.0	\$0.0	\$0.0	\$0.0	\$0.0	\$23.2	\$0.0	\$0.0	\$0.0	\$92.8	\$148.7
3660	Servicios de creación y difusión de contenid	\$265.7	\$0.0	\$23.2	\$58.0	\$29.0	\$11.6	\$11.6	\$0.0	\$34.8	\$11.6	\$0.0	\$0.0	\$0.0	\$179.8	\$85.9
3661	SERVICIO DE CREACIÓN Y DIFUÓN DE C	\$265.7	\$0.0	\$23.2	\$58.0	\$29.0	\$11.6	\$11.6	\$0.0	\$34.8	\$11.6	\$0.0	\$0.0	\$0.0	\$179.8	\$85.9
3800	SERVICIOS OFICIALES	\$550.0	\$21.0	\$1.5	\$85.7	\$28.1	\$90.0	\$43.8	\$16.6	\$42.1	\$43.7	\$0.0	\$0.0	\$0.0	\$372.9	\$177.0
3810	Gastos ceremonial	\$190.0	\$0.1	\$0.5	\$16.0	\$1.8	\$23.2	\$13.0	\$4.2	\$30.7	\$38.2	\$0.0	\$0.0	\$0.0	\$128.2	\$61.7
3811	Gastos de ceremonial	\$190.0	\$0.1	\$0.5	\$16.0	\$1.8	\$23.2	\$13.0	\$4.2	\$30.7	\$38.2	\$0.0	\$0.0	\$0.0	\$128.2	\$61.7
3820	Gastos de orden social y cultural	\$360.0	\$20.8	\$1.0	\$69.7	\$26.2	\$66.8	\$30.8	\$12.3	\$11.3	\$5.4	\$0.0	\$0.0	\$0.0	\$244.6	\$115.3
3821	Gastos de orden social y cultural	\$360.0	\$20.8	\$1.0	\$69.7	\$26.2	\$66.8	\$30.8	\$12.3	\$11.3	\$5.4	\$0.0	\$0.0	\$0.0	\$244.6	\$115.3
5000	BIENES MUEBLES, INMUEBLES E IN	\$75.8	\$0.0	\$0.0	\$0.0	\$20.8	\$0.0	\$0.0	\$0.0	\$30.8	\$0.0	\$0.0	\$0.0	\$0.0	\$51.7	\$24.1
5100	MOBILIARIO Y EQUIPO DE ADMINISTRAC	\$24.1	\$0.0	\$0.0	\$0.0	\$0.0	\$0.0	\$0.0	\$0.0	\$0.0	\$0.0	\$0.0	\$0.0	\$0.0	\$0.0	\$24.1
5110	Muebles de oficina y estantería	\$24.1	\$0.0	\$0.0	\$0.0	\$0.0	\$0.0	\$0.0	\$0.0	\$0.0	\$0.0	\$0.0	\$0.0	\$0.0	\$0.0	\$24.1
5111	Muebles de oficina y estantería	\$24.1	\$0.0	\$0.0	\$0.0	\$0.0	\$0.0	\$0.0	\$0.0	\$0.0	\$0.0	\$0.0	\$0.0	\$0.0	\$0.0	\$24.1
5200	MOBILIARIO Y EQUIPO EDUCACIONAL Y	\$20.8	\$0.0	\$0.0	\$0.0	\$20.8	\$0.0	\$0.0	\$0.0	\$0.0	\$0.0	\$0.0	\$0.0	\$0.0	\$20.8	\$0.0
5230	Cámaras fotográficas y de video	\$20.8	\$0.0	\$0.0	\$0.0	\$20.8	\$0.0	\$0.0	\$0.0	\$0.0	\$0.0	\$0.0	\$0.0	\$0.0	\$20.8	\$0.0
5231	Cámaras fotográficas y de video	\$20.8	\$0.0	\$0.0	\$0.0	\$20.8	\$0.0	\$0.0	\$0.0	\$0.0	\$0.0	\$0.0	\$0.0	\$0.0	\$20.8	\$0.0
5600	MAQUINARIA, OTROS EQUIPOS Y HERRA	\$30.8	\$0.0	\$0.0	\$0.0	\$0.0	\$0.0	\$0.0	\$0.0	\$30.8	\$0.0	\$0.0	\$0.0	\$0.0	\$30.8	\$0.0
5660	Equipos de generación eléctrica, aparatos y	\$30.8	\$0.0	\$0.0	\$0.0	\$0.0	\$0.0	\$0.0	\$0.0	\$30.8	\$0.0	\$0.0	\$0.0	\$0.0	\$30.8	\$0.0
5661	Equipos de generación eléctrica, aparatos y	\$30.8	\$0.0	\$0.0	\$0.0	\$0.0	\$0.0	\$0.0	\$0.0	\$30.8	\$0.0	\$0.0	\$0.0	\$0.0	\$30.8	\$0.0
BANORTE RECURSOS FEDERA		\$5,580.9	\$245.4	\$299.3	\$417.0	\$340.6	\$409.3	\$324.5	\$397.5	\$467.4	\$452.4	\$0.0	\$0.0	\$0.0	\$3,353.7	\$2,227.1
A1006 TRANSPARENCIA																
1000	SERVICIOS PERSONALES	\$607.0	\$0.0	\$0.0	\$0.0	\$0.0	\$0.0	\$0.0	\$0.0	\$0.0	\$0.0	\$0.0	\$0.0	\$0.0	\$0.0	\$607.0
1100	REMUNERACIONES AL PERSONAL DE C/	\$517.0	\$0.0	\$0.0	\$0.0	\$0.0	\$0.0	\$0.0	\$0.0	\$0.0	\$0.0	\$0.0	\$0.0	\$0.0	\$0.0	\$517.0
1130	Sueldos base al personal permanente	\$517.0	\$0.0	\$0.0	\$0.0	\$0.0	\$0.0	\$0.0	\$0.0	\$0.0	\$0.0	\$0.0	\$0.0	\$0.0	\$0.0	\$517.0
1131	SUELDO BASE	\$517.0	\$0.0	\$0.0	\$0.0	\$0.0	\$0.0	\$0.0	\$0.0	\$0.0	\$0.0	\$0.0	\$0.0	\$0.0	\$0.0	\$517.0
1300	REMUNERACIONES ADICIONALES Y ESP	\$90.0	\$0.0	\$0.0	\$0.0	\$0.0	\$0.0	\$0.0	\$0.0	\$0.0	\$0.0	\$0.0	\$0.0	\$0.0	\$0.0	\$90.0
1320	Primas de vacaciones, dominical y gratificar	\$90.0	\$0.0	\$0.0	\$0.0	\$0.0	\$0.0	\$0.0	\$0.0	\$0.0	\$0.0	\$0.0	\$0.0	\$0.0	\$0.0	\$90.0
1321	PRIMA VACACIONAL	\$20.0	\$0.0	\$0.0	\$0.0	\$0.0	\$0.0	\$0.0	\$0.0	\$0.0	\$0.0	\$0.0	\$0.0	\$0.0	\$0.0	\$20.0
1323	GRATIFICACIÓN DE FIN DE AÑO	\$70.0	\$0.0	\$0.0	\$0.0	\$0.0	\$0.0	\$0.0	\$0.0	\$0.0	\$0.0	\$0.0	\$0.0	\$0.0	\$0.0	\$70.0
BANORTE RECURSOS FEDERA		\$607.0	\$0.0	\$0.0	\$0.0	\$0.0	\$0.0	\$0.0	\$0.0	\$0.0	\$0.0	\$0.0	\$0.0	\$0.0	\$0.0	\$607.0
A1009 TURISMO																
1000	SERVICIOS PERSONALES	\$5,815.0	\$387.5	\$457.5	\$506.7	\$490.0	\$587.7	\$527.8	\$553.3	\$563.3	\$517.8	\$0.0	\$0.0	\$0.0	\$4,592.1	\$1,222.8
1100	REMUNERACIONES AL PERSONAL DE C/	\$4,940.0	\$387.5	\$452.1	\$505.8	\$484.1	\$571.7	\$522.1	\$553.3	\$557.5	\$513.4	\$0.0	\$0.0	\$0.0	\$4,548.0	\$391.9
1130	Sueldos base al personal permanente	\$4,940.0	\$387.5	\$452.1	\$505.8	\$484.1	\$571.7	\$522.1	\$553.3	\$557.5	\$513.4	\$0.0	\$0.0	\$0.0	\$4,548.0	\$391.9



ESTADO DE SAN LUIS POTOSÍ
Analítico Mensual de Egresos Ejercidos por Fuente de Financiamiento al 30/sep./2019
(Cuentas con Movimientos)
 (Cifras en miles de pesos)

Fecha y hora de Impresión	15/jun./2020 01:35 p. m.
---------------------------	-----------------------------

Page 14

Objeto del Gasto		Presupuesto Vigente	Ene	Feb	Mar	Abr	May	Jun	Jul	Ago	Sep	Oct	Nov	Dic	Total	Diferencia (Vigente - Total)
2730	Artículos deportivos	\$127.2	\$0.0	\$0.6	\$37.9	\$15.1	\$12.5	\$0.0	\$4.3	\$0.0	\$5.4	\$0.0	\$0.0	\$0.0	\$75.9	\$51.3
2731	Artículos deportivos	\$127.2	\$0.0	\$0.6	\$37.9	\$15.1	\$12.5	\$0.0	\$4.3	\$0.0	\$5.4	\$0.0	\$0.0	\$0.0	\$75.9	\$51.3
2740	Productos textiles	\$2.7	\$0.0	\$0.0	\$0.0	\$0.0	\$0.0	\$0.0	\$2.7	\$0.0	\$0.0	\$0.0	\$0.0	\$0.0	\$2.7	\$0.0
2741	Productos textiles	\$2.7	\$0.0	\$0.0	\$0.0	\$0.0	\$0.0	\$0.0	\$2.7	\$0.0	\$0.0	\$0.0	\$0.0	\$0.0	\$2.7	\$0.0
2900	HERRAMIENTAS, REFACCIONES Y ACCE:	\$130.0	\$0.0	\$43.6	\$4.7	\$13.6	\$9.9	\$21.8	\$2.1	\$6.2	\$0.2	\$0.0	\$0.0	\$0.0	\$102.4	\$27.5
2910	Herramientas menores	\$30.0	\$0.0	\$5.3	\$2.0	\$4.0	\$0.0	\$0.0	\$1.4	\$5.0	\$0.2	\$0.0	\$0.0	\$0.0	\$18.1	\$11.8
2911	HERRAMIENTAS MENORES	\$30.0	\$0.0	\$5.3	\$2.0	\$4.0	\$0.0	\$0.0	\$1.4	\$5.0	\$0.2	\$0.0	\$0.0	\$0.0	\$18.1	\$11.8
2920	Refacciones y accesorios menores de edific	\$20.0	\$0.0	\$0.8	\$2.7	\$4.9	\$0.0	\$0.0	\$0.6	\$0.7	\$0.0	\$0.0	\$0.0	\$0.0	\$9.9	\$10.0
2921	REFACCIONES Y ACCESORIOS MERES I	\$20.0	\$0.0	\$0.8	\$2.7	\$4.9	\$0.0	\$0.0	\$0.6	\$0.7	\$0.0	\$0.0	\$0.0	\$0.0	\$9.9	\$10.0
2940	Refacciones y accesorios menores de equi	\$10.0	\$0.0	\$0.0	\$0.0	\$4.6	\$0.8	\$0.0	\$0.0	\$0.4	\$0.0	\$0.0	\$0.0	\$0.0	\$5.9	\$4.0
2941	REFACCIONES Y ACCESORIOS MERES I	\$10.0	\$0.0	\$0.0	\$0.0	\$4.6	\$0.8	\$0.0	\$0.0	\$0.4	\$0.0	\$0.0	\$0.0	\$0.0	\$5.9	\$4.0
2960	Refacciones y accesorios menores de equi	\$70.0	\$0.0	\$37.4	\$0.0	\$0.0	\$9.0	\$21.8	\$0.0	\$0.0	\$0.0	\$0.0	\$0.0	\$0.0	\$68.4	\$1.5
2961	REFACCIONES Y ACCESORIOS MERES I	\$70.0	\$0.0	\$37.4	\$0.0	\$0.0	\$9.0	\$21.8	\$0.0	\$0.0	\$0.0	\$0.0	\$0.0	\$0.0	\$68.4	\$1.5
3000	SERVICIOS GENERALES	\$1,465.0	\$10.1	\$57.8	\$69.1	\$219.5	\$272.7	\$186.5	\$108.0	\$229.1	\$66.9	\$0.0	\$0.0	\$0.0	\$1,220.1	\$244.8
3100	SERVICIOS BÁSICOS	\$60.0	\$0.0	\$0.0	\$0.0	\$0.0	\$0.0	\$0.0	\$0.0	\$0.0	\$0.0	\$0.0	\$0.0	\$0.0	\$0.0	\$60.0
3170	Servicios de acceso a Internet, redes y proc	\$60.0	\$0.0	\$0.0	\$0.0	\$0.0	\$0.0	\$0.0	\$0.0	\$0.0	\$0.0	\$0.0	\$0.0	\$0.0	\$0.0	\$60.0
3171	Servicios de acceso de Internet, redes y prc	\$60.0	\$0.0	\$0.0	\$0.0	\$0.0	\$0.0	\$0.0	\$0.0	\$0.0	\$0.0	\$0.0	\$0.0	\$0.0	\$0.0	\$60.0
3200	SERVICIOS DE ARRENDAMIENTO	\$42.5	\$0.0	\$0.0	\$0.0	\$0.0	\$0.0	\$0.0	\$42.5	\$0.0	\$0.0	\$0.0	\$0.0	\$0.0	\$42.5	\$0.0
3220	Arrendamiento de edificios	\$39.0	\$0.0	\$0.0	\$0.0	\$0.0	\$0.0	\$0.0	\$39.0	\$0.0	\$0.0	\$0.0	\$0.0	\$0.0	\$39.0	\$0.0
3221	Arrendamiento de edificios	\$39.0	\$0.0	\$0.0	\$0.0	\$0.0	\$0.0	\$0.0	\$39.0	\$0.0	\$0.0	\$0.0	\$0.0	\$0.0	\$39.0	\$0.0
3250	Arrendamiento de equipo de transporte	\$3.4	\$0.0	\$0.0	\$0.0	\$0.0	\$0.0	\$0.0	\$3.4	\$0.0	\$0.0	\$0.0	\$0.0	\$0.0	\$3.4	\$0.0
3251	Arrendamiento de equipo de transporte	\$3.4	\$0.0	\$0.0	\$0.0	\$0.0	\$0.0	\$0.0	\$3.4	\$0.0	\$0.0	\$0.0	\$0.0	\$0.0	\$3.4	\$0.0
3300	SERVICIOS PROFESIONALES, CIENTÍFICI	\$57.4	\$0.0	\$0.0	\$0.0	\$0.0	\$0.0	\$0.0	\$0.0	\$0.0	\$0.0	\$0.0	\$0.0	\$0.0	\$0.0	\$57.4
3320	Servicios de diseño, arquitectura, ingeniería	\$57.4	\$0.0	\$0.0	\$0.0	\$0.0	\$0.0	\$0.0	\$0.0	\$0.0	\$0.0	\$0.0	\$0.0	\$0.0	\$0.0	\$57.4
3321	Servicios de diseño, arquitectura, ingeniería	\$57.4	\$0.0	\$0.0	\$0.0	\$0.0	\$0.0	\$0.0	\$0.0	\$0.0	\$0.0	\$0.0	\$0.0	\$0.0	\$0.0	\$57.4
3500	SERVICIOS DE INSTALACIÓN, REPARACI	\$120.0	\$0.0	\$39.2	\$0.0	\$0.9	\$11.3	\$12.1	\$0.0	\$0.0	\$0.0	\$0.0	\$0.0	\$0.0	\$63.6	\$56.3
3510	Conservación y mantenimiento menor de in	\$20.0	\$0.0	\$0.0	\$0.0	\$0.9	\$0.0	\$0.0	\$0.0	\$0.0	\$0.0	\$0.0	\$0.0	\$0.0	\$0.9	\$19.0
3511	CONSERVACIÓN Y MANTENIMIENTO ME	\$20.0	\$0.0	\$0.0	\$0.0	\$0.9	\$0.0	\$0.0	\$0.0	\$0.0	\$0.0	\$0.0	\$0.0	\$0.0	\$0.9	\$19.0
3550	Reparación y mantenimiento de equipo de t	\$100.0	\$0.0	\$39.2	\$0.0	\$0.0	\$11.3	\$12.1	\$0.0	\$0.0	\$0.0	\$0.0	\$0.0	\$0.0	\$62.6	\$37.3
3551	Reparación y mantenimiento de equipo de t	\$100.0	\$0.0	\$39.2	\$0.0	\$0.0	\$11.3	\$12.1	\$0.0	\$0.0	\$0.0	\$0.0	\$0.0	\$0.0	\$62.6	\$37.3
3600	SERVICIOS DE COMUNICACIÓN SOCIAL `	\$15.0	\$0.0	\$0.0	\$0.0	\$0.0	\$0.0	\$0.0	\$0.0	\$0.0	\$0.0	\$0.0	\$0.0	\$0.0	\$0.0	\$15.0
3650	Servicios de la industria fílmica, del sonido y	\$15.0	\$0.0	\$0.0	\$0.0	\$0.0	\$0.0	\$0.0	\$0.0	\$0.0	\$0.0	\$0.0	\$0.0	\$0.0	\$0.0	\$15.0
3651	SERVICIOS DE LA INDUSTRIA FÍLMICA, I	\$15.0	\$0.0	\$0.0	\$0.0	\$0.0	\$0.0	\$0.0	\$0.0	\$0.0	\$0.0	\$0.0	\$0.0	\$0.0	\$0.0	\$15.0
3700	Servicios de traslados y viáticos	\$15.0	\$0.0	\$0.0	\$0.0	\$0.0	\$0.0	\$0.0	\$0.0	\$0.0	\$0.0	\$0.0	\$0.0	\$0.0	\$0.0	\$15.0
3750	Viáticos en el país	\$15.0	\$0.0	\$0.0	\$0.0	\$0.0	\$0.0	\$0.0	\$0.0	\$0.0	\$0.0	\$0.0	\$0.0	\$0.0	\$0.0	\$15.0
3751	Viáticos en el país	\$15.0	\$0.0	\$0.0	\$0.0	\$0.0	\$0.0	\$0.0	\$0.0	\$0.0	\$0.0	\$0.0	\$0.0	\$0.0	\$0.0	\$15.0
3800	SERVICIOS OFICIALES	\$1,155.0	\$10.1	\$18.6	\$69.1	\$218.5	\$261.4	\$174.4	\$65.5	\$229.1	\$66.9	\$0.0	\$0.0	\$0.0	\$1,113.9	\$41.0
3810	Gastos ceremonial	\$170.0	\$0.0	\$1.8	\$2.8	\$0.0	\$0.0	\$39.6	\$20.8	\$65.1	\$19.7	\$0.0	\$0.0	\$0.0	\$150.0	\$19.9
3811	Gastos de ceremonial	\$170.0	\$0.0	\$1.8	\$2.8	\$0.0	\$0.0	\$39.6	\$20.8	\$65.1	\$19.7	\$0.0	\$0.0	\$0.0	\$150.0	\$19.9
3820	Gastos de orden social y cultural	\$985.0	\$10.1	\$16.8	\$66.3	\$218.5	\$261.4	\$134.7	\$44.7	\$164.0	\$47.2	\$0.0	\$0.0	\$0.0	\$963.9	\$21.0

Objeto del Gasto		Presupuesto Vigente	Ene	Feb	Mar	Abr	May	Jun	Jul	Ago	Sep	Oct	Nov	Dic	Total	Diferencia (Vigente - Total)
3821	Gastos de orden social y cultural	\$985.0	\$10.1	\$16.8	\$66.3	\$218.5	\$261.4	\$134.7	\$44.7	\$164.0	\$47.2	\$0.0	\$0.0	\$0.0	\$963.9	\$21.0
5000	BIENES MUEBLES, INMUEBLES E IN	\$37.5	\$0.0	\$4.4	\$0.0	\$0.0	\$0.0	\$0.0	\$7.5	\$0.0	\$0.0	\$0.0	\$0.0	\$0.0	\$12.0	\$25.5
5200	MOBILIARIO Y EQUIPO EDUCACIONAL Y	\$30.0	\$0.0	\$4.4	\$0.0	\$0.0	\$0.0	\$0.0	\$0.0	\$0.0	\$0.0	\$0.0	\$0.0	\$0.0	\$4.4	\$25.5
5290	Otro mobiliario y equipo educacional y recre	\$30.0	\$0.0	\$4.4	\$0.0	\$0.0	\$0.0	\$0.0	\$0.0	\$0.0	\$0.0	\$0.0	\$0.0	\$0.0	\$4.4	\$25.5
5291	Otro mobiliario y equipo educacional y recre	\$30.0	\$0.0	\$4.4	\$0.0	\$0.0	\$0.0	\$0.0	\$0.0	\$0.0	\$0.0	\$0.0	\$0.0	\$0.0	\$4.4	\$25.5
5600	MAQUINARIA, OTROS EQUIPOS Y HERRA	\$7.5	\$0.0	\$0.0	\$0.0	\$0.0	\$0.0	\$0.0	\$7.5	\$0.0	\$0.0	\$0.0	\$0.0	\$0.0	\$7.5	\$0.0
5660	Equipos de generación eléctrica, aparatos y	\$7.5	\$0.0	\$0.0	\$0.0	\$0.0	\$0.0	\$0.0	\$7.5	\$0.0	\$0.0	\$0.0	\$0.0	\$0.0	\$7.5	\$0.0
5661	Equipos de generación eléctrica, aparatos y	\$7.5	\$0.0	\$0.0	\$0.0	\$0.0	\$0.0	\$0.0	\$7.5	\$0.0	\$0.0	\$0.0	\$0.0	\$0.0	\$7.5	\$0.0
BANORTE RECURSOS FEDERA		\$9,161.1	\$446.3	\$708.6	\$763.1	\$882.4	\$1,045.2	\$916.2	\$914.4	\$1,054.8	\$727.5	\$0.0	\$0.0	\$0.0	\$7,458.9	\$1,702.2
A1010 DESARROLLO TECNOLOGICO																
5000	BIENES MUEBLES, INMUEBLES E IN	\$345.0	\$267.4	\$8.9	\$0.0	\$0.0	\$0.0	\$0.0	\$12.8	\$33.6	\$22.9	\$0.0	\$0.0	\$0.0	\$345.9	-\$0.9
5100	MOBILIARIO Y EQUIPO DE ADMINISTRAC	\$345.0	\$267.4	\$8.9	\$0.0	\$0.0	\$0.0	\$0.0	\$12.8	\$33.6	\$22.9	\$0.0	\$0.0	\$0.0	\$345.9	-\$0.9
5150	Equipos de cómputo y de tecnologías de la	\$345.0	\$267.4	\$8.9	\$0.0	\$0.0	\$0.0	\$0.0	\$12.8	\$33.6	\$22.9	\$0.0	\$0.0	\$0.0	\$345.9	-\$0.9
5151	EQUIPO DE CÓMPUTO Y DE TECNOLOG	\$345.0	\$267.4	\$8.9	\$0.0	\$0.0	\$0.0	\$0.0	\$12.8	\$33.6	\$22.9	\$0.0	\$0.0	\$0.0	\$345.9	-\$0.9
BANORTE RECURSOS FEDERA		\$345.0	\$267.4	\$8.9	\$0.0	\$0.0	\$0.0	\$0.0	\$12.8	\$33.6	\$22.9	\$0.0	\$0.0	\$0.0	\$345.9	-\$0.9
A1011 ORGANISMO DE AGUA POTABLE																
4000	TRANSFERENCIAS, ASIGNACIONES,	\$554.9	\$11.8	\$133.6	\$0.0	\$0.0	\$0.0	\$99.5	\$102.0	\$0.0	\$0.0	\$0.0	\$0.0	\$0.0	\$347.0	\$207.8
4100	TRANSFERENCIAS INTERNAS Y ASIGNAC	\$554.9	\$11.8	\$133.6	\$0.0	\$0.0	\$0.0	\$99.5	\$102.0	\$0.0	\$0.0	\$0.0	\$0.0	\$0.0	\$347.0	\$207.8
4150	Transferencia internas otorgadas a entidade	\$554.9	\$11.8	\$133.6	\$0.0	\$0.0	\$0.0	\$99.5	\$102.0	\$0.0	\$0.0	\$0.0	\$0.0	\$0.0	\$347.0	\$207.8
4152	TRANSFERENCIAS CORRIENTES A ORG	\$554.9	\$11.8	\$133.6	\$0.0	\$0.0	\$0.0	\$99.5	\$102.0	\$0.0	\$0.0	\$0.0	\$0.0	\$0.0	\$347.0	\$207.8
BANORTE RECURSOS FEDERA		\$554.9	\$11.8	\$133.6	\$0.0	\$0.0	\$0.0	\$99.5	\$102.0	\$0.0	\$0.0	\$0.0	\$0.0	\$0.0	\$347.0	\$207.8
A1012 D.I.F.MPAL.																
4000	TRANSFERENCIAS, ASIGNACIONES,	\$5,100.0	\$41.7	\$373.8	\$145.3	\$110.2	\$173.6	\$76.0	\$153.9	\$2,160.8	\$518.6	\$0.0	\$0.0	\$0.0	\$3,754.2	\$1,345.7
4100	TRANSFERENCIAS INTERNAS Y ASIGNAC	\$5,100.0	\$41.7	\$373.8	\$145.3	\$110.2	\$173.6	\$76.0	\$153.9	\$2,160.8	\$518.6	\$0.0	\$0.0	\$0.0	\$3,754.2	\$1,345.7
4150	Transferencia internas otorgadas a entidade	\$5,100.0	\$41.7	\$373.8	\$145.3	\$110.2	\$173.6	\$76.0	\$153.9	\$2,160.8	\$518.6	\$0.0	\$0.0	\$0.0	\$3,754.2	\$1,345.7
4152	TRANSFERENCIAS CORRIENTES A ORG	\$5,100.0	\$41.7	\$373.8	\$145.3	\$110.2	\$173.6	\$76.0	\$153.9	\$2,160.8	\$518.6	\$0.0	\$0.0	\$0.0	\$3,754.2	\$1,345.7
BANORTE RECURSOS FEDERA		\$5,100.0	\$41.7	\$373.8	\$145.3	\$110.2	\$173.6	\$76.0	\$153.9	\$2,160.8	\$518.6	\$0.0	\$0.0	\$0.0	\$3,754.2	\$1,345.7
F1001 ADEFAS																
9000	DEUDA PÚBLICA	\$10,000.0	\$2,672.4	\$3,168.7	\$1,292.0	\$116.0	\$76.7	\$11.0	\$99.7	\$20.6	\$29.0	\$0.0	\$0.0	\$0.0	\$7,486.5	\$2,513.4
9900	ADEUDOS DE EJERCICIOS FISCALES AN	\$10,000.0	\$2,672.4	\$3,168.7	\$1,292.0	\$116.0	\$76.7	\$11.0	\$99.7	\$20.6	\$29.0	\$0.0	\$0.0	\$0.0	\$7,486.5	\$2,513.4
9910	ADEFAS	\$10,000.0	\$2,672.4	\$3,168.7	\$1,292.0	\$116.0	\$76.7	\$11.0	\$99.7	\$20.6	\$29.0	\$0.0	\$0.0	\$0.0	\$7,486.5	\$2,513.4
9911	ADEFAS	\$10,000.0	\$2,672.4	\$3,168.7	\$1,292.0	\$116.0	\$76.7	\$11.0	\$99.7	\$20.6	\$29.0	\$0.0	\$0.0	\$0.0	\$7,486.5	\$2,513.4
BANORTE RECURSOS FEDERA		\$10,000.0	\$2,672.4	\$3,168.7	\$1,292.0	\$116.0	\$76.7	\$11.0	\$99.7	\$20.6	\$29.0	\$0.0	\$0.0	\$0.0	\$7,486.5	\$2,513.4
F1101 ADQUISICION DE VEHICULOS PICK UP CABINA EQUIPADA COMO PATRULLA CON BALIZAMIENTO-CAMIO																



Usr: SUPERVISOR
Rep: rptAnalíticoPresupuestoEgresos_PY_FFM

MUNICIPIO DE VILLA DE REYES

ESTADO DE SAN LUÍS POTOSÍ
Analítico Mensual de Egresos Ejercidos por Fuente de Financiamiento al 30/sep./2019
(Cuentas con Movimientos)
(Cifras en miles de pesos)

Fecha y 15/jun./2020
hora de Impresión 01:35 p. m.

Objeto del Gasto		Presupuesto Vigente	Ene	Feb	Mar	Abr	May	Jun	Jul	Ago	Sep	Oct	Nov	Dic	Total	Diferencia (Vigente - Total)
FORSE1 SANTANDER FORTASEG 2019 CTA.18000109457																
5000	BIENES MUEBLES, INMUEBLES E IN	\$4,392.3	\$0.0	\$0.0	\$0.0	\$0.0	\$0.0	\$3,513.8	\$878.4	\$0.0	\$0.0	\$0.0	\$0.0	\$0.0	\$4,392.3	\$0.0
5400	VEHÍCULOS Y EQUIPO DE TRANSPORTE	\$4,392.3	\$0.0	\$0.0	\$0.0	\$0.0	\$0.0	\$3,513.8	\$878.4	\$0.0	\$0.0	\$0.0	\$0.0	\$0.0	\$4,392.3	\$0.0
5410	Automóviles y Equipo Terrestre	\$4,392.3	\$0.0	\$0.0	\$0.0	\$0.0	\$0.0	\$3,513.8	\$878.4	\$0.0	\$0.0	\$0.0	\$0.0	\$0.0	\$4,392.3	\$0.0
5411	Vehículos y equipo terrestre	\$4,392.3	\$0.0	\$0.0	\$0.0	\$0.0	\$0.0	\$3,513.8	\$878.4	\$0.0	\$0.0	\$0.0	\$0.0	\$0.0	\$4,392.3	\$0.0
SANTANDER FORTASEG 2019 (\$4,392.3	\$0.0	\$0.0	\$0.0	\$0.0	\$0.0	\$3,513.8	\$878.4	\$0.0	\$0.0	\$0.0	\$0.0	\$0.0	\$4,392.3	\$0.0
F1102 ADQUISICION DE VEHICULOS SEDAN EQUIPADO COMO PATRULLA CON BILIZAMIENTO-VEHICULO SEDA																
5000	BIENES MUEBLES, INMUEBLES E IN	\$1,519.7	\$0.0	\$0.0	\$0.0	\$0.0	\$0.0	\$1,519.7	\$0.0	\$0.0	\$0.0	\$0.0	\$0.0	\$0.0	\$1,519.7	\$0.0
5400	VEHÍCULOS Y EQUIPO DE TRANSPORTE	\$1,519.7	\$0.0	\$0.0	\$0.0	\$0.0	\$0.0	\$1,519.7	\$0.0	\$0.0	\$0.0	\$0.0	\$0.0	\$0.0	\$1,519.7	\$0.0
5410	Automóviles y Equipo Terrestre	\$1,519.7	\$0.0	\$0.0	\$0.0	\$0.0	\$0.0	\$1,519.7	\$0.0	\$0.0	\$0.0	\$0.0	\$0.0	\$0.0	\$1,519.7	\$0.0
5411	Vehículos y equipo terrestre	\$1,519.7	\$0.0	\$0.0	\$0.0	\$0.0	\$0.0	\$1,519.7	\$0.0	\$0.0	\$0.0	\$0.0	\$0.0	\$0.0	\$1,519.7	\$0.0
SANTANDER FORTASEG 2019 (\$1,519.7	\$0.0	\$0.0	\$0.0	\$0.0	\$0.0	\$1,519.7	\$0.0	\$0.0	\$0.0	\$0.0	\$0.0	\$0.0	\$1,519.7	\$0.0
F1103 ADQUISICION DE VEHICULO MOTOCICLETA EQUIPADA COMO PATRULLA CON BALIZAMIENTO,SEGURIDA																
5000	BIENES MUEBLES, INMUEBLES E IN	\$1,102.0	\$0.0	\$0.0	\$0.0	\$0.0	\$0.0	\$1,102.0	\$0.0	\$0.0	\$0.0	\$0.0	\$0.0	\$0.0	\$1,102.0	\$0.0
5400	VEHÍCULOS Y EQUIPO DE TRANSPORTE	\$1,102.0	\$0.0	\$0.0	\$0.0	\$0.0	\$0.0	\$1,102.0	\$0.0	\$0.0	\$0.0	\$0.0	\$0.0	\$0.0	\$1,102.0	\$0.0
5410	Automóviles y Equipo Terrestre	\$1,102.0	\$0.0	\$0.0	\$0.0	\$0.0	\$0.0	\$1,102.0	\$0.0	\$0.0	\$0.0	\$0.0	\$0.0	\$0.0	\$1,102.0	\$0.0
5411	Vehículos y equipo terrestre	\$1,102.0	\$0.0	\$0.0	\$0.0	\$0.0	\$0.0	\$1,102.0	\$0.0	\$0.0	\$0.0	\$0.0	\$0.0	\$0.0	\$1,102.0	\$0.0
SANTANDER FORTASEG 2019 (\$1,102.0	\$0.0	\$0.0	\$0.0	\$0.0	\$0.0	\$1,102.0	\$0.0	\$0.0	\$0.0	\$0.0	\$0.0	\$0.0	\$1,102.0	\$0.0
F1104 EVALUACION DE PERSONAL EN ACTIVO(PERMANENCIAS,ASCENSOS Y PROMOCIONES),SEGURIDAD PU																
3000	SERVICIOS GENERALES	\$42.5	\$0.0	\$0.0	\$0.0	\$0.0	\$0.0	\$42.5	\$0.0	\$0.0	\$0.0	\$0.0	\$0.0	\$0.0	\$42.5	\$0.0
3300	SERVICIOS PROFESIONALES, CIENTÍFIC	\$42.5	\$0.0	\$0.0	\$0.0	\$0.0	\$0.0	\$42.5	\$0.0	\$0.0	\$0.0	\$0.0	\$0.0	\$0.0	\$42.5	\$0.0
3370	Servicios de protección y seguridad	\$42.5	\$0.0	\$0.0	\$0.0	\$0.0	\$0.0	\$42.5	\$0.0	\$0.0	\$0.0	\$0.0	\$0.0	\$0.0	\$42.5	\$0.0
3371	Servicios de protección y seguridad	\$42.5	\$0.0	\$0.0	\$0.0	\$0.0	\$0.0	\$42.5	\$0.0	\$0.0	\$0.0	\$0.0	\$0.0	\$0.0	\$42.5	\$0.0
SANTANDER FORTASEG 2019 (\$42.5	\$0.0	\$0.0	\$0.0	\$0.0	\$0.0	\$42.5	\$0.0	\$0.0	\$0.0	\$0.0	\$0.0	\$0.0	\$42.5	\$0.0
F1105 COMPETENCIAS BASICAS DE LA FUNCION POLICIAL,SEGURIDAD PUBLICA MUNICIPAL,VILLA DE REYES,																
3000	SERVICIOS GENERALES	\$85.5	\$0.0	\$0.0	\$0.0	\$0.0	\$0.0	\$66.5	\$19.0	\$0.0	\$0.0	\$0.0	\$0.0	\$0.0	\$85.5	\$0.0
3300	SERVICIOS PROFESIONALES, CIENTÍFIC	\$85.5	\$0.0	\$0.0	\$0.0	\$0.0	\$0.0	\$66.5	\$19.0	\$0.0	\$0.0	\$0.0	\$0.0	\$0.0	\$85.5	\$0.0
3340	Servicios de capacitación	\$66.5	\$0.0	\$0.0	\$0.0	\$0.0	\$0.0	\$66.5	\$0.0	\$0.0	\$0.0	\$0.0	\$0.0	\$0.0	\$66.5	\$0.0
3341	Servicios de capacitación	\$66.5	\$0.0	\$0.0	\$0.0	\$0.0	\$0.0	\$66.5	\$0.0	\$0.0	\$0.0	\$0.0	\$0.0	\$0.0	\$66.5	\$0.0
3370	Servicios de protección y seguridad	\$19.0	\$0.0	\$0.0	\$0.0	\$0.0	\$0.0	\$0.0	\$19.0	\$0.0	\$0.0	\$0.0	\$0.0	\$0.0	\$19.0	\$0.0
3371	Servicios de protección y seguridad	\$19.0	\$0.0	\$0.0	\$0.0	\$0.0	\$0.0	\$0.0	\$19.0	\$0.0	\$0.0	\$0.0	\$0.0	\$0.0	\$19.0	\$0.0
SANTANDER FORTASEG 2019 (\$85.5	\$0.0	\$0.0	\$0.0	\$0.0	\$0.0	\$66.5	\$19.0	\$0.0	\$0.0	\$0.0	\$0.0	\$0.0	\$85.5	\$0.0
F1106 ADQUISICION DE VESTUARIO Y EQUIPAMIENTO TACTICO PARA SEGURIDAD PUBLICA,FORTASEG 2019																



Usr: SUPERVISOR
Rep: rptAnalíticoPresupuestoEgresos_PY_FFM

MUNICIPIO DE VILLA DE REYES

ESTADO DE SAN LUÍS POTOSÍ
Analítico Mensual de Egresos Ejercidos por Fuente de Financiamiento al 30/sep./2019
(Cuentas con Movimientos)
(Cifras en miles de pesos)

Fecha y 15/jun./2020
hora de Impresión 01:35 p. m.

Objeto del Gasto		Presupuesto Vigente	Ene	Feb	Mar	Abr	May	Jun	Jul	Ago	Sep	Oct	Nov	Dic	Total	Diferencia (Vigente - Total)
5000	BIENES MUEBLES, INMUEBLES E IN	\$1,894.8	\$0.0	\$0.0	\$0.0	\$0.0	\$0.0	\$0.0	\$1,849.8	\$0.0	\$45.0	\$0.0	\$0.0	\$0.0	\$1,894.8	\$0.0
5500	EQUIPO DE DEFENSA Y SEGURIDAD	\$1,894.8	\$0.0	\$0.0	\$0.0	\$0.0	\$0.0	\$0.0	\$1,849.8	\$0.0	\$45.0	\$0.0	\$0.0	\$0.0	\$1,894.8	\$0.0
5510	Equipo de defensa y seguridad	\$1,894.8	\$0.0	\$0.0	\$0.0	\$0.0	\$0.0	\$0.0	\$1,849.8	\$0.0	\$45.0	\$0.0	\$0.0	\$0.0	\$1,894.8	\$0.0
5511	Equipo de defensa y seguridad	\$1,894.8	\$0.0	\$0.0	\$0.0	\$0.0	\$0.0	\$0.0	\$1,849.8	\$0.0	\$45.0	\$0.0	\$0.0	\$0.0	\$1,894.8	\$0.0
SANTANDER FORTASEG 2019 (\$1,894.8	\$0.0	\$0.0	\$0.0	\$0.0	\$0.0	\$0.0	\$1,849.8	\$0.0	\$45.0	\$0.0	\$0.0	\$0.0	\$1,894.8	\$0.0
O1101 SUELDOS SEGURIDAD PUBLICA,MUNICIPIO DE VILLA DE REYES,SLP																
FOR001 SANTANDER FORTALECIMIENTO 2019 CTA 18000101712																
1000	SERVICIOS PERSONALES	\$6,451.5	\$615.6	\$614.5	\$608.9	\$580.3	\$753.1	\$320.2	\$0.0	\$0.0	\$0.0	\$0.0	\$0.0	\$0.0	\$3,492.9	\$2,958.5
1100	REMUNERACIONES AL PERSONAL DE C/	\$4,666.5	\$610.1	\$599.1	\$603.4	\$580.3	\$745.9	\$317.4	\$0.0	\$0.0	\$0.0	\$0.0	\$0.0	\$0.0	\$3,456.5	\$1,209.9
1130	Sueldos base al personal permanente	\$4,666.5	\$610.1	\$599.1	\$603.4	\$580.3	\$745.9	\$317.4	\$0.0	\$0.0	\$0.0	\$0.0	\$0.0	\$0.0	\$3,456.5	\$1,209.9
1131	SUELDO BASE	\$4,666.5	\$610.1	\$599.1	\$603.4	\$580.3	\$745.9	\$317.4	\$0.0	\$0.0	\$0.0	\$0.0	\$0.0	\$0.0	\$3,456.5	\$1,209.9
1300	REMUNERACIONES ADICIONALES Y ESP	\$1,785.0	\$5.5	\$15.4	\$5.5	\$0.0	\$7.1	\$2.7	\$0.0	\$0.0	\$0.0	\$0.0	\$0.0	\$0.0	\$36.4	\$1,748.5
1320	Primas de vacaciones, dominical y gratificar	\$1,785.0	\$5.5	\$15.4	\$5.5	\$0.0	\$7.1	\$2.7	\$0.0	\$0.0	\$0.0	\$0.0	\$0.0	\$0.0	\$36.4	\$1,748.5
1321	PRIMA VACACIONAL	\$285.0	\$5.5	\$15.4	\$5.5	\$0.0	\$7.1	\$2.7	\$0.0	\$0.0	\$0.0	\$0.0	\$0.0	\$0.0	\$36.4	\$248.5
1323	GRATIFICACIÓN DE FIN DE AÑO	\$1,500.0	\$0.0	\$0.0	\$0.0	\$0.0	\$0.0	\$0.0	\$0.0	\$0.0	\$0.0	\$0.0	\$0.0	\$0.0	\$0.0	\$1,500.0
SANTANDER FORTALECIMIENT		\$6,451.5	\$615.6	\$614.5	\$608.9	\$580.3	\$753.1	\$320.2	\$0.0	\$0.0	\$0.0	\$0.0	\$0.0	\$0.0	\$3,492.9	\$2,958.5
FORMS1 SANTANDER PORTASEG MUNICIPAL 2019 CTA18000110011																
1000	SERVICIOS PERSONALES	\$615.0	\$0.0	\$0.0	\$0.0	\$0.0	\$0.0	\$0.0	\$0.0	\$0.0	\$601.2	\$0.0	\$0.0	\$0.0	\$601.2	\$13.7
1100	REMUNERACIONES AL PERSONAL DE C/	\$600.0	\$0.0	\$0.0	\$0.0	\$0.0	\$0.0	\$0.0	\$0.0	\$0.0	\$591.6	\$0.0	\$0.0	\$0.0	\$591.6	\$8.3
1130	Sueldos base al personal permanente	\$600.0	\$0.0	\$0.0	\$0.0	\$0.0	\$0.0	\$0.0	\$0.0	\$0.0	\$591.6	\$0.0	\$0.0	\$0.0	\$591.6	\$8.3
1131	SUELDO BASE	\$600.0	\$0.0	\$0.0	\$0.0	\$0.0	\$0.0	\$0.0	\$0.0	\$0.0	\$591.6	\$0.0	\$0.0	\$0.0	\$591.6	\$8.3
1300	REMUNERACIONES ADICIONALES Y ESP	\$15.0	\$0.0	\$0.0	\$0.0	\$0.0	\$0.0	\$0.0	\$0.0	\$0.0	\$9.5	\$0.0	\$0.0	\$0.0	\$9.5	\$5.4
1320	Primas de vacaciones, dominical y gratificar	\$15.0	\$0.0	\$0.0	\$0.0	\$0.0	\$0.0	\$0.0	\$0.0	\$0.0	\$9.5	\$0.0	\$0.0	\$0.0	\$9.5	\$5.4
1321	PRIMA VACACIONAL	\$15.0	\$0.0	\$0.0	\$0.0	\$0.0	\$0.0	\$0.0	\$0.0	\$0.0	\$9.5	\$0.0	\$0.0	\$0.0	\$9.5	\$5.4
SANTANDER PORTASEG MUNI		\$615.0	\$0.0	\$0.0	\$0.0	\$0.0	\$0.0	\$0.0	\$0.0	\$0.0	\$601.2	\$0.0	\$0.0	\$0.0	\$601.2	\$13.7
O1102 AMPLIACION DE OFICINAS DE SEGURIDAD PUBLICA,VILLA DE REYES,SLP																
FOR001 SANTANDER FORTALECIMIENTO 2019 CTA 18000101712																
1000	SERVICIOS PERSONALES	\$78.0	\$0.0	\$0.0	\$0.0	\$18.0	\$12.0	\$12.0	\$12.0	\$18.0	\$6.0	\$0.0	\$0.0	\$0.0	\$78.0	\$0.0
1200	Remuneraciones al personal de carácter t	\$78.0	\$0.0	\$0.0	\$0.0	\$18.0	\$12.0	\$12.0	\$12.0	\$18.0	\$6.0	\$0.0	\$0.0	\$0.0	\$78.0	\$0.0
1220	Sueldos base al personal eventual	\$78.0	\$0.0	\$0.0	\$0.0	\$18.0	\$12.0	\$12.0	\$12.0	\$18.0	\$6.0	\$0.0	\$0.0	\$0.0	\$78.0	\$0.0
1221	SUELDOS BASE AL PERSONAL EVENTU	\$78.0	\$0.0	\$0.0	\$0.0	\$18.0	\$12.0	\$12.0	\$12.0	\$18.0	\$6.0	\$0.0	\$0.0	\$0.0	\$78.0	\$0.0
2000	MATERIALES Y SUMINISTRO	\$42.7	\$0.0	\$0.0	\$0.0	\$0.0	\$0.0	\$7.1	\$0.0	\$33.2	\$2.3	\$0.0	\$0.0	\$0.0	\$42.7	\$0.0
2400	MATERIALES Y ARTICULOS DE CONSTRU	\$37.3	\$0.0	\$0.0	\$0.0	\$0.0	\$0.0	\$2.3	\$0.0	\$32.8	\$2.0	\$0.0	\$0.0	\$0.0	\$37.3	\$0.0
2410	Productos minerales no metálicos	\$4.2	\$0.0	\$0.0	\$0.0	\$0.0	\$0.0	\$0.0	\$0.0	\$4.2	\$0.0	\$0.0	\$0.0	\$0.0	\$4.2	\$0.0
2411	PRODUCTOS MINERALES NO METÁLICC	\$4.2	\$0.0	\$0.0	\$0.0	\$0.0	\$0.0	\$0.0	\$0.0	\$4.2	\$0.0	\$0.0	\$0.0	\$0.0	\$4.2	\$0.0

Objeto del Gasto		Presupuesto Vigente	Ene	Feb	Mar	Abr	May	Jun	Jul	Ago	Sep	Oct	Nov	Dic	Total	Diferencia (Vigente - Total)
2420	Cemento y productos de concreto	\$20.7	\$0.0	\$0.0	\$0.0	\$0.0	\$0.0	\$0.0	\$0.0	\$19.8	\$0.9	\$0.0	\$0.0	\$0.0	\$20.7	\$0.0
2421	Cemento y productos de concreto	\$20.7	\$0.0	\$0.0	\$0.0	\$0.0	\$0.0	\$0.0	\$0.0	\$19.8	\$0.9	\$0.0	\$0.0	\$0.0	\$20.7	\$0.0
2430	Cal, yeso y productos de yeso	\$1.5	\$0.0	\$0.0	\$0.0	\$0.0	\$0.0	\$0.0	\$0.0	\$0.3	\$1.1	\$0.0	\$0.0	\$0.0	\$1.5	\$0.0
2431	Cal, yeso y productos de yeso	\$1.5	\$0.0	\$0.0	\$0.0	\$0.0	\$0.0	\$0.0	\$0.0	\$0.3	\$1.1	\$0.0	\$0.0	\$0.0	\$1.5	\$0.0
2470	Artículos metálicos para la construcción	\$8.3	\$0.0	\$0.0	\$0.0	\$0.0	\$0.0	\$0.0	\$0.0	\$8.3	\$0.0	\$0.0	\$0.0	\$0.0	\$8.3	\$0.0
2471	Artículos metálicos para la construcción	\$8.3	\$0.0	\$0.0	\$0.0	\$0.0	\$0.0	\$0.0	\$0.0	\$8.3	\$0.0	\$0.0	\$0.0	\$0.0	\$8.3	\$0.0
2490	Otros materiales y artículos de construcción	\$2.3	\$0.0	\$0.0	\$0.0	\$0.0	\$0.0	\$2.3	\$0.0	\$0.0	\$0.0	\$0.0	\$0.0	\$0.0	\$2.3	\$0.0
2491	Otros materiales y artículos de construcción	\$2.3	\$0.0	\$0.0	\$0.0	\$0.0	\$0.0	\$2.3	\$0.0	\$0.0	\$0.0	\$0.0	\$0.0	\$0.0	\$2.3	\$0.0
2500	Productos químicos, farmacéuticos y de higiene	\$0.3	\$0.0	\$0.0	\$0.0	\$0.0	\$0.0	\$0.3	\$0.0	\$0.0	\$0.0	\$0.0	\$0.0	\$0.0	\$0.3	\$0.0
2560	Fibras sintéticas, hules, plásticos y derivad	\$0.3	\$0.0	\$0.0	\$0.0	\$0.0	\$0.0	\$0.3	\$0.0	\$0.0	\$0.0	\$0.0	\$0.0	\$0.0	\$0.3	\$0.0
2561	FIBRAS NTÉTICAS, HULES, PLÁSTICOS Y DERIVADOS	\$0.3	\$0.0	\$0.0	\$0.0	\$0.0	\$0.0	\$0.3	\$0.0	\$0.0	\$0.0	\$0.0	\$0.0	\$0.0	\$0.3	\$0.0
2900	HERRAMIENTAS, REFACCIONES Y ACCESORIOS MENORES	\$5.0	\$0.0	\$0.0	\$0.0	\$0.0	\$0.0	\$4.4	\$0.0	\$0.3	\$0.2	\$0.0	\$0.0	\$0.0	\$5.0	\$0.0
2910	Herramientas menores	\$1.3	\$0.0	\$0.0	\$0.0	\$0.0	\$0.0	\$0.7	\$0.0	\$0.3	\$0.2	\$0.0	\$0.0	\$0.0	\$1.3	\$0.0
2911	HERRAMIENTAS MENORES	\$1.3	\$0.0	\$0.0	\$0.0	\$0.0	\$0.0	\$0.7	\$0.0	\$0.3	\$0.2	\$0.0	\$0.0	\$0.0	\$1.3	\$0.0
2920	Refacciones y accesorios menores de edificios	\$3.7	\$0.0	\$0.0	\$0.0	\$0.0	\$0.0	\$3.7	\$0.0	\$0.0	\$0.0	\$0.0	\$0.0	\$0.0	\$3.7	\$0.0
2921	REFACCIONES Y ACCESORIOS MERES	\$3.7	\$0.0	\$0.0	\$0.0	\$0.0	\$0.0	\$3.7	\$0.0	\$0.0	\$0.0	\$0.0	\$0.0	\$0.0	\$3.7	\$0.0
SANTANDER FORTALECIMIENTO 2019 CTA 18000101712		\$120.7	\$0.0	\$0.0	\$0.0	\$18.0	\$12.0	\$19.1	\$12.0	\$51.2	\$8.3	\$0.0	\$0.0	\$0.0	\$120.7	\$0.0
O1401 GASTOS RAMO 33 PROYECTOS FUTUROS																
TES002 BANORTE INGRESOS PROPIOS RAMO 28 CTA1000598553-SANTANDER																
3000	SERVICIOS GENERALES	\$308.0	\$0.0	\$0.0	\$0.0	\$0.0	\$0.0	\$0.0	\$0.0	\$0.0	\$0.0	\$0.0	\$0.0	\$0.0	\$0.0	\$308.0
3400	SERVICIOS FINANCIEROS, BANCARIOS Y OTROS	\$8.0	\$0.0	\$0.0	\$0.0	\$0.0	\$0.0	\$0.0	\$0.0	\$0.0	\$0.0	\$0.0	\$0.0	\$0.0	\$0.0	\$8.0
3410	Servicios financieros y bancarios	\$8.0	\$0.0	\$0.0	\$0.0	\$0.0	\$0.0	\$0.0	\$0.0	\$0.0	\$0.0	\$0.0	\$0.0	\$0.0	\$0.0	\$8.0
3411	Servicios financieros y bancarios	\$8.0	\$0.0	\$0.0	\$0.0	\$0.0	\$0.0	\$0.0	\$0.0	\$0.0	\$0.0	\$0.0	\$0.0	\$0.0	\$0.0	\$8.0
3900	OTROS SERVICIOS GENERALES	\$300.0	\$0.0	\$0.0	\$0.0	\$0.0	\$0.0	\$0.0	\$0.0	\$0.0	\$0.0	\$0.0	\$0.0	\$0.0	\$0.0	\$300.0
3920	Impuestos y derechos	\$300.0	\$0.0	\$0.0	\$0.0	\$0.0	\$0.0	\$0.0	\$0.0	\$0.0	\$0.0	\$0.0	\$0.0	\$0.0	\$0.0	\$300.0
3921	Impuestos y derechos	\$300.0	\$0.0	\$0.0	\$0.0	\$0.0	\$0.0	\$0.0	\$0.0	\$0.0	\$0.0	\$0.0	\$0.0	\$0.0	\$0.0	\$300.0
BANORTE INGRESOS PROPIOS RAMO 28 CTA1000598553-SANTANDER		\$308.0	\$0.0	\$0.0	\$0.0	\$0.0	\$0.0	\$0.0	\$0.0	\$0.0	\$0.0	\$0.0	\$0.0	\$0.0	\$0.0	\$308.0
O1402 GASTOS INDIRECTOS RAMO 33																
FOR001 SANTANDER FORTALECIMIENTO 2019 CTA 18000101712																
2000	MATERIALES Y SUMINISTRO	\$651.6	\$0.0	\$39.4	\$21.7	\$1.7	\$35.0	\$77.5	\$74.5	\$0.0	\$35.6	\$0.0	\$0.0	\$0.0	\$285.8	\$365.7
2100	Materiales de administración, emisión de	\$501.6	\$0.0	\$39.4	\$21.7	\$1.7	\$35.0	\$77.5	\$74.5	\$0.0	\$35.6	\$0.0	\$0.0	\$0.0	\$285.8	\$215.7
2110	Materiales, útiles y equipos menores de ofic	\$331.6	\$0.0	\$13.4	\$0.0	\$1.7	\$15.2	\$24.9	\$50.4	\$0.0	\$24.0	\$0.0	\$0.0	\$0.0	\$129.8	\$201.7
2111	MATERIALES, ÚTILES Y EQUIPOS MERE	\$331.6	\$0.0	\$13.4	\$0.0	\$1.7	\$15.2	\$24.9	\$50.4	\$0.0	\$24.0	\$0.0	\$0.0	\$0.0	\$129.8	\$201.7
2140	Materiales, útiles y equipos menores de tec	\$170.0	\$0.0	\$26.0	\$19.3	\$0.0	\$22.2	\$52.6	\$24.1	\$0.0	\$11.6	\$0.0	\$0.0	\$0.0	\$156.0	\$13.9
2141	MATERIALES, ÚTILES Y EQUIPOS MERE	\$170.0	\$0.0	\$26.0	\$19.3	\$0.0	\$22.2	\$52.6	\$24.1	\$0.0	\$11.6	\$0.0	\$0.0	\$0.0	\$156.0	\$13.9

Objeto del Gasto		Presupuesto Vigente	Ene	Feb	Mar	Abr	May	Jun	Jul	Ago	Sep	Oct	Nov	Dic	Total	Diferencia (Vigente - Total)
2150	Material impreso e información digital	\$0.0	\$0.0	\$0.0	\$2.4	\$0.0	-\$2.4	\$0.0	\$0.0	\$0.0	\$0.0	\$0.0	\$0.0	\$0.0	\$0.0	\$0.0
2151	Material impreso e información digital	\$0.0	\$0.0	\$0.0	\$2.4	\$0.0	-\$2.4	\$0.0	\$0.0	\$0.0	\$0.0	\$0.0	\$0.0	\$0.0	\$0.0	\$0.0
2900	HERRAMIENTAS, REFACCIONES Y ACCE:	\$150.0	\$0.0	\$0.0	\$0.0	\$0.0	\$0.0	\$0.0	\$0.0	\$0.0	\$0.0	\$0.0	\$0.0	\$0.0	\$0.0	\$150.0
2960	Refacciones y accesorios menores de equip	\$150.0	\$0.0	\$0.0	\$0.0	\$0.0	\$0.0	\$0.0	\$0.0	\$0.0	\$0.0	\$0.0	\$0.0	\$0.0	\$0.0	\$150.0
2961	REFACCIONES Y ACCESORIOS MERES I	\$150.0	\$0.0	\$0.0	\$0.0	\$0.0	\$0.0	\$0.0	\$0.0	\$0.0	\$0.0	\$0.0	\$0.0	\$0.0	\$0.0	\$150.0
3000	SERVICIOS GENERALES	\$2.0	\$0.0	\$0.0	\$0.0	\$0.0	\$0.2	\$0.0	\$0.1	\$0.0	\$0.2	\$0.0	\$0.0	\$0.0	\$0.6	\$1.3
3400	SERVICIOS FINANCIEROS, BANCARIOS Y	\$2.0	\$0.0	\$0.0	\$0.0	\$0.0	\$0.2	\$0.0	\$0.1	\$0.0	\$0.2	\$0.0	\$0.0	\$0.0	\$0.6	\$1.3
3410	Servicios financieros y bancarios	\$2.0	\$0.0	\$0.0	\$0.0	\$0.0	\$0.2	\$0.0	\$0.1	\$0.0	\$0.2	\$0.0	\$0.0	\$0.0	\$0.6	\$1.3
3411	Servicios financieros y bancarios	\$2.0	\$0.0	\$0.0	\$0.0	\$0.0	\$0.2	\$0.0	\$0.1	\$0.0	\$0.2	\$0.0	\$0.0	\$0.0	\$0.6	\$1.3
5000	BIENES MUEBLES, INMUEBLES E IN	\$10.0	\$0.0	\$8.1	\$0.0	\$0.0	\$0.0	\$0.0	\$0.0	\$0.0	\$0.0	\$0.0	\$0.0	\$0.0	\$8.1	\$1.8
5100	MOBILIARIO Y EQUIPO DE ADMINISTRAC	\$10.0	\$0.0	\$8.1	\$0.0	\$0.0	\$0.0	\$0.0	\$0.0	\$0.0	\$0.0	\$0.0	\$0.0	\$0.0	\$8.1	\$1.8
5150	Equipos de cómputo y de tecnologías de la	\$10.0	\$0.0	\$8.1	\$0.0	\$0.0	\$0.0	\$0.0	\$0.0	\$0.0	\$0.0	\$0.0	\$0.0	\$0.0	\$8.1	\$1.8
5151	EQUIPO DE CÓMPUTO Y DE TECNOLOG	\$10.0	\$0.0	\$8.1	\$0.0	\$0.0	\$0.0	\$0.0	\$0.0	\$0.0	\$0.0	\$0.0	\$0.0	\$0.0	\$8.1	\$1.8
SANTANDER FORTALECIMIENT		\$663.6	\$0.0	\$47.5	\$21.7	\$1.7	\$35.2	\$77.6	\$74.7	\$0.0	\$35.8	\$0.0	\$0.0	\$0.0	\$294.6	\$368.9
INF001 SANTANDER INFRAESTRUCTURA 2019 CTA 18000101726																
2000	MATERIALES Y SUMINISTRO	\$25.0	\$0.0	\$0.0	\$0.0	\$0.0	\$4.1	\$0.0	\$0.0	\$0.0	\$0.0	\$0.0	\$0.0	\$0.0	\$4.1	\$20.8
2900	HERRAMIENTAS, REFACCIONES Y ACCE:	\$25.0	\$0.0	\$0.0	\$0.0	\$0.0	\$4.1	\$0.0	\$0.0	\$0.0	\$0.0	\$0.0	\$0.0	\$0.0	\$4.1	\$20.8
2960	Refacciones y accesorios menores de equip	\$25.0	\$0.0	\$0.0	\$0.0	\$0.0	\$4.1	\$0.0	\$0.0	\$0.0	\$0.0	\$0.0	\$0.0	\$0.0	\$4.1	\$20.8
2961	REFACCIONES Y ACCESORIOS MERES I	\$25.0	\$0.0	\$0.0	\$0.0	\$0.0	\$4.1	\$0.0	\$0.0	\$0.0	\$0.0	\$0.0	\$0.0	\$0.0	\$4.1	\$20.8
3000	SERVICIOS GENERALES	\$25.0	\$0.0	\$0.0	\$0.0	\$0.0	\$0.4	\$0.0	\$0.0	\$0.0	\$0.0	\$0.0	\$0.0	\$0.0	\$0.4	\$24.5
3500	SERVICIOS DE INSTALACIÓN, REPARACI	\$25.0	\$0.0	\$0.0	\$0.0	\$0.0	\$0.4	\$0.0	\$0.0	\$0.0	\$0.0	\$0.0	\$0.0	\$0.0	\$0.4	\$24.5
3550	Reparación y mantenimiento de equipo de t	\$25.0	\$0.0	\$0.0	\$0.0	\$0.0	\$0.4	\$0.0	\$0.0	\$0.0	\$0.0	\$0.0	\$0.0	\$0.0	\$0.4	\$24.5
3551	Reparación y mantenimiento de equipo de t	\$25.0	\$0.0	\$0.0	\$0.0	\$0.0	\$0.4	\$0.0	\$0.0	\$0.0	\$0.0	\$0.0	\$0.0	\$0.0	\$0.4	\$24.5
SANTANDER INFRAESTRUCTUI		\$50.0	\$0.0	\$0.0	\$0.0	\$0.0	\$4.5	\$0.0	\$0.0	\$0.0	\$0.0	\$0.0	\$0.0	\$0.0	\$4.5	\$45.4
O1501 CERCADO PERIMETRAL EN TIRADERO COMUNITARIO,COMUNIDAD DE BLEDOS,MUNICIPIO DE VILLA DE																
FOR001 SANTANDER FORTALECIMIENTO 2019 CTA 18000101712																
6000	INVERSIÓN PÚBLICA	\$94.8	\$0.0	\$0.0	\$0.0	\$0.0	\$0.0	\$0.0	\$0.0	\$0.0	\$94.8	\$0.0	\$0.0	\$0.0	\$94.8	\$0.0
6100	OBRA PÚBLICA EN BIENES DE DOMINIO	\$94.8	\$0.0	\$0.0	\$0.0	\$0.0	\$0.0	\$0.0	\$0.0	\$0.0	\$94.8	\$0.0	\$0.0	\$0.0	\$94.8	\$0.0
6130	Construcción de obras para el abastecimier	\$94.8	\$0.0	\$0.0	\$0.0	\$0.0	\$0.0	\$0.0	\$0.0	\$0.0	\$94.8	\$0.0	\$0.0	\$0.0	\$94.8	\$0.0
6131	CONSTRUCCIÓN DE OBRAS PARA EL AFI	\$94.8	\$0.0	\$0.0	\$0.0	\$0.0	\$0.0	\$0.0	\$0.0	\$0.0	\$94.8	\$0.0	\$0.0	\$0.0	\$94.8	\$0.0
SANTANDER FORTALECIMIENT		\$94.8	\$0.0	\$0.0	\$0.0	\$0.0	\$0.0	\$0.0	\$0.0	\$0.0	\$94.8	\$0.0	\$0.0	\$0.0	\$94.8	\$0.0
O1601 REHABILITACION DE DRENAJE SANITARIO(EN CALLE FRENTE A LA CLINICA Y CANCHAS),EN LA COMUNI																
1000	SERVICIOS PERSONALES	\$3.0	\$0.0	\$0.0	\$0.0	\$0.0	\$0.0	\$3.0	\$0.0	\$0.0	\$0.0	\$0.0	\$0.0	\$0.0	\$3.0	\$0.0
1200	Remuneraciones al personal de carácter t	\$3.0	\$0.0	\$0.0	\$0.0	\$0.0	\$0.0	\$3.0	\$0.0	\$0.0	\$0.0	\$0.0	\$0.0	\$0.0	\$3.0	\$0.0
1220	Sueldos base al personal eventual	\$3.0	\$0.0	\$0.0	\$0.0	\$0.0	\$0.0	\$3.0	\$0.0	\$0.0	\$0.0	\$0.0	\$0.0	\$0.0	\$3.0	\$0.0



Usr: SUPERVISOR
Rep: rptAnalíticoPresupuestoEgresos_PY_FFM

MUNICIPIO DE VILLA DE REYES

ESTADO DE SAN LUÍS POTOSÍ
Analítico Mensual de Egresos Ejercidos por Fuente de Financiamiento al 30/sep./2019
(Cuentas con Movimientos)
(Cifras en miles de pesos)

Fecha y 15/jun./2020
hora de Impresión 01:35 p. m.

Objeto del Gasto		Presupuesto Vigente	Ene	Feb	Mar	Abr	May	Jun	Jul	Ago	Sep	Oct	Nov	Dic	Total	Diferencia (Vigente - Total)
1221	SUELDOS BASE AL PERSONAL EVENTU.	\$3.0	\$0.0	\$0.0	\$0.0	\$0.0	\$0.0	\$3.0	\$0.0	\$0.0	\$0.0	\$0.0	\$0.0	\$0.0	\$3.0	\$0.0
SANTANDER FORTALECIMIENT		\$3.0	\$0.0	\$0.0	\$0.0	\$0.0	\$0.0	\$3.0	\$0.0	\$0.0	\$0.0	\$0.0	\$0.0	\$0.0	\$3.0	\$0.0
O1602 AMPLIACION DE RED DE DRENAJE SANITARIO,EN LA LOCALIDAD LA VENTILLA,MUNICIPIO DE VILLA DE																
1000	SERVICIOS PERSONALES	\$13.5	\$0.0	\$0.0	\$0.0	\$0.0	\$0.0	\$0.0	\$0.0	\$0.0	\$13.5	\$0.0	\$0.0	\$0.0	\$13.5	\$0.0
1200	Remuneraciones al personal de carácter t	\$13.5	\$0.0	\$0.0	\$0.0	\$0.0	\$0.0	\$0.0	\$0.0	\$0.0	\$13.5	\$0.0	\$0.0	\$0.0	\$13.5	\$0.0
1220	Sueldos base al personal eventual	\$13.5	\$0.0	\$0.0	\$0.0	\$0.0	\$0.0	\$0.0	\$0.0	\$0.0	\$13.5	\$0.0	\$0.0	\$0.0	\$13.5	\$0.0
1221	SUELDOS BASE AL PERSONAL EVENTU.	\$13.5	\$0.0	\$0.0	\$0.0	\$0.0	\$0.0	\$0.0	\$0.0	\$0.0	\$13.5	\$0.0	\$0.0	\$0.0	\$13.5	\$0.0
2000	MATERIALES Y SUMINISTRO	\$7.0	\$0.0	\$0.0	\$0.0	\$0.0	\$0.0	\$0.0	\$0.0	\$0.0	\$7.0	\$0.0	\$0.0	\$0.0	\$7.0	\$0.0
2400	MATERIALES Y ARTÍCULOS DE CONSTRU	\$7.0	\$0.0	\$0.0	\$0.0	\$0.0	\$0.0	\$0.0	\$0.0	\$0.0	\$7.0	\$0.0	\$0.0	\$0.0	\$7.0	\$0.0
2410	Productos minerales no metálicos	\$5.5	\$0.0	\$0.0	\$0.0	\$0.0	\$0.0	\$0.0	\$0.0	\$0.0	\$5.5	\$0.0	\$0.0	\$0.0	\$5.5	\$0.0
2411	PRODUCTOS MINERALES NO METÁLICC	\$5.5	\$0.0	\$0.0	\$0.0	\$0.0	\$0.0	\$0.0	\$0.0	\$0.0	\$5.5	\$0.0	\$0.0	\$0.0	\$5.5	\$0.0
2420	Cemento y productos de concreto	\$1.5	\$0.0	\$0.0	\$0.0	\$0.0	\$0.0	\$0.0	\$0.0	\$0.0	\$1.5	\$0.0	\$0.0	\$0.0	\$1.5	\$0.0
2421	Cemento y productos de concreto	\$1.5	\$0.0	\$0.0	\$0.0	\$0.0	\$0.0	\$0.0	\$0.0	\$0.0	\$1.5	\$0.0	\$0.0	\$0.0	\$1.5	\$0.0
SANTANDER FORTALECIMIENT		\$20.5	\$0.0	\$0.0	\$0.0	\$0.0	\$0.0	\$0.0	\$0.0	\$0.0	\$20.5	\$0.0	\$0.0	\$0.0	\$20.5	\$0.0
O1701 PAVIMENTACION CON CONCRETO HIDRAULICO DE CALLE FRANCISCO VILLA,EN LA LOCALIDAD DE SAU																
INF001 SANTANDER INFRAESTRUCTURA 2019 CTA 18000101726																
6000	INVERSIÓN PÚBLICA	\$1,004.3	\$0.0	\$0.0	\$0.0	\$1,004.3	\$0.0	\$0.0	\$0.0	\$0.0	\$0.0	\$0.0	\$0.0	\$0.0	\$1,004.3	\$0.0
6100	OBRA PÚBLICA EN BIENES DE DOMINIO	\$1,004.3	\$0.0	\$0.0	\$0.0	\$1,004.3	\$0.0	\$0.0	\$0.0	\$0.0	\$0.0	\$0.0	\$0.0	\$0.0	\$1,004.3	\$0.0
6140	División de terrenos y construcción de obra:	\$1,004.3	\$0.0	\$0.0	\$0.0	\$1,004.3	\$0.0	\$0.0	\$0.0	\$0.0	\$0.0	\$0.0	\$0.0	\$0.0	\$1,004.3	\$0.0
6141	DIVIÓN DE TERRES Y CONSTRUCCIÓN I	\$1,004.3	\$0.0	\$0.0	\$0.0	\$1,004.3	\$0.0	\$0.0	\$0.0	\$0.0	\$0.0	\$0.0	\$0.0	\$0.0	\$1,004.3	\$0.0
SANTANDER INFRAESTRUCTUI		\$1,004.3	\$0.0	\$0.0	\$0.0	\$1,004.3	\$0.0	\$0.0	\$0.0	\$0.0	\$0.0	\$0.0	\$0.0	\$0.0	\$1,004.3	\$0.0
O1702 PAVIMENTACION CON CONCRETO HIDRAULICO EN CIRCUITO DE CALLE MIGUEL HIDALGO,LOC.SOCAVC																
6000	INVERSIÓN PÚBLICA	\$1,006.2	\$0.0	\$0.0	\$0.0	\$1,006.2	\$0.0	\$0.0	\$0.0	\$0.0	\$0.0	\$0.0	\$0.0	\$0.0	\$1,006.2	\$0.0
6100	OBRA PÚBLICA EN BIENES DE DOMINIO	\$1,006.2	\$0.0	\$0.0	\$0.0	\$1,006.2	\$0.0	\$0.0	\$0.0	\$0.0	\$0.0	\$0.0	\$0.0	\$0.0	\$1,006.2	\$0.0
6140	División de terrenos y construcción de obra:	\$1,006.2	\$0.0	\$0.0	\$0.0	\$1,006.2	\$0.0	\$0.0	\$0.0	\$0.0	\$0.0	\$0.0	\$0.0	\$0.0	\$1,006.2	\$0.0
6141	DIVIÓN DE TERRES Y CONSTRUCCIÓN I	\$1,006.2	\$0.0	\$0.0	\$0.0	\$1,006.2	\$0.0	\$0.0	\$0.0	\$0.0	\$0.0	\$0.0	\$0.0	\$0.0	\$1,006.2	\$0.0
SANTANDER INFRAESTRUCTUI		\$1,006.2	\$0.0	\$0.0	\$0.0	\$1,006.2	\$0.0	\$0.0	\$0.0	\$0.0	\$0.0	\$0.0	\$0.0	\$0.0	\$1,006.2	\$0.0
O1703 CONSTRUCCION DE PAVIMENTO HIDRAULICO EN CIRCUITO DE CALLE HIDALGO Y GRACIANO SANCHEZ																
6000	INVERSIÓN PÚBLICA	\$1,000.0	\$0.0	\$0.0	\$0.0	\$0.0	\$1,000.0	\$0.0	\$0.0	\$0.0	\$0.0	\$0.0	\$0.0	\$0.0	\$1,000.0	\$0.0
6100	OBRA PÚBLICA EN BIENES DE DOMINIO	\$1,000.0	\$0.0	\$0.0	\$0.0	\$0.0	\$1,000.0	\$0.0	\$0.0	\$0.0	\$0.0	\$0.0	\$0.0	\$0.0	\$1,000.0	\$0.0
6140	División de terrenos y construcción de obra:	\$1,000.0	\$0.0	\$0.0	\$0.0	\$0.0	\$1,000.0	\$0.0	\$0.0	\$0.0	\$0.0	\$0.0	\$0.0	\$0.0	\$1,000.0	\$0.0
6141	DIVIÓN DE TERRES Y CONSTRUCCIÓN I	\$1,000.0	\$0.0	\$0.0	\$0.0	\$0.0	\$1,000.0	\$0.0	\$0.0	\$0.0	\$0.0	\$0.0	\$0.0	\$0.0	\$1,000.0	\$0.0
SANTANDER INFRAESTRUCTUI		\$1,000.0	\$0.0	\$0.0	\$0.0	\$0.0	\$1,000.0	\$0.0	\$0.0	\$0.0	\$0.0	\$0.0	\$0.0	\$0.0	\$1,000.0	\$0.0



Usr: SUPERVISOR
Rep: rptAnalíticoPresupuestoEgresos_PY_FFM

MUNICIPIO DE VILLA DE REYES

ESTADO DE SAN LUÍS POTOSÍ
Analítico Mensual de Egresos Ejercidos por Fuente de Financiamiento al 30/sep./2019
(Cuentas con Movimientos)
(Cifras en miles de pesos)

Fecha y 15/jun./2020
hora de Impresión 01:35 p. m.

Objeto del Gasto		Presupuesto Vigente	Ene	Feb	Mar	Abr	May	Jun	Jul	Ago	Sep	Oct	Nov	Dic	Total	Diferencia (Vigente - Total)
O1704 MEJORAMIENTO DE CAMINO DE MALINTO-SOCAVON(RENTA DE MAQUINARIA Y MATERIAL),COMUNIDAD																
2000	MATERIALES Y SUMINISTRO	\$58.0	\$0.0	\$0.0	\$0.0	\$0.0	\$0.0	\$0.0	\$0.0	\$0.0	\$58.0	\$0.0	\$0.0	\$0.0	\$58.0	\$0.0
2400	MATERIALES Y ARTICULOS DE CONSTRU	\$58.0	\$0.0	\$0.0	\$0.0	\$0.0	\$0.0	\$0.0	\$0.0	\$0.0	\$58.0	\$0.0	\$0.0	\$0.0	\$58.0	\$0.0
2410	Productos minerales no metálicos	\$58.0	\$0.0	\$0.0	\$0.0	\$0.0	\$0.0	\$0.0	\$0.0	\$0.0	\$58.0	\$0.0	\$0.0	\$0.0	\$58.0	\$0.0
2411	PRODUCTOS MINERALES NO METÁLICC	\$58.0	\$0.0	\$0.0	\$0.0	\$0.0	\$0.0	\$0.0	\$0.0	\$0.0	\$58.0	\$0.0	\$0.0	\$0.0	\$58.0	\$0.0
3000	SERVICIOS GENERALES	\$57.6	\$0.0	\$0.0	\$0.0	\$0.0	\$0.0	\$0.0	\$0.0	\$57.6	\$0.0	\$0.0	\$0.0	\$0.0	\$57.6	\$0.0
3200	SERVICIOS DE ARRENDAMIENTO	\$57.6	\$0.0	\$0.0	\$0.0	\$0.0	\$0.0	\$0.0	\$0.0	\$57.6	\$0.0	\$0.0	\$0.0	\$0.0	\$57.6	\$0.0
3260	Arrendamiento de maquinaria, otros equipo:	\$57.6	\$0.0	\$0.0	\$0.0	\$0.0	\$0.0	\$0.0	\$0.0	\$57.6	\$0.0	\$0.0	\$0.0	\$0.0	\$57.6	\$0.0
3261	Arrendamiento de maquinaria, otros equipo:	\$57.6	\$0.0	\$0.0	\$0.0	\$0.0	\$0.0	\$0.0	\$0.0	\$57.6	\$0.0	\$0.0	\$0.0	\$0.0	\$57.6	\$0.0
SANTANDER INFRAESTRUCTUI		\$115.6	\$0.0	\$0.0	\$0.0	\$0.0	\$0.0	\$0.0	\$0.0	\$57.6	\$58.0	\$0.0	\$0.0	\$0.0	\$115.6	\$0.0
O1705 MEJORAMIENTO DE CAMINO DE COLONIA LOMAS DE SAN BENITO A MALINTO(RENTA DE MAQUINARIA Y																
2000	MATERIALES Y SUMINISTRO	\$52.2	\$0.0	\$0.0	\$0.0	\$0.0	\$0.0	\$0.0	\$0.0	\$0.0	\$52.2	\$0.0	\$0.0	\$0.0	\$52.2	\$0.0
2400	MATERIALES Y ARTICULOS DE CONSTRU	\$52.2	\$0.0	\$0.0	\$0.0	\$0.0	\$0.0	\$0.0	\$0.0	\$0.0	\$52.2	\$0.0	\$0.0	\$0.0	\$52.2	\$0.0
2410	Productos minerales no metálicos	\$52.2	\$0.0	\$0.0	\$0.0	\$0.0	\$0.0	\$0.0	\$0.0	\$0.0	\$52.2	\$0.0	\$0.0	\$0.0	\$52.2	\$0.0
2411	PRODUCTOS MINERALES NO METÁLICC	\$52.2	\$0.0	\$0.0	\$0.0	\$0.0	\$0.0	\$0.0	\$0.0	\$0.0	\$52.2	\$0.0	\$0.0	\$0.0	\$52.2	\$0.0
3000	SERVICIOS GENERALES	\$43.2	\$0.0	\$0.0	\$0.0	\$0.0	\$0.0	\$0.0	\$0.0	\$43.2	\$0.0	\$0.0	\$0.0	\$0.0	\$43.2	\$0.0
3200	SERVICIOS DE ARRENDAMIENTO	\$43.2	\$0.0	\$0.0	\$0.0	\$0.0	\$0.0	\$0.0	\$0.0	\$43.2	\$0.0	\$0.0	\$0.0	\$0.0	\$43.2	\$0.0
3260	Arrendamiento de maquinaria, otros equipo:	\$43.2	\$0.0	\$0.0	\$0.0	\$0.0	\$0.0	\$0.0	\$0.0	\$43.2	\$0.0	\$0.0	\$0.0	\$0.0	\$43.2	\$0.0
3261	Arrendamiento de maquinaria, otros equipo:	\$43.2	\$0.0	\$0.0	\$0.0	\$0.0	\$0.0	\$0.0	\$0.0	\$43.2	\$0.0	\$0.0	\$0.0	\$0.0	\$43.2	\$0.0
SANTANDER INFRAESTRUCTUI		\$95.4	\$0.0	\$0.0	\$0.0	\$0.0	\$0.0	\$0.0	\$0.0	\$43.2	\$52.2	\$0.0	\$0.0	\$0.0	\$95.4	\$0.0
O1706 MEJORAMIENTO DE CAMINOS EN CABRAS,BOCA DE SANTIAGO Y ARROYO BLANCO(RENTA DE MAQUIN,																
3000	SERVICIOS GENERALES	\$128.7	\$0.0	\$0.0	\$0.0	\$0.0	\$0.0	\$0.0	\$0.0	\$0.0	\$128.7	\$0.0	\$0.0	\$0.0	\$128.7	\$0.0
3200	SERVICIOS DE ARRENDAMIENTO	\$128.7	\$0.0	\$0.0	\$0.0	\$0.0	\$0.0	\$0.0	\$0.0	\$0.0	\$128.7	\$0.0	\$0.0	\$0.0	\$128.7	\$0.0
3260	Arrendamiento de maquinaria, otros equipo:	\$128.7	\$0.0	\$0.0	\$0.0	\$0.0	\$0.0	\$0.0	\$0.0	\$0.0	\$128.7	\$0.0	\$0.0	\$0.0	\$128.7	\$0.0
3261	Arrendamiento de maquinaria, otros equipo:	\$128.7	\$0.0	\$0.0	\$0.0	\$0.0	\$0.0	\$0.0	\$0.0	\$0.0	\$128.7	\$0.0	\$0.0	\$0.0	\$128.7	\$0.0
SANTANDER INFRAESTRUCTUI		\$128.7	\$0.0	\$0.0	\$0.0	\$0.0	\$0.0	\$0.0	\$0.0	\$0.0	\$128.7	\$0.0	\$0.0	\$0.0	\$128.7	\$0.0
O1707 CONSTRUCCION DE SALON PARA LA ATENCION INTEGRAL DE ADULTOS MAYORES,BAJIO DE LOS ANILI																
FOR001 SANTANDER FORTALECIMIENTO 2019 CTA 18000101712																
2000	MATERIALES Y SUMINISTRO	\$26.4	\$0.0	\$0.0	\$0.0	\$0.0	\$0.0	\$0.0	\$0.0	\$0.0	\$26.4	\$0.0	\$0.0	\$0.0	\$26.4	\$0.0
2400	MATERIALES Y ARTICULOS DE CONSTRU	\$26.4	\$0.0	\$0.0	\$0.0	\$0.0	\$0.0	\$0.0	\$0.0	\$0.0	\$26.4	\$0.0	\$0.0	\$0.0	\$26.4	\$0.0
2410	Productos minerales no metálicos	\$7.1	\$0.0	\$0.0	\$0.0	\$0.0	\$0.0	\$0.0	\$0.0	\$0.0	\$7.1	\$0.0	\$0.0	\$0.0	\$7.1	\$0.0
2411	PRODUCTOS MINERALES NO METÁLICC	\$7.1	\$0.0	\$0.0	\$0.0	\$0.0	\$0.0	\$0.0	\$0.0	\$0.0	\$7.1	\$0.0	\$0.0	\$0.0	\$7.1	\$0.0
2420	Cemento y productos de concreto	\$9.2	\$0.0	\$0.0	\$0.0	\$0.0	\$0.0	\$0.0	\$0.0	\$0.0	\$9.2	\$0.0	\$0.0	\$0.0	\$9.2	\$0.0
2421	Cemento y productos de concreto	\$9.2	\$0.0	\$0.0	\$0.0	\$0.0	\$0.0	\$0.0	\$0.0	\$0.0	\$9.2	\$0.0	\$0.0	\$0.0	\$9.2	\$0.0



Usr: SUPERVISOR
Rep: rptAnalíticoPresupuestoEgresos_PY_FFM

MUNICIPIO DE VILLA DE REYES

ESTADO DE SAN LUÍS POTOSÍ
Analítico Mensual de Egresos Ejercidos por Fuente de Financiamiento al 30/sep./2019
(Cuentas con Movimientos)
(Cifras en miles de pesos)

Fecha y 15/jun./2020
hora de Impresión 01:35 p. m.

Objeto del Gasto		Presupuesto Vigente	Ene	Feb	Mar	Abr	May	Jun	Jul	Ago	Sep	Oct	Nov	Dic	Total	Diferencia (Vigente - Total)
2470	Artículos metálicos para la construcción	\$10.1	\$0.0	\$0.0	\$0.0	\$0.0	\$0.0	\$0.0	\$0.0	\$0.0	\$10.1	\$0.0	\$0.0	\$0.0	\$10.1	\$0.0
2471	Artículos metálicos para la construcción	\$10.1	\$0.0	\$0.0	\$0.0	\$0.0	\$0.0	\$0.0	\$0.0	\$0.0	\$10.1	\$0.0	\$0.0	\$0.0	\$10.1	\$0.0
SANTANDER FORTALECIMIENT		\$26.4	\$0.0	\$0.0	\$0.0	\$0.0	\$0.0	\$0.0	\$0.0	\$0.0	\$26.4	\$0.0	\$0.0	\$0.0	\$26.4	\$0.0
O1801 OBRAS INFRA PROYECTOS FUTUROS																
TES002 BANORTE INGRESOS PROPIOS RAMO 28 CTA1000598553-SANTANDER																
6000	INVERSIÓN PÚBLICA	\$1,199.3	\$0.0	\$0.0	\$0.0	\$0.0	\$0.0	\$0.0	\$0.0	\$0.0	\$0.0	\$0.0	\$0.0	\$0.0	\$0.0	\$1,199.3
6100	OBRA PÚBLICA EN BIENES DE DOMINIO	\$678.7	\$0.0	\$0.0	\$0.0	\$0.0	\$0.0	\$0.0	\$0.0	\$0.0	\$0.0	\$0.0	\$0.0	\$0.0	\$0.0	\$678.7
6130	Construcción de obras para el abastecimier	\$678.7	\$0.0	\$0.0	\$0.0	\$0.0	\$0.0	\$0.0	\$0.0	\$0.0	\$0.0	\$0.0	\$0.0	\$0.0	\$0.0	\$678.7
6131	CONSTRUCCIÓN DE OBRAS PARA EL AÉ	\$678.7	\$0.0	\$0.0	\$0.0	\$0.0	\$0.0	\$0.0	\$0.0	\$0.0	\$0.0	\$0.0	\$0.0	\$0.0	\$0.0	\$678.7
6300	PROYECTOS PRODUCTIVOS Y ACCIONES	\$520.5	\$0.0	\$0.0	\$0.0	\$0.0	\$0.0	\$0.0	\$0.0	\$0.0	\$0.0	\$0.0	\$0.0	\$0.0	\$0.0	\$520.5
6320	Ejecucion de proyectos productivos no inclu	\$520.5	\$0.0	\$0.0	\$0.0	\$0.0	\$0.0	\$0.0	\$0.0	\$0.0	\$0.0	\$0.0	\$0.0	\$0.0	\$0.0	\$520.5
6324	PROYECTOS PRODUCTIVOS Y ACCIONE	\$520.5	\$0.0	\$0.0	\$0.0	\$0.0	\$0.0	\$0.0	\$0.0	\$0.0	\$0.0	\$0.0	\$0.0	\$0.0	\$0.0	\$520.5
BANORTE INGRESOS PROPIOS		\$1,199.3	\$0.0	\$0.0	\$0.0	\$0.0	\$0.0	\$0.0	\$0.0	\$0.0	\$0.0	\$0.0	\$0.0	\$0.0	\$0.0	\$1,199.3
O1803 OBRAS OTROS FONDOS PROYECTOS FUTUROS																
6000	INVERSIÓN PÚBLICA	\$5,259.4	\$0.0	\$0.0	\$0.0	\$0.0	\$0.0	\$0.0	\$0.0	\$0.0	\$0.0	\$0.0	\$0.0	\$0.0	\$0.0	\$5,259.4
6100	OBRA PÚBLICA EN BIENES DE DOMINIO	\$5,259.4	\$0.0	\$0.0	\$0.0	\$0.0	\$0.0	\$0.0	\$0.0	\$0.0	\$0.0	\$0.0	\$0.0	\$0.0	\$0.0	\$5,259.4
6130	Construcción de obras para el abastecimier	\$5,259.4	\$0.0	\$0.0	\$0.0	\$0.0	\$0.0	\$0.0	\$0.0	\$0.0	\$0.0	\$0.0	\$0.0	\$0.0	\$0.0	\$5,259.4
6131	CONSTRUCCIÓN DE OBRAS PARA EL AÉ	\$5,259.4	\$0.0	\$0.0	\$0.0	\$0.0	\$0.0	\$0.0	\$0.0	\$0.0	\$0.0	\$0.0	\$0.0	\$0.0	\$0.0	\$5,259.4
BANORTE INGRESOS PROPIOS		\$5,259.4	\$0.0	\$0.0	\$0.0	\$0.0	\$0.0	\$0.0	\$0.0	\$0.0	\$0.0	\$0.0	\$0.0	\$0.0	\$0.0	\$5,259.4
O1804 ADQUISICION DE SEMILLA DE MAIZ HIBRIDO,MUNICIPIO DE VILLA DE REYES,SLP																
FOR001 SANTANDER FORTALECIMIENTO 2019 CTA 18000101712																
6000	INVERSIÓN PÚBLICA	\$228.0	\$0.0	\$0.0	\$228.0	\$0.0	\$0.0	\$0.0	\$0.0	\$0.0	\$0.0	\$0.0	\$0.0	\$0.0	\$228.0	\$0.0
6300	PROYECTOS PRODUCTIVOS Y ACCIONES	\$228.0	\$0.0	\$0.0	\$228.0	\$0.0	\$0.0	\$0.0	\$0.0	\$0.0	\$0.0	\$0.0	\$0.0	\$0.0	\$228.0	\$0.0
6320	Ejecucion de proyectos productivos no inclu	\$228.0	\$0.0	\$0.0	\$228.0	\$0.0	\$0.0	\$0.0	\$0.0	\$0.0	\$0.0	\$0.0	\$0.0	\$0.0	\$228.0	\$0.0
6324	PROYECTOS PRODUCTIVOS Y ACCIONE	\$228.0	\$0.0	\$0.0	\$228.0	\$0.0	\$0.0	\$0.0	\$0.0	\$0.0	\$0.0	\$0.0	\$0.0	\$0.0	\$228.0	\$0.0
SANTANDER FORTALECIMIENT		\$228.0	\$0.0	\$0.0	\$228.0	\$0.0	\$0.0	\$0.0	\$0.0	\$0.0	\$0.0	\$0.0	\$0.0	\$0.0	\$228.0	\$0.0
O1805 ADQUISICION DE SEMILLA DE ALFALFA(PELETIZADA),VILLA DE REYES SLP																
6000	INVERSIÓN PÚBLICA	\$167.5	\$0.0	\$0.0	\$0.0	\$167.5	\$0.0	\$0.0	\$0.0	\$0.0	\$0.0	\$0.0	\$0.0	\$0.0	\$167.5	\$0.0
6300	PROYECTOS PRODUCTIVOS Y ACCIONES	\$167.5	\$0.0	\$0.0	\$0.0	\$167.5	\$0.0	\$0.0	\$0.0	\$0.0	\$0.0	\$0.0	\$0.0	\$0.0	\$167.5	\$0.0
6320	Ejecucion de proyectos productivos no inclu	\$167.5	\$0.0	\$0.0	\$0.0	\$167.5	\$0.0	\$0.0	\$0.0	\$0.0	\$0.0	\$0.0	\$0.0	\$0.0	\$167.5	\$0.0
6324	PROYECTOS PRODUCTIVOS Y ACCIONE	\$167.5	\$0.0	\$0.0	\$0.0	\$167.5	\$0.0	\$0.0	\$0.0	\$0.0	\$0.0	\$0.0	\$0.0	\$0.0	\$167.5	\$0.0
SANTANDER FORTALECIMIENT		\$167.5	\$0.0	\$0.0	\$0.0	\$167.5	\$0.0	\$0.0	\$0.0	\$0.0	\$0.0	\$0.0	\$0.0	\$0.0	\$167.5	\$0.0



Usr: SUPERVISOR
Rep: rptAnalíticoPresupuestoEgresos_PY_FFM

MUNICIPIO DE VILLA DE REYES

ESTADO DE SAN LUIS POTOSÍ
Analítico Mensual de Egresos Ejercidos por Fuente de Financiamiento al 30/sep./2019
(Cuentas con Movimientos)
(Cifras en miles de pesos)

Fecha y 15/jun./2020
hora de Impresión 01:35 p. m.

Objeto del Gasto		Presupuesto Vigente	Ene	Feb	Mar	Abr	May	Jun	Jul	Ago	Sep	Oct	Nov	Dic	Total	Diferencia (Vigente - Total)
O1806 ADQUISICION DE SEMILLA DE MAIZ ASGROW,VILLA DE REYES,SLP																
6000	INVERSIÓN PÚBLICA	\$500.0	\$0.0	\$0.0	\$0.0	\$500.0	\$0.0	\$0.0	\$0.0	\$0.0	\$0.0	\$0.0	\$0.0	\$0.0	\$500.0	\$0.0
6300	PROYECTOS PRODUCTIVOS Y ACCIONES	\$500.0	\$0.0	\$0.0	\$0.0	\$500.0	\$0.0	\$0.0	\$0.0	\$0.0	\$0.0	\$0.0	\$0.0	\$0.0	\$500.0	\$0.0
6320	Ejecucion de proyectos productivos no inclu	\$500.0	\$0.0	\$0.0	\$0.0	\$500.0	\$0.0	\$0.0	\$0.0	\$0.0	\$0.0	\$0.0	\$0.0	\$0.0	\$500.0	\$0.0
6324	PROYECTOS PRODUCTIVOS Y ACCIONE	\$500.0	\$0.0	\$0.0	\$0.0	\$500.0	\$0.0	\$0.0	\$0.0	\$0.0	\$0.0	\$0.0	\$0.0	\$0.0	\$500.0	\$0.0
SANTANDER FORTALECIMIENT		\$500.0	\$0.0	\$0.0	\$0.0	\$500.0	\$0.0	\$0.0	\$0.0	\$0.0	\$0.0	\$0.0	\$0.0	\$0.0	\$500.0	\$0.0
O1807 ASISTENCIA TECNICA PARA GRICULTORES,VILLA DE REYES,SLP																
3000	SERVICIOS GENERALES	\$28.5	\$0.0	\$0.0	\$0.0	\$0.0	\$0.0	\$0.0	\$0.0	\$0.0	\$0.0	\$0.0	\$0.0	\$0.0	\$0.0	\$28.5
3300	SERVICIOS PROFESIONALES, CIENTÍFIC	\$28.5	\$0.0	\$0.0	\$0.0	\$0.0	\$0.0	\$0.0	\$0.0	\$0.0	\$0.0	\$0.0	\$0.0	\$0.0	\$0.0	\$28.5
3330	Servicios de consultoría administrativa, proc	\$28.5	\$0.0	\$0.0	\$0.0	\$0.0	\$0.0	\$0.0	\$0.0	\$0.0	\$0.0	\$0.0	\$0.0	\$0.0	\$0.0	\$28.5
3331	SERVICIOS DE CONSULTORÍA ADMINIS	\$28.5	\$0.0	\$0.0	\$0.0	\$0.0	\$0.0	\$0.0	\$0.0	\$0.0	\$0.0	\$0.0	\$0.0	\$0.0	\$0.0	\$28.5
SANTANDER FORTALECIMIENT		\$28.5	\$0.0	\$0.0	\$0.0	\$0.0	\$0.0	\$0.0	\$0.0	\$0.0	\$0.0	\$0.0	\$0.0	\$0.0	\$0.0	\$28.5
O1901 ADQUISICION DE VEHICULO CHASIS CABINA 2019(MISMO QUE SE ADAPTARA A LA CAJA COMPACTADOI																
5000	BIENES MUEBLES, INMUEBLES E IN	\$1,100.0	\$0.0	\$1,100.0	\$0.0	\$0.0	\$0.0	\$0.0	\$0.0	\$0.0	\$0.0	\$0.0	\$0.0	\$0.0	\$1,100.0	\$0.0
5400	VEHÍCULOS Y EQUIPO DE TRANSPORTE	\$1,100.0	\$0.0	\$1,100.0	\$0.0	\$0.0	\$0.0	\$0.0	\$0.0	\$0.0	\$0.0	\$0.0	\$0.0	\$0.0	\$1,100.0	\$0.0
5410	Automóviles y Equipo Terrestre	\$1,100.0	\$0.0	\$1,100.0	\$0.0	\$0.0	\$0.0	\$0.0	\$0.0	\$0.0	\$0.0	\$0.0	\$0.0	\$0.0	\$1,100.0	\$0.0
5411	Vehículos y equipo terrestre	\$1,100.0	\$0.0	\$1,100.0	\$0.0	\$0.0	\$0.0	\$0.0	\$0.0	\$0.0	\$0.0	\$0.0	\$0.0	\$0.0	\$1,100.0	\$0.0
SANTANDER FORTALECIMIENT		\$1,100.0	\$0.0	\$1,100.0	\$0.0	\$0.0	\$0.0	\$0.0	\$0.0	\$0.0	\$0.0	\$0.0	\$0.0	\$0.0	\$1,100.0	\$0.0
O1902 ADQUISICION DE VEHICULO CHASIS CABINA 2019(MISMO QUE SE ADAPTARA A LA CAJA COMPACTADOI																
5000	BIENES MUEBLES, INMUEBLES E IN	\$1,100.0	\$0.0	\$0.0	\$1,100.0	\$0.0	\$0.0	\$0.0	\$0.0	\$0.0	\$0.0	\$0.0	\$0.0	\$0.0	\$1,100.0	\$0.0
5400	VEHÍCULOS Y EQUIPO DE TRANSPORTE	\$1,100.0	\$0.0	\$0.0	\$1,100.0	\$0.0	\$0.0	\$0.0	\$0.0	\$0.0	\$0.0	\$0.0	\$0.0	\$0.0	\$1,100.0	\$0.0
5410	Automóviles y Equipo Terrestre	\$1,100.0	\$0.0	\$0.0	\$1,100.0	\$0.0	\$0.0	\$0.0	\$0.0	\$0.0	\$0.0	\$0.0	\$0.0	\$0.0	\$1,100.0	\$0.0
5411	Vehículos y equipo terrestre	\$1,100.0	\$0.0	\$0.0	\$1,100.0	\$0.0	\$0.0	\$0.0	\$0.0	\$0.0	\$0.0	\$0.0	\$0.0	\$0.0	\$1,100.0	\$0.0
SANTANDER FORTALECIMIENT		\$1,100.0	\$0.0	\$0.0	\$1,100.0	\$0.0	\$0.0	\$0.0	\$0.0	\$0.0	\$0.0	\$0.0	\$0.0	\$0.0	\$1,100.0	\$0.0
O1903 CONSTRUCCION DE PLANTA POTABILIZADORA 2DA ETAPA Y EQUIPAMIENTO,LOC.SOCAVON(EL CARMEI																
INF001 SANTANDER INFRAESTRUCTURA 2019 CTA 18000101726																
6000	INVERSIÓN PÚBLICA	\$1,061.0	\$0.0	\$0.0	\$0.0	\$318.3	\$742.7	\$0.0	\$0.0	\$0.0	\$0.0	\$0.0	\$0.0	\$0.0	\$1,061.0	\$0.0
6100	OBRA PÚBLICA EN BIENES DE DOMINIO	\$1,061.0	\$0.0	\$0.0	\$0.0	\$318.3	\$742.7	\$0.0	\$0.0	\$0.0	\$0.0	\$0.0	\$0.0	\$0.0	\$1,061.0	\$0.0
6130	Construcción de obras para el abastecimier	\$1,061.0	\$0.0	\$0.0	\$0.0	\$318.3	\$742.7	\$0.0	\$0.0	\$0.0	\$0.0	\$0.0	\$0.0	\$0.0	\$1,061.0	\$0.0
6131	CONSTRUCCIÓN DE OBRAS PARA EL AE	\$1,061.0	\$0.0	\$0.0	\$0.0	\$318.3	\$742.7	\$0.0	\$0.0	\$0.0	\$0.0	\$0.0	\$0.0	\$0.0	\$1,061.0	\$0.0
SANTANDER INFRAESTRUCTUI		\$1,061.0	\$0.0	\$0.0	\$0.0	\$318.3	\$742.7	\$0.0	\$0.0	\$0.0	\$0.0	\$0.0	\$0.0	\$0.0	\$1,061.0	\$0.0



Usr: SUPERVISOR
Rep: rptAnalíticoPresupuestoEgresos_PY_FFM

MUNICIPIO DE VILLA DE REYES

ESTADO DE SAN LUIS POTOSÍ
Analítico Mensual de Egresos Ejercidos por Fuente de Financiamiento al 30/sep./2019
(Cuentas con Movimientos)
(Cifras en miles de pesos)

Fecha y 15/jun./2020
hora de Impresión 01:35 p. m.

Objeto del Gasto		Presupuesto Vigente	Ene	Feb	Mar	Abr	May	Jun	Jul	Ago	Sep	Oct	Nov	Dic	Total	Diferencia (Vigente - Total)
O1904 REHABILITACION DE RED DE DRENAJE SANITARIO(EN CALLE FRENTE A LA CLINICA Y CANCHAS),BLED(
FOR001 SANTANDER FORTALECIMIENTO 2019 CTA 18000101712																
2000	MATERIALES Y SUMINISTRO	\$1.1	\$0.0	\$0.0	\$0.0	\$0.0	\$1.1	\$0.0	\$0.0	\$0.0	\$0.0	\$0.0	\$0.0	\$0.0	\$1.1	\$0.0
2400	MATERIALES Y ARTICULOS DE CONSTRUCCION	\$1.1	\$0.0	\$0.0	\$0.0	\$0.0	\$1.1	\$0.0	\$0.0	\$0.0	\$0.0	\$0.0	\$0.0	\$0.0	\$1.1	\$0.0
2420	Cemento y productos de concreto	\$1.1	\$0.0	\$0.0	\$0.0	\$0.0	\$1.1	\$0.0	\$0.0	\$0.0	\$0.0	\$0.0	\$0.0	\$0.0	\$1.1	\$0.0
2421	Cemento y productos de concreto	\$1.1	\$0.0	\$0.0	\$0.0	\$0.0	\$1.1	\$0.0	\$0.0	\$0.0	\$0.0	\$0.0	\$0.0	\$0.0	\$1.1	\$0.0
SANTANDER FORTALECIMIENTO		\$1.1	\$0.0	\$0.0	\$0.0	\$0.0	\$1.1	\$0.0	\$0.0	\$0.0	\$0.0	\$0.0	\$0.0	\$0.0	\$1.1	\$0.0
O1905 CONSTRUCCION DE PLANTA POTABILIZADORA,LAGUNA DE SAN VICENTE,VILLA DE REYES,SLP																
INF001 SANTANDER INFRAESTRUCTURA 2019 CTA 18000101726																
6000	INVERSIÓN PÚBLICA	\$854.9	\$0.0	\$0.0	\$0.0	\$0.0	\$0.0	\$256.4	\$598.4	\$0.0	\$0.0	\$0.0	\$0.0	\$0.0	\$854.9	\$0.0
6100	OBRA PÚBLICA EN BIENES DE DOMINIO	\$854.9	\$0.0	\$0.0	\$0.0	\$0.0	\$0.0	\$256.4	\$598.4	\$0.0	\$0.0	\$0.0	\$0.0	\$0.0	\$854.9	\$0.0
6130	Construcción de obras para el abastecimiento	\$854.9	\$0.0	\$0.0	\$0.0	\$0.0	\$0.0	\$256.4	\$598.4	\$0.0	\$0.0	\$0.0	\$0.0	\$0.0	\$854.9	\$0.0
6131	CONSTRUCCIÓN DE OBRAS PARA EL ABASTECIMIENTO	\$854.9	\$0.0	\$0.0	\$0.0	\$0.0	\$0.0	\$256.4	\$598.4	\$0.0	\$0.0	\$0.0	\$0.0	\$0.0	\$854.9	\$0.0
SANTANDER INFRAESTRUCTURA		\$854.9	\$0.0	\$0.0	\$0.0	\$0.0	\$0.0	\$256.4	\$598.4	\$0.0	\$0.0	\$0.0	\$0.0	\$0.0	\$854.9	\$0.0
O1906 CONSTRUCCION DE PLANTA POTABILIZADORA,EN LA LOCALIDAD EL ROSARIO,VILLA DE REYES,SLP																
6000	INVERSIÓN PÚBLICA	\$854.9	\$0.0	\$0.0	\$0.0	\$0.0	\$0.0	\$256.4	\$598.4	\$0.0	\$0.0	\$0.0	\$0.0	\$0.0	\$854.9	\$0.0
6100	OBRA PÚBLICA EN BIENES DE DOMINIO	\$854.9	\$0.0	\$0.0	\$0.0	\$0.0	\$0.0	\$256.4	\$598.4	\$0.0	\$0.0	\$0.0	\$0.0	\$0.0	\$854.9	\$0.0
6130	Construcción de obras para el abastecimiento	\$854.9	\$0.0	\$0.0	\$0.0	\$0.0	\$0.0	\$256.4	\$598.4	\$0.0	\$0.0	\$0.0	\$0.0	\$0.0	\$854.9	\$0.0
6131	CONSTRUCCIÓN DE OBRAS PARA EL ABASTECIMIENTO	\$854.9	\$0.0	\$0.0	\$0.0	\$0.0	\$0.0	\$256.4	\$598.4	\$0.0	\$0.0	\$0.0	\$0.0	\$0.0	\$854.9	\$0.0
SANTANDER INFRAESTRUCTURA		\$854.9	\$0.0	\$0.0	\$0.0	\$0.0	\$0.0	\$256.4	\$598.4	\$0.0	\$0.0	\$0.0	\$0.0	\$0.0	\$854.9	\$0.0
O1907 MEJORAMIENTO DE BOMBA SUMERGIBLE PARA POZO DE AGUA POTABLE,COMUNIDAD EL MIRADOR,MIRADOR																
FOR001 SANTANDER FORTALECIMIENTO 2019 CTA 18000101712																
3000	SERVICIOS GENERALES	\$24.9	\$0.0	\$0.0	\$0.0	\$0.0	\$0.0	\$0.0	\$10.4	\$14.5	\$0.0	\$0.0	\$0.0	\$0.0	\$24.9	\$0.0
3300	SERVICIOS PROFESIONALES, CIENTÍFICOS Y TECNOLÓGICOS	\$24.9	\$0.0	\$0.0	\$0.0	\$0.0	\$0.0	\$0.0	\$10.4	\$14.5	\$0.0	\$0.0	\$0.0	\$0.0	\$24.9	\$0.0
3320	Servicios de diseño, arquitectura, ingeniería	\$24.9	\$0.0	\$0.0	\$0.0	\$0.0	\$0.0	\$0.0	\$10.4	\$14.5	\$0.0	\$0.0	\$0.0	\$0.0	\$24.9	\$0.0
3321	Servicios de diseño, arquitectura, ingeniería	\$24.9	\$0.0	\$0.0	\$0.0	\$0.0	\$0.0	\$0.0	\$10.4	\$14.5	\$0.0	\$0.0	\$0.0	\$0.0	\$24.9	\$0.0
SANTANDER FORTALECIMIENTO		\$24.9	\$0.0	\$0.0	\$0.0	\$0.0	\$0.0	\$0.0	\$10.4	\$14.5	\$0.0	\$0.0	\$0.0	\$0.0	\$24.9	\$0.0
O1908 EQUIPAMIENTO DE POZO PROFUNDO DE AGUA POTABLE(BOMBA SUMERGIBLE),EN LA COMUNIDAD DE																
INF001 SANTANDER INFRAESTRUCTURA 2019 CTA 18000101726																
3000	SERVICIOS GENERALES	\$13.9	\$0.0	\$0.0	\$0.0	\$0.0	\$0.0	\$0.0	\$0.0	\$13.9	\$0.0	\$0.0	\$0.0	\$0.0	\$13.9	\$0.0



Usr: SUPERVISOR
Rep: rptAnalíticoPresupuestoEgresos_PY_FFM

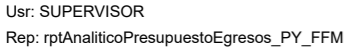
MUNICIPIO DE VILLA DE REYES

ESTADO DE SAN LUÍS POTOSÍ
Analítico Mensual de Egresos Ejercidos por Fuente de Financiamiento al 30/sep./2019
(Cuentas con Movimientos)
(Cifras en miles de pesos)

Fecha y 15/jun./2020
hora de Impresión 01:35 p. m.

Objeto del Gasto		Presupuesto Vigente	Ene	Feb	Mar	Abr	May	Jun	Jul	Ago	Sep	Oct	Nov	Dic	Total	Diferencia (Vigente - Total)
3300	SERVICIOS PROFESIONALES, CIENTÍFICO	\$13.9	\$0.0	\$0.0	\$0.0	\$0.0	\$0.0	\$0.0	\$0.0	\$13.9	\$0.0	\$0.0	\$0.0	\$0.0	\$13.9	\$0.0
3320	Servicios de diseño, arquitectura, ingeniería	\$13.9	\$0.0	\$0.0	\$0.0	\$0.0	\$0.0	\$0.0	\$0.0	\$13.9	\$0.0	\$0.0	\$0.0	\$0.0	\$13.9	\$0.0
3321	Servicios de diseño, arquitectura, ingeniería	\$13.9	\$0.0	\$0.0	\$0.0	\$0.0	\$0.0	\$0.0	\$0.0	\$13.9	\$0.0	\$0.0	\$0.0	\$0.0	\$13.9	\$0.0
5000	BIENES MUEBLES, INMUEBLES E IN	\$60.7	\$0.0	\$0.0	\$0.0	\$0.0	\$0.0	\$0.0	\$0.0	\$60.7	\$0.0	\$0.0	\$0.0	\$0.0	\$60.7	\$0.0
5600	MAQUINARIA, OTROS EQUIPOS Y HERRA	\$60.7	\$0.0	\$0.0	\$0.0	\$0.0	\$0.0	\$0.0	\$0.0	\$60.7	\$0.0	\$0.0	\$0.0	\$0.0	\$60.7	\$0.0
5670	Herramientas y máquinas-herramientas	\$60.7	\$0.0	\$0.0	\$0.0	\$0.0	\$0.0	\$0.0	\$0.0	\$60.7	\$0.0	\$0.0	\$0.0	\$0.0	\$60.7	\$0.0
5671	Herramientas y máquinas-herramienta	\$60.7	\$0.0	\$0.0	\$0.0	\$0.0	\$0.0	\$0.0	\$0.0	\$60.7	\$0.0	\$0.0	\$0.0	\$0.0	\$60.7	\$0.0
SANTANDER INFRAESTRUCTURA		\$74.6	\$0.0	\$0.0	\$0.0	\$0.0	\$0.0	\$0.0	\$0.0	\$74.6	\$0.0	\$0.0	\$0.0	\$0.0	\$74.6	\$0.0
O1909 EQUIPAMIENTO DE POZO PROFUNDO DE AGUA POTABLE,COMUNIDAD EL VERDE,MUNICIPIO DE VILLA DE REYES																
3000	SERVICIOS GENERALES	\$41.7	\$0.0	\$0.0	\$0.0	\$0.0	\$0.0	\$0.0	\$0.0	\$41.7	\$0.0	\$0.0	\$0.0	\$0.0	\$41.7	\$0.0
3300	SERVICIOS PROFESIONALES, CIENTÍFICO	\$41.7	\$0.0	\$0.0	\$0.0	\$0.0	\$0.0	\$0.0	\$0.0	\$41.7	\$0.0	\$0.0	\$0.0	\$0.0	\$41.7	\$0.0
3320	Servicios de diseño, arquitectura, ingeniería	\$41.7	\$0.0	\$0.0	\$0.0	\$0.0	\$0.0	\$0.0	\$0.0	\$41.7	\$0.0	\$0.0	\$0.0	\$0.0	\$41.7	\$0.0
3321	Servicios de diseño, arquitectura, ingeniería	\$41.7	\$0.0	\$0.0	\$0.0	\$0.0	\$0.0	\$0.0	\$0.0	\$41.7	\$0.0	\$0.0	\$0.0	\$0.0	\$41.7	\$0.0
SANTANDER INFRAESTRUCTURA		\$41.7	\$0.0	\$0.0	\$0.0	\$0.0	\$0.0	\$0.0	\$0.0	\$41.7	\$0.0	\$0.0	\$0.0	\$0.0	\$41.7	\$0.0
O1910 EQUIPAMIENTO DE POZO PROFUNDO DE AGUA POTABLE,EN LA COMUNIDAD LA PUERTA DE SAN ANTONIO																
3000	SERVICIOS GENERALES	\$15.0	\$0.0	\$0.0	\$0.0	\$0.0	\$0.0	\$0.0	\$0.0	\$15.0	\$0.0	\$0.0	\$0.0	\$0.0	\$15.0	\$0.0
3300	SERVICIOS PROFESIONALES, CIENTÍFICO	\$15.0	\$0.0	\$0.0	\$0.0	\$0.0	\$0.0	\$0.0	\$0.0	\$15.0	\$0.0	\$0.0	\$0.0	\$0.0	\$15.0	\$0.0
3320	Servicios de diseño, arquitectura, ingeniería	\$15.0	\$0.0	\$0.0	\$0.0	\$0.0	\$0.0	\$0.0	\$0.0	\$15.0	\$0.0	\$0.0	\$0.0	\$0.0	\$15.0	\$0.0
3321	Servicios de diseño, arquitectura, ingeniería	\$15.0	\$0.0	\$0.0	\$0.0	\$0.0	\$0.0	\$0.0	\$0.0	\$15.0	\$0.0	\$0.0	\$0.0	\$0.0	\$15.0	\$0.0
SANTANDER INFRAESTRUCTURA		\$15.0	\$0.0	\$0.0	\$0.0	\$0.0	\$0.0	\$0.0	\$0.0	\$15.0	\$0.0	\$0.0	\$0.0	\$0.0	\$15.0	\$0.0
O1911 EQUIPAMIENTO DE PLANTA POTABILIZADORA DE AGUA POTABLE,COMUNIDAD EL ROSARIO,MUNICIPIO DE VILLA DE REYES																
6000	INVERSIÓN PÚBLICA	\$458.4	\$0.0	\$0.0	\$0.0	\$0.0	\$0.0	\$0.0	\$0.0	\$0.0	\$458.4	\$0.0	\$0.0	\$0.0	\$458.4	\$0.0
6100	OBRA PÚBLICA EN BIENES DE DOMINIO	\$458.4	\$0.0	\$0.0	\$0.0	\$0.0	\$0.0	\$0.0	\$0.0	\$0.0	\$458.4	\$0.0	\$0.0	\$0.0	\$458.4	\$0.0
6130	Construcción de obras para el abastecimiento	\$458.4	\$0.0	\$0.0	\$0.0	\$0.0	\$0.0	\$0.0	\$0.0	\$0.0	\$458.4	\$0.0	\$0.0	\$0.0	\$458.4	\$0.0
6131	CONSTRUCCIÓN DE OBRAS PARA EL ABASTECIMIENTO	\$458.4	\$0.0	\$0.0	\$0.0	\$0.0	\$0.0	\$0.0	\$0.0	\$0.0	\$458.4	\$0.0	\$0.0	\$0.0	\$458.4	\$0.0
SANTANDER INFRAESTRUCTURA		\$458.4	\$0.0	\$0.0	\$0.0	\$0.0	\$0.0	\$0.0	\$0.0	\$0.0	\$458.4	\$0.0	\$0.0	\$0.0	\$458.4	\$0.0
O1912 EQUIPAMIENTO DE PLANTA POTABILIZADORA DE AGUA POTABLE,COMUNIDAD LAGUAN DE SAN VICENTE																
6000	INVERSIÓN PÚBLICA	\$458.4	\$0.0	\$0.0	\$0.0	\$0.0	\$0.0	\$0.0	\$0.0	\$0.0	\$458.4	\$0.0	\$0.0	\$0.0	\$458.4	\$0.0
6100	OBRA PÚBLICA EN BIENES DE DOMINIO	\$458.4	\$0.0	\$0.0	\$0.0	\$0.0	\$0.0	\$0.0	\$0.0	\$0.0	\$458.4	\$0.0	\$0.0	\$0.0	\$458.4	\$0.0
6130	Construcción de obras para el abastecimiento	\$458.4	\$0.0	\$0.0	\$0.0	\$0.0	\$0.0	\$0.0	\$0.0	\$0.0	\$458.4	\$0.0	\$0.0	\$0.0	\$458.4	\$0.0
6131	CONSTRUCCIÓN DE OBRAS PARA EL ABASTECIMIENTO	\$458.4	\$0.0	\$0.0	\$0.0	\$0.0	\$0.0	\$0.0	\$0.0	\$0.0	\$458.4	\$0.0	\$0.0	\$0.0	\$458.4	\$0.0
SANTANDER INFRAESTRUCTURA		\$458.4	\$0.0	\$0.0	\$0.0	\$0.0	\$0.0	\$0.0	\$0.0	\$0.0	\$458.4	\$0.0	\$0.0	\$0.0	\$458.4	\$0.0
O1913 EQUIPAMIENTO DE POZO PROFUNDO DE AGUA POTABLE,COMUNIDAD GUADIANA,MUNICIPIO DE VILLA DE REYES																

Objeto del Gasto		Presupuesto Vigente	Ene	Feb	Mar	Abr	May	Jun	Jul	Ago	Sep	Oct	Nov	Dic	Total	Diferencia (Vigente - Total)
FOR001 SANTANDER FORTALECIMIENTO 2019 CTA 18000101712																
3000	SERVICIOS GENERALES	\$7.5	\$0.0	\$0.0	\$0.0	\$0.0	\$0.0	\$0.0	\$0.0	\$0.0	\$7.5	\$0.0	\$0.0	\$0.0	\$7.5	\$0.0
3300	SERVICIOS PROFESIONALES, CIENTÍFICO Y TECNOLÓGICOS	\$7.5	\$0.0	\$0.0	\$0.0	\$0.0	\$0.0	\$0.0	\$0.0	\$0.0	\$7.5	\$0.0	\$0.0	\$0.0	\$7.5	\$0.0
3320	Servicios de diseño, arquitectura, ingeniería y consultoría	\$7.5	\$0.0	\$0.0	\$0.0	\$0.0	\$0.0	\$0.0	\$0.0	\$0.0	\$7.5	\$0.0	\$0.0	\$0.0	\$7.5	\$0.0
3321	Servicios de diseño, arquitectura, ingeniería y consultoría	\$7.5	\$0.0	\$0.0	\$0.0	\$0.0	\$0.0	\$0.0	\$0.0	\$0.0	\$7.5	\$0.0	\$0.0	\$0.0	\$7.5	\$0.0
SANTANDER FORTALECIMIENTO 2019 CTA 18000101712		\$7.5	\$0.0	\$0.0	\$0.0	\$0.0	\$0.0	\$0.0	\$0.0	\$0.0	\$7.5	\$0.0	\$0.0	\$0.0	\$7.5	\$0.0
O2001 MEJORAMIENTO DE ALUMBRADO PUBLICO EN LA COM.LAGUNA DE SAN VICENTE,MUNICIPIO DE VILLA DE REYES,SLP																
INF001 SANTANDER INFRAESTRUCTURA 2019 CTA 18000101726																
6000	INVERSIÓN PÚBLICA	\$3,539.1	\$0.0	\$0.0	\$0.0	\$3,539.1	\$0.0	\$0.0	\$0.0	\$0.0	\$0.0	\$0.0	\$0.0	\$0.0	\$3,539.1	\$0.0
6100	OBRA PÚBLICA EN BIENES DE DOMINIO	\$3,539.1	\$0.0	\$0.0	\$0.0	\$3,539.1	\$0.0	\$0.0	\$0.0	\$0.0	\$0.0	\$0.0	\$0.0	\$0.0	\$3,539.1	\$0.0
6130	Construcción de obras para el abastecimiento de agua potable	\$3,539.1	\$0.0	\$0.0	\$0.0	\$3,539.1	\$0.0	\$0.0	\$0.0	\$0.0	\$0.0	\$0.0	\$0.0	\$0.0	\$3,539.1	\$0.0
6131	CONSTRUCCIÓN DE OBRAS PARA EL ABASTECIMIENTO DE AGUA POTABLE	\$3,539.1	\$0.0	\$0.0	\$0.0	\$3,539.1	\$0.0	\$0.0	\$0.0	\$0.0	\$0.0	\$0.0	\$0.0	\$0.0	\$3,539.1	\$0.0
SANTANDER INFRAESTRUCTURA 2019 CTA 18000101726		\$3,539.1	\$0.0	\$0.0	\$0.0	\$3,539.1	\$0.0	\$0.0	\$0.0	\$0.0	\$0.0	\$0.0	\$0.0	\$0.0	\$3,539.1	\$0.0
O2002 MEJORAMIENTO DE ALUMBRADO PUBLICO EN LA COM.EL ROSARIO,MUNICIPIO DE VILLA DE REYES,SLP																
6000	INVERSIÓN PÚBLICA	\$3,069.7	\$0.0	\$0.0	\$0.0	\$3,069.7	\$0.0	\$0.0	\$0.0	\$0.0	\$0.0	\$0.0	\$0.0	\$0.0	\$3,069.7	\$0.0
6100	OBRA PÚBLICA EN BIENES DE DOMINIO	\$3,069.7	\$0.0	\$0.0	\$0.0	\$3,069.7	\$0.0	\$0.0	\$0.0	\$0.0	\$0.0	\$0.0	\$0.0	\$0.0	\$3,069.7	\$0.0
6130	Construcción de obras para el abastecimiento de agua potable	\$3,069.7	\$0.0	\$0.0	\$0.0	\$3,069.7	\$0.0	\$0.0	\$0.0	\$0.0	\$0.0	\$0.0	\$0.0	\$0.0	\$3,069.7	\$0.0
6131	CONSTRUCCIÓN DE OBRAS PARA EL ABASTECIMIENTO DE AGUA POTABLE	\$3,069.7	\$0.0	\$0.0	\$0.0	\$3,069.7	\$0.0	\$0.0	\$0.0	\$0.0	\$0.0	\$0.0	\$0.0	\$0.0	\$3,069.7	\$0.0
SANTANDER INFRAESTRUCTURA 2019 CTA 18000101726		\$3,069.7	\$0.0	\$0.0	\$0.0	\$3,069.7	\$0.0	\$0.0	\$0.0	\$0.0	\$0.0	\$0.0	\$0.0	\$0.0	\$3,069.7	\$0.0
O2101 REHABILITACION DE MURO FIRME(APOYO CON MATERIAL),MUNICIPIO DE VILLA DE REYES,SLP																
FOR001 SANTANDER FORTALECIMIENTO 2019 CTA 18000101712																
4000	TRANSFERENCIAS, ASIGNACIONES	\$400.0	\$0.0	\$0.0	\$0.0	\$0.0	\$0.0	\$0.0	\$0.0	\$45.7	\$0.0	\$0.0	\$0.0	\$0.0	\$45.7	\$354.2
4400	AYUDAS SOCIALES	\$400.0	\$0.0	\$0.0	\$0.0	\$0.0	\$0.0	\$0.0	\$0.0	\$45.7	\$0.0	\$0.0	\$0.0	\$0.0	\$45.7	\$354.2
4410	Ayudas sociales a personas	\$400.0	\$0.0	\$0.0	\$0.0	\$0.0	\$0.0	\$0.0	\$0.0	\$45.7	\$0.0	\$0.0	\$0.0	\$0.0	\$45.7	\$354.2
4411	Ayudas sociales a personas	\$400.0	\$0.0	\$0.0	\$0.0	\$0.0	\$0.0	\$0.0	\$0.0	\$45.7	\$0.0	\$0.0	\$0.0	\$0.0	\$45.7	\$354.2
SANTANDER FORTALECIMIENTO 2019 CTA 18000101712		\$400.0	\$0.0	\$0.0	\$0.0	\$0.0	\$0.0	\$0.0	\$0.0	\$45.7	\$0.0	\$0.0	\$0.0	\$0.0	\$45.7	\$354.2
INF001 SANTANDER INFRAESTRUCTURA 2019 CTA 18000101726																
2000	MATERIALES Y SUMINISTRO	\$14.0	\$0.0	\$0.0	\$0.0	\$0.0	\$0.0	\$0.0	\$0.0	\$14.0	\$0.0	\$0.0	\$0.0	\$0.0	\$14.0	\$0.0
2400	MATERIALES Y ARTÍCULOS DE CONSTRUCCIÓN	\$14.0	\$0.0	\$0.0	\$0.0	\$0.0	\$0.0	\$0.0	\$0.0	\$14.0	\$0.0	\$0.0	\$0.0	\$0.0	\$14.0	\$0.0
2410	Productos minerales no metálicos	\$3.2	\$0.0	\$0.0	\$0.0	\$0.0	\$0.0	\$0.0	\$0.0	\$3.2	\$0.0	\$0.0	\$0.0	\$0.0	\$3.2	\$0.0
2411	PRODUCTOS MINERALES NO METÁLICOS	\$3.2	\$0.0	\$0.0	\$0.0	\$0.0	\$0.0	\$0.0	\$0.0	\$3.2	\$0.0	\$0.0	\$0.0	\$0.0	\$3.2	\$0.0
2420	Cemento y productos de concreto	\$5.7	\$0.0	\$0.0	\$0.0	\$0.0	\$0.0	\$0.0	\$0.0	\$5.7	\$0.0	\$0.0	\$0.0	\$0.0	\$5.7	\$0.0
2421	Cemento y productos de concreto	\$5.7	\$0.0	\$0.0	\$0.0	\$0.0	\$0.0	\$0.0	\$0.0	\$5.7	\$0.0	\$0.0	\$0.0	\$0.0	\$5.7	\$0.0



ESTADO DE SAN LUIS POTOSÍ
Analítico Mensual de Egresos Ejercidos por Fuente de Financiamiento al 30/sep./2019
(Cuentas con Movimientos)
 (Cifras en miles de pesos)

Fecha y	15/jun./2020
hora de Impresión	01:35 p. m.

Page 28

Objeto del Gasto		Presupuesto Vigente	Ene	Feb	Mar	Abr	May	Jun	Jul	Ago	Sep	Oct	Nov	Dic	Total	Diferencia (Vigente - Total)
3500	SERVICIOS DE INSTALACIÓN, REPARACI	\$60.6	\$0.0	\$0.0	\$0.0	\$0.0	\$0.0	\$0.0	\$0.0	\$0.0	\$60.6	\$0.0	\$0.0	\$0.0	\$60.6	\$0.0
3510	Conservación y mantenimiento menor de in	\$60.6	\$0.0	\$0.0	\$0.0	\$0.0	\$0.0	\$0.0	\$0.0	\$0.0	\$60.6	\$0.0	\$0.0	\$0.0	\$60.6	\$0.0
3511	CONSERVACIÓN Y MANTENIMIENTO ME	\$60.6	\$0.0	\$0.0	\$0.0	\$0.0	\$0.0	\$0.0	\$0.0	\$0.0	\$60.6	\$0.0	\$0.0	\$0.0	\$60.6	\$0.0
SANTANDER INFRAESTRUCTUI		\$113.1	\$0.0	\$0.0	\$0.0	\$0.0	\$0.0	\$0.0	\$0.0	\$0.0	\$113.1	\$0.0	\$0.0	\$0.0	\$113.1	\$0.0
O2501 CONSTRUCCION DE CISTERNA EN E.P. FRANCISCO JAVIER MINA,COMUNIDAD OJO DE AGUA DEL GATO,																
FOR001 SANTANDER FORTALECIMIENTO 2019 CTA 18000101712																
1000	SERVICIOS PERSONALES	\$95.0	\$0.0	\$0.0	\$0.0	\$25.0	\$5.0	\$20.0	\$0.0	\$0.0	\$45.0	\$0.0	\$0.0	\$0.0	\$95.0	\$0.0
1200	Remuneraciones al personal de carácter t	\$95.0	\$0.0	\$0.0	\$0.0	\$25.0	\$5.0	\$20.0	\$0.0	\$0.0	\$45.0	\$0.0	\$0.0	\$0.0	\$95.0	\$0.0
1220	Sueldos base al personal eventual	\$95.0	\$0.0	\$0.0	\$0.0	\$25.0	\$5.0	\$20.0	\$0.0	\$0.0	\$45.0	\$0.0	\$0.0	\$0.0	\$95.0	\$0.0
1221	SUELDOS BASE AL PERSONAL EVENTU.	\$95.0	\$0.0	\$0.0	\$0.0	\$25.0	\$5.0	\$20.0	\$0.0	\$0.0	\$45.0	\$0.0	\$0.0	\$0.0	\$95.0	\$0.0
2000	MATERIALES Y SUMINISTRO	\$55.5	\$0.0	\$0.0	\$0.0	\$0.0	\$0.0	\$0.0	\$16.8	\$36.9	\$3.2	\$0.0	\$0.0	\$0.0	\$57.0	-\$1.4
2400	MATERIALES Y ARTÍCULOS DE CONSTRU	\$49.6	\$0.0	\$0.0	\$0.0	\$0.0	\$0.0	\$0.0	\$16.8	\$29.9	\$2.7	\$0.0	\$0.0	\$0.0	\$49.6	\$0.0
2410	Productos minerales no metálicos	\$14.8	\$0.0	\$0.0	\$0.0	\$0.0	\$0.0	\$0.0	\$0.0	\$14.8	\$0.0	\$0.0	\$0.0	\$0.0	\$14.8	\$0.0
2411	PRODUCTOS MINERALES NO METÁLICC	\$14.8	\$0.0	\$0.0	\$0.0	\$0.0	\$0.0	\$0.0	\$0.0	\$14.8	\$0.0	\$0.0	\$0.0	\$0.0	\$14.8	\$0.0
2420	Cemento y productos de concreto	\$17.2	\$0.0	\$0.0	\$0.0	\$0.0	\$0.0	\$0.0	\$7.6	\$9.5	\$0.0	\$0.0	\$0.0	\$0.0	\$17.2	\$0.0
2421	Cemento y productos de concreto	\$17.2	\$0.0	\$0.0	\$0.0	\$0.0	\$0.0	\$0.0	\$7.6	\$9.5	\$0.0	\$0.0	\$0.0	\$0.0	\$17.2	\$0.0
2430	Cal, yeso y productos de yeso	\$0.5	\$0.0	\$0.0	\$0.0	\$0.0	\$0.0	\$0.0	\$0.0	\$0.5	\$0.0	\$0.0	\$0.0	\$0.0	\$0.5	\$0.0
2431	Cal, yeso y productos de yeso	\$0.5	\$0.0	\$0.0	\$0.0	\$0.0	\$0.0	\$0.0	\$0.0	\$0.5	\$0.0	\$0.0	\$0.0	\$0.0	\$0.5	\$0.0
2440	Madera y productos de madera	\$9.2	\$0.0	\$0.0	\$0.0	\$0.0	\$0.0	\$0.0	\$0.0	\$0.0	\$0.0	\$0.0	\$0.0	\$0.0	\$9.2	\$0.0
2441	Madera y productos de madera	\$9.2	\$0.0	\$0.0	\$0.0	\$0.0	\$0.0	\$0.0	\$9.2	\$0.0	\$0.0	\$0.0	\$0.0	\$0.0	\$9.2	\$0.0
2470	Artículos metálicos para la construcción	\$6.6	\$0.0	\$0.0	\$0.0	\$0.0	\$0.0	\$0.0	\$0.0	\$3.8	\$2.7	\$0.0	\$0.0	\$0.0	\$6.6	\$0.0
2471	Artículos metálicos para la construcción	\$6.6	\$0.0	\$0.0	\$0.0	\$0.0	\$0.0	\$0.0	\$0.0	\$3.8	\$2.7	\$0.0	\$0.0	\$0.0	\$6.6	\$0.0
2480	Materiales complementarios	\$1.1	\$0.0	\$0.0	\$0.0	\$0.0	\$0.0	\$0.0	\$0.0	\$1.1	\$0.0	\$0.0	\$0.0	\$0.0	\$1.1	\$0.0
2481	Materiales complementarios	\$1.1	\$0.0	\$0.0	\$0.0	\$0.0	\$0.0	\$0.0	\$0.0	\$1.1	\$0.0	\$0.0	\$0.0	\$0.0	\$1.1	\$0.0
2500	Productos químicos, farmacéuticos y de l	\$0.8	\$0.0	\$0.0	\$0.0	\$0.0	\$0.0	\$0.0	\$0.0	\$0.8	\$0.0	\$0.0	\$0.0	\$0.0	\$0.8	\$0.0
2560	Fibras sintéticas, hules, plásticos y derivad	\$0.8	\$0.0	\$0.0	\$0.0	\$0.0	\$0.0	\$0.0	\$0.0	\$0.8	\$0.0	\$0.0	\$0.0	\$0.0	\$0.8	\$0.0
2561	FIBRAS NTÉTICAS, HULES, PLÁSTICOS '	\$0.8	\$0.0	\$0.0	\$0.0	\$0.0	\$0.0	\$0.0	\$0.0	\$0.8	\$0.0	\$0.0	\$0.0	\$0.0	\$0.8	\$0.0
2900	HERRAMIENTAS, REFACCIONES Y ACCE:	\$5.1	\$0.0	\$0.0	\$0.0	\$0.0	\$0.0	\$0.0	\$0.0	\$6.1	\$0.4	\$0.0	\$0.0	\$0.0	\$6.5	-\$1.4
2910	Herramientas menores	\$1.5	\$0.0	\$0.0	\$0.0	\$0.0	\$0.0	\$0.0	\$0.0	\$1.0	\$0.4	\$0.0	\$0.0	\$0.0	\$1.5	\$0.0
2911	HERRAMIENTAS MENORES	\$1.5	\$0.0	\$0.0	\$0.0	\$0.0	\$0.0	\$0.0	\$0.0	\$1.0	\$0.4	\$0.0	\$0.0	\$0.0	\$1.5	\$0.0
2920	Refacciones y accesorios menores de edific	\$3.5	\$0.0	\$0.0	\$0.0	\$0.0	\$0.0	\$0.0	\$0.0	\$5.0	\$0.0	\$0.0	\$0.0	\$0.0	\$5.0	-\$1.4
2921	REFACCIONES Y ACCESORIOS MERES I	\$3.5	\$0.0	\$0.0	\$0.0	\$0.0	\$0.0	\$0.0	\$0.0	\$5.0	\$0.0	\$0.0	\$0.0	\$0.0	\$5.0	-\$1.4
SANTANDER FORTALECIMIENT		\$150.5	\$0.0	\$0.0	\$0.0	\$25.0	\$5.0	\$20.0	\$16.8	\$36.9	\$48.2	\$0.0	\$0.0	\$0.0	\$152.0	-\$1.4
O2502 CONSTRUCCION DE BARDA PERIMETRAL EN E.P.FRANCISCO VILLA,EN COMUNIDAD DE PRESA DEL ORC																
2000	MATERIALES Y SUMINISTRO	\$162.3	\$0.0	\$0.0	\$0.0	\$0.0	\$0.0	\$58.6	\$11.3	\$48.7	\$43.6	\$0.0	\$0.0	\$0.0	\$162.3	\$0.0
2400	MATERIALES Y ARTÍCULOS DE CONSTRU	\$162.3	\$0.0	\$0.0	\$0.0	\$0.0	\$0.0	\$58.6	\$11.3	\$48.7	\$43.6	\$0.0	\$0.0	\$0.0	\$162.3	\$0.0



Usr: SUPERVISOR
Rep: rptAnalíticoPresupuestoEgresos_PY_FFM

MUNICIPIO DE VILLA DE REYES

ESTADO DE SAN LUÍS POTOSÍ

Analítico Mensual de Egresos Ejercidos por Fuente de Financiamiento al 30/sep./2019

(Cuentas con Movimientos)

(Cifras en miles de pesos)

Fecha y

15/jun./2020

hora de Impresión

01:35 p. m.

Objeto del Gasto		Presupuesto Vigente	Ene	Feb	Mar	Abr	May	Jun	Jul	Ago	Sep	Oct	Nov	Dic	Total	Diferencia (Vigente - Total)
2410	Productos minerales no metálicos	\$120.4	\$0.0	\$0.0	\$0.0	\$0.0	\$0.0	\$45.3	\$9.7	\$43.2	\$22.1	\$0.0	\$0.0	\$0.0	\$120.4	\$0.0
2411	PRODUCTOS MINERALES NO METÁLICC	\$120.4	\$0.0	\$0.0	\$0.0	\$0.0	\$0.0	\$45.3	\$9.7	\$43.2	\$22.1	\$0.0	\$0.0	\$0.0	\$120.4	\$0.0
2420	Cemento y productos de concreto	\$17.3	\$0.0	\$0.0	\$0.0	\$0.0	\$0.0	\$7.7	\$0.0	\$0.0	\$9.6	\$0.0	\$0.0	\$0.0	\$17.3	\$0.0
2421	Cemento y productos de concreto	\$17.3	\$0.0	\$0.0	\$0.0	\$0.0	\$0.0	\$7.7	\$0.0	\$0.0	\$9.6	\$0.0	\$0.0	\$0.0	\$17.3	\$0.0
2470	Artículos metálicos para la construcción	\$24.5	\$0.0	\$0.0	\$0.0	\$0.0	\$0.0	\$5.5	\$1.5	\$5.5	\$11.9	\$0.0	\$0.0	\$0.0	\$24.5	\$0.0
2471	Artículos metálicos para la construcción	\$24.5	\$0.0	\$0.0	\$0.0	\$0.0	\$0.0	\$5.5	\$1.5	\$5.5	\$11.9	\$0.0	\$0.0	\$0.0	\$24.5	\$0.0
SANTANDER FORTALECIMIENT		\$162.3	\$0.0	\$0.0	\$0.0	\$0.0	\$0.0	\$58.6	\$11.3	\$48.7	\$43.6	\$0.0	\$0.0	\$0.0	\$162.3	\$0.0
O2503 E.T.V. MARIANO ARISTA CONSTRUCCION DE AULA DIDACTICA,LA PRESA(LA PRESITA),MUNICIPIO DE VIL																
2000	MATERIALES Y SUMINISTRO	\$14.3	\$0.0	\$0.0	\$0.0	\$0.0	\$0.0	\$14.3	\$0.0	\$0.0	\$0.0	\$0.0	\$0.0	\$0.0	\$14.3	\$0.0
2400	MATERIALES Y ARTÍCULOS DE CONSTRU	\$14.3	\$0.0	\$0.0	\$0.0	\$0.0	\$0.0	\$14.3	\$0.0	\$0.0	\$0.0	\$0.0	\$0.0	\$0.0	\$14.3	\$0.0
2470	Artículos metálicos para la construcción	\$14.3	\$0.0	\$0.0	\$0.0	\$0.0	\$0.0	\$14.3	\$0.0	\$0.0	\$0.0	\$0.0	\$0.0	\$0.0	\$14.3	\$0.0
2471	Artículos metálicos para la construcción	\$14.3	\$0.0	\$0.0	\$0.0	\$0.0	\$0.0	\$14.3	\$0.0	\$0.0	\$0.0	\$0.0	\$0.0	\$0.0	\$14.3	\$0.0
SANTANDER FORTALECIMIENT		\$14.3	\$0.0	\$0.0	\$0.0	\$0.0	\$0.0	\$14.3	\$0.0	\$0.0	\$0.0	\$0.0	\$0.0	\$0.0	\$14.3	\$0.0
O2504 CONSTRUCCION DE BARDA PERIMETRAL EN CBTA 258,MUNICIPIO DE VILLA DE REYES,SLP																
1000	SERVICIOS PERSONALES	\$24.0	\$0.0	\$0.0	\$0.0	\$0.0	\$0.0	\$0.0	\$0.0	\$0.0	\$24.0	\$0.0	\$0.0	\$0.0	\$24.0	\$0.0
1200	Remuneraciones al personal de carácter t	\$24.0	\$0.0	\$0.0	\$0.0	\$0.0	\$0.0	\$0.0	\$0.0	\$0.0	\$24.0	\$0.0	\$0.0	\$0.0	\$24.0	\$0.0
1220	Sueldos base al personal eventual	\$24.0	\$0.0	\$0.0	\$0.0	\$0.0	\$0.0	\$0.0	\$0.0	\$0.0	\$24.0	\$0.0	\$0.0	\$0.0	\$24.0	\$0.0
1221	SUELDOS BASE AL PERSONAL EVENTU	\$24.0	\$0.0	\$0.0	\$0.0	\$0.0	\$0.0	\$0.0	\$0.0	\$0.0	\$24.0	\$0.0	\$0.0	\$0.0	\$24.0	\$0.0
2000	MATERIALES Y SUMINISTRO	\$205.0	\$0.0	\$0.0	\$0.0	\$0.0	\$0.0	\$0.0	\$78.7	\$75.4	\$50.8	\$0.0	\$0.0	\$0.0	\$205.0	\$0.0
2400	MATERIALES Y ARTÍCULOS DE CONSTRU	\$205.0	\$0.0	\$0.0	\$0.0	\$0.0	\$0.0	\$0.0	\$78.7	\$75.4	\$50.8	\$0.0	\$0.0	\$0.0	\$205.0	\$0.0
2410	Productos minerales no metálicos	\$109.9	\$0.0	\$0.0	\$0.0	\$0.0	\$0.0	\$0.0	\$52.4	\$38.1	\$19.3	\$0.0	\$0.0	\$0.0	\$109.9	\$0.0
2411	PRODUCTOS MINERALES NO METÁLICC	\$109.9	\$0.0	\$0.0	\$0.0	\$0.0	\$0.0	\$0.0	\$52.4	\$38.1	\$19.3	\$0.0	\$0.0	\$0.0	\$109.9	\$0.0
2420	Cemento y productos de concreto	\$45.8	\$0.0	\$0.0	\$0.0	\$0.0	\$0.0	\$0.0	\$15.4	\$11.1	\$19.2	\$0.0	\$0.0	\$0.0	\$45.8	\$0.0
2421	Cemento y productos de concreto	\$45.8	\$0.0	\$0.0	\$0.0	\$0.0	\$0.0	\$0.0	\$15.4	\$11.1	\$19.2	\$0.0	\$0.0	\$0.0	\$45.8	\$0.0
2430	Cal, yeso y productos de yeso	\$11.7	\$0.0	\$0.0	\$0.0	\$0.0	\$0.0	\$0.0	\$3.1	\$5.4	\$3.1	\$0.0	\$0.0	\$0.0	\$11.6	\$0.0
2431	Cal, yeso y productos de yeso	\$11.7	\$0.0	\$0.0	\$0.0	\$0.0	\$0.0	\$0.0	\$3.1	\$5.4	\$3.1	\$0.0	\$0.0	\$0.0	\$11.6	\$0.0
2440	Madera y productos de madera	\$1.0	\$0.0	\$0.0	\$0.0	\$0.0	\$0.0	\$0.0	\$0.0	\$1.0	\$0.0	\$0.0	\$0.0	\$0.0	\$1.0	\$0.0
2441	Madera y productos de madera	\$1.0	\$0.0	\$0.0	\$0.0	\$0.0	\$0.0	\$0.0	\$0.0	\$1.0	\$0.0	\$0.0	\$0.0	\$0.0	\$1.0	\$0.0
2470	Artículos metálicos para la construcción	\$36.4	\$0.0	\$0.0	\$0.0	\$0.0	\$0.0	\$0.0	\$7.7	\$19.5	\$9.1	\$0.0	\$0.0	\$0.0	\$36.4	\$0.0
2471	Artículos metálicos para la construcción	\$36.4	\$0.0	\$0.0	\$0.0	\$0.0	\$0.0	\$0.0	\$7.7	\$19.5	\$9.1	\$0.0	\$0.0	\$0.0	\$36.4	\$0.0
SANTANDER FORTALECIMIENT		\$229.0	\$0.0	\$0.0	\$0.0	\$0.0	\$0.0	\$0.0	\$78.7	\$75.4	\$74.8	\$0.0	\$0.0	\$0.0	\$229.0	\$0.0
O2505 CONSTRUCCION DE TECHADO EN CANCHA DE USOS MULTIPLES EN LA E.T.V.VICENTE GUERRERO,COM																
6000	INVERSIÓN PÚBLICA	\$713.1	\$0.0	\$0.0	\$0.0	\$0.0	\$0.0	\$0.0	\$422.5	\$0.0	\$290.5	\$0.0	\$0.0	\$0.0	\$713.1	\$0.0
6100	OBRA PÚBLICA EN BIENES DE DOMINIO	\$713.1	\$0.0	\$0.0	\$0.0	\$0.0	\$0.0	\$0.0	\$422.5	\$0.0	\$290.5	\$0.0	\$0.0	\$0.0	\$713.1	\$0.0
6120	Edificación no habitacional	\$713.1	\$0.0	\$0.0	\$0.0	\$0.0	\$0.0	\$0.0	\$422.5	\$0.0	\$290.5	\$0.0	\$0.0	\$0.0	\$713.1	\$0.0
6122	CONSTRUCCIÓN Y/O REHABILITACIÓN I	\$713.1	\$0.0	\$0.0	\$0.0	\$0.0	\$0.0	\$0.0	\$422.5	\$0.0	\$290.5	\$0.0	\$0.0	\$0.0	\$713.1	\$0.0



Usr: SUPERVISOR
Rep: rptAnalíticoPresupuestoEgresos_PY_FFM

MUNICIPIO DE VILLA DE REYES

ESTADO DE SAN LUIS POTOSÍ
Analítico Mensual de Egresos Ejercidos por Fuente de Financiamiento al 30/sep./2019
(Cuentas con Movimientos)
(Cifras en miles de pesos)

Fecha y 15/jun./2020
hora de Impresión 01:35 p. m.

Objeto del Gasto		Presupuesto Vigente	Ene	Feb	Mar	Abr	May	Jun	Jul	Ago	Sep	Oct	Nov	Dic	Total	Diferencia (Vigente - Total)
SANTANDER FORTALECIMIENT		\$713.1	\$0.0	\$0.0	\$0.0	\$0.0	\$0.0	\$0.0	\$422.5	\$0.0	\$290.5	\$0.0	\$0.0	\$0.0	\$713.1	\$0.0
O2506 CONSTRUCCION DE TECHADO EN CANCHA DE USOS MULTIPLES DE LA E.P.RAFAEL RAMIREZ,COMUNID																
INF001 SANTANDER INFRAESTRUCTURA 2019 CTA 18000101726																
2000	MATERIALES Y SUMINISTRO	\$9.2	\$0.0	\$0.0	\$0.0	\$0.0	\$0.0	\$0.0	\$0.0	\$0.0	\$9.2	\$0.0	\$0.0	\$0.0	\$9.2	\$0.0
2400	MATERIALES Y ARTICULOS DE CONSTRUCCION	\$9.2	\$0.0	\$0.0	\$0.0	\$0.0	\$0.0	\$0.0	\$0.0	\$0.0	\$9.2	\$0.0	\$0.0	\$0.0	\$9.2	\$0.0
2410	Productos minerales no metálicos	\$9.2	\$0.0	\$0.0	\$0.0	\$0.0	\$0.0	\$0.0	\$0.0	\$0.0	\$9.2	\$0.0	\$0.0	\$0.0	\$9.2	\$0.0
2411	PRODUCTOS MINERALES NO METÁLICOS	\$9.2	\$0.0	\$0.0	\$0.0	\$0.0	\$0.0	\$0.0	\$0.0	\$0.0	\$9.2	\$0.0	\$0.0	\$0.0	\$9.2	\$0.0
3000	SERVICIOS GENERALES	\$28.8	\$0.0	\$0.0	\$0.0	\$0.0	\$0.0	\$0.0	\$0.0	\$28.8	\$0.0	\$0.0	\$0.0	\$0.0	\$28.8	\$0.0
3200	SERVICIOS DE ARRENDAMIENTO	\$28.8	\$0.0	\$0.0	\$0.0	\$0.0	\$0.0	\$0.0	\$0.0	\$28.8	\$0.0	\$0.0	\$0.0	\$0.0	\$28.8	\$0.0
3260	Arrendamiento de maquinaria, otros equipo:	\$28.8	\$0.0	\$0.0	\$0.0	\$0.0	\$0.0	\$0.0	\$0.0	\$28.8	\$0.0	\$0.0	\$0.0	\$0.0	\$28.8	\$0.0
3261	Arrendamiento de maquinaria, otros equipo:	\$28.8	\$0.0	\$0.0	\$0.0	\$0.0	\$0.0	\$0.0	\$0.0	\$28.8	\$0.0	\$0.0	\$0.0	\$0.0	\$28.8	\$0.0
SANTANDER INFRAESTRUCTURA 2019 CTA 18000101726		\$38.0	\$0.0	\$0.0	\$0.0	\$0.0	\$0.0	\$0.0	\$0.0	\$28.8	\$9.2	\$0.0	\$0.0	\$0.0	\$38.0	\$0.0
O2507 CONSTRUCCION DE TECHADO EN CANCHA DE USOS MULTIPLES EN LA ESCUELA PREPARATORIA POR (
FOR001 SANTANDER FORTALECIMIENTO 2019 CTA 18000101712																
6000	INVERSIÓN PÚBLICA	\$412.6	\$0.0	\$0.0	\$0.0	\$0.0	\$0.0	\$0.0	\$0.0	\$412.6	\$0.0	\$0.0	\$0.0	\$0.0	\$412.6	\$0.0
6100	OBRA PÚBLICA EN BIENES DE DOMINIO	\$412.6	\$0.0	\$0.0	\$0.0	\$0.0	\$0.0	\$0.0	\$0.0	\$412.6	\$0.0	\$0.0	\$0.0	\$0.0	\$412.6	\$0.0
6120	Edificación no habitacional	\$412.6	\$0.0	\$0.0	\$0.0	\$0.0	\$0.0	\$0.0	\$0.0	\$412.6	\$0.0	\$0.0	\$0.0	\$0.0	\$412.6	\$0.0
6122	CONSTRUCCIÓN Y/O REHABILITACIÓN DE OBRAS	\$412.6	\$0.0	\$0.0	\$0.0	\$0.0	\$0.0	\$0.0	\$0.0	\$412.6	\$0.0	\$0.0	\$0.0	\$0.0	\$412.6	\$0.0
SANTANDER FORTALECIMIENT		\$412.6	\$0.0	\$0.0	\$0.0	\$0.0	\$0.0	\$0.0	\$0.0	\$412.6	\$0.0	\$0.0	\$0.0	\$0.0	\$412.6	\$0.0
O2508 REHABILITACION DE PLAZA CIVICA EN E.P.COMUNITARIA CONAFE(RENTA DE MAQUINARIA Y MATERIAL)																
2000	MATERIALES Y SUMINISTRO	\$2.3	\$0.0	\$0.0	\$0.0	\$0.0	\$0.0	\$0.0	\$0.0	\$0.0	\$2.3	\$0.0	\$0.0	\$0.0	\$2.3	\$0.0
2400	MATERIALES Y ARTICULOS DE CONSTRUCCION	\$2.3	\$0.0	\$0.0	\$0.0	\$0.0	\$0.0	\$0.0	\$0.0	\$0.0	\$2.3	\$0.0	\$0.0	\$0.0	\$2.3	\$0.0
2410	Productos minerales no metálicos	\$2.3	\$0.0	\$0.0	\$0.0	\$0.0	\$0.0	\$0.0	\$0.0	\$0.0	\$2.3	\$0.0	\$0.0	\$0.0	\$2.3	\$0.0
2411	PRODUCTOS MINERALES NO METÁLICOS	\$2.3	\$0.0	\$0.0	\$0.0	\$0.0	\$0.0	\$0.0	\$0.0	\$0.0	\$2.3	\$0.0	\$0.0	\$0.0	\$2.3	\$0.0
3000	SERVICIOS GENERALES	\$14.4	\$0.0	\$0.0	\$0.0	\$0.0	\$0.0	\$0.0	\$0.0	\$14.4	\$0.0	\$0.0	\$0.0	\$0.0	\$14.4	\$0.0
3200	SERVICIOS DE ARRENDAMIENTO	\$14.4	\$0.0	\$0.0	\$0.0	\$0.0	\$0.0	\$0.0	\$0.0	\$14.4	\$0.0	\$0.0	\$0.0	\$0.0	\$14.4	\$0.0
3260	Arrendamiento de maquinaria, otros equipo:	\$14.4	\$0.0	\$0.0	\$0.0	\$0.0	\$0.0	\$0.0	\$0.0	\$14.4	\$0.0	\$0.0	\$0.0	\$0.0	\$14.4	\$0.0
3261	Arrendamiento de maquinaria, otros equipo:	\$14.4	\$0.0	\$0.0	\$0.0	\$0.0	\$0.0	\$0.0	\$0.0	\$14.4	\$0.0	\$0.0	\$0.0	\$0.0	\$14.4	\$0.0
SANTANDER FORTALECIMIENT		\$16.7	\$0.0	\$0.0	\$0.0	\$0.0	\$0.0	\$0.0	\$0.0	\$14.4	\$2.3	\$0.0	\$0.0	\$0.0	\$16.7	\$0.0
O2509 CONSTRUCCION DE BARDAS PERIMETRALES EN E.P.UNION Y PROGRESO,LOC.LA PUERTA DE SAN ANTONIO																
1000	SERVICIOS PERSONALES	\$16.0	\$0.0	\$0.0	\$0.0	\$0.0	\$0.0	\$0.0	\$0.0	\$0.0	\$16.0	\$0.0	\$0.0	\$0.0	\$16.0	\$0.0
1200	Remuneraciones al personal de carácter temporal	\$16.0	\$0.0	\$0.0	\$0.0	\$0.0	\$0.0	\$0.0	\$0.0	\$0.0	\$16.0	\$0.0	\$0.0	\$0.0	\$16.0	\$0.0
1220	Sueldos base al personal eventual	\$16.0	\$0.0	\$0.0	\$0.0	\$0.0	\$0.0	\$0.0	\$0.0	\$0.0	\$16.0	\$0.0	\$0.0	\$0.0	\$16.0	\$0.0

Objeto del Gasto		Presupuesto Vigente	Ene	Feb	Mar	Abr	May	Jun	Jul	Ago	Sep	Oct	Nov	Dic	Total	Diferencia (Vigente - Total)
1221	SUELDOS BASE AL PERSONAL EVENTU.	\$16.0	\$0.0	\$0.0	\$0.0	\$0.0	\$0.0	\$0.0	\$0.0	\$0.0	\$16.0	\$0.0	\$0.0	\$0.0	\$16.0	\$0.0
2000	MATERIALES Y SUMINISTRO	\$53.3	\$0.0	\$0.0	\$0.0	\$0.0	\$0.0	\$0.0	\$0.0	\$0.0	\$53.3	\$0.0	\$0.0	\$0.0	\$53.3	\$0.0
2400	MATERIALES Y ARTÍCULOS DE CONSTRU	\$53.3	\$0.0	\$0.0	\$0.0	\$0.0	\$0.0	\$0.0	\$0.0	\$0.0	\$53.3	\$0.0	\$0.0	\$0.0	\$53.3	\$0.0
2410	Productos minerales no metálicos	\$35.9	\$0.0	\$0.0	\$0.0	\$0.0	\$0.0	\$0.0	\$0.0	\$0.0	\$35.9	\$0.0	\$0.0	\$0.0	\$35.9	\$0.0
2411	PRODUCTOS MINERALES NO METÁLICC	\$35.9	\$0.0	\$0.0	\$0.0	\$0.0	\$0.0	\$0.0	\$0.0	\$0.0	\$35.9	\$0.0	\$0.0	\$0.0	\$35.9	\$0.0
2420	Cemento y productos de concreto	\$11.5	\$0.0	\$0.0	\$0.0	\$0.0	\$0.0	\$0.0	\$0.0	\$0.0	\$11.5	\$0.0	\$0.0	\$0.0	\$11.5	\$0.0
2421	Cemento y productos de concreto	\$11.5	\$0.0	\$0.0	\$0.0	\$0.0	\$0.0	\$0.0	\$0.0	\$0.0	\$11.5	\$0.0	\$0.0	\$0.0	\$11.5	\$0.0
2470	Artículos metálicos para la construcción	\$5.8	\$0.0	\$0.0	\$0.0	\$0.0	\$0.0	\$0.0	\$0.0	\$0.0	\$5.8	\$0.0	\$0.0	\$0.0	\$5.8	\$0.0
2471	Artículos metálicos para la construcción	\$5.8	\$0.0	\$0.0	\$0.0	\$0.0	\$0.0	\$0.0	\$0.0	\$0.0	\$5.8	\$0.0	\$0.0	\$0.0	\$5.8	\$0.0
SANTANDER FORTALECIMIENT		\$69.3	\$0.0	\$0.0	\$0.0	\$0.0	\$0.0	\$0.0	\$0.0	\$0.0	\$69.3	\$0.0	\$0.0	\$0.0	\$69.3	\$0.0
O2510 CONSTRUCCION DE CERCADO PERIMETRAL EN E.P. Y J.N. CONAFE(CERCADO DE MALLA),COMUNIDAD																
3000	SERVICIOS GENERALES	\$73.3	\$0.0	\$0.0	\$0.0	\$0.0	\$0.0	\$0.0	\$0.0	\$0.0	\$73.3	\$0.0	\$0.0	\$0.0	\$73.3	\$0.0
3300	SERVICIOS PROFESIONALES, CIENTÍFIC	\$73.3	\$0.0	\$0.0	\$0.0	\$0.0	\$0.0	\$0.0	\$0.0	\$0.0	\$73.3	\$0.0	\$0.0	\$0.0	\$73.3	\$0.0
3320	Servicios de diseño, arquitectura, ingeniería	\$73.3	\$0.0	\$0.0	\$0.0	\$0.0	\$0.0	\$0.0	\$0.0	\$0.0	\$73.3	\$0.0	\$0.0	\$0.0	\$73.3	\$0.0
3321	Servicios de diseño, arquitectura, ingeniería	\$73.3	\$0.0	\$0.0	\$0.0	\$0.0	\$0.0	\$0.0	\$0.0	\$0.0	\$73.3	\$0.0	\$0.0	\$0.0	\$73.3	\$0.0
SANTANDER FORTALECIMIENT		\$73.3	\$0.0	\$0.0	\$0.0	\$0.0	\$0.0	\$0.0	\$0.0	\$0.0	\$73.3	\$0.0	\$0.0	\$0.0	\$73.3	\$0.0
O2511 CONSTRUCCION DE BARDA PERIMETRAL EN LA ESC.PRIMARIA ADOLFO LOPEZ MATEOS(APOYO CON M																
2000	MATERIALES Y SUMINISTRO	\$65.3	\$0.0	\$0.0	\$0.0	\$0.0	\$0.0	\$0.0	\$0.0	\$0.0	\$65.3	\$0.0	\$0.0	\$0.0	\$65.3	\$0.0
2400	MATERIALES Y ARTÍCULOS DE CONSTRU	\$65.3	\$0.0	\$0.0	\$0.0	\$0.0	\$0.0	\$0.0	\$0.0	\$0.0	\$65.3	\$0.0	\$0.0	\$0.0	\$65.3	\$0.0
2410	Productos minerales no metálicos	\$40.1	\$0.0	\$0.0	\$0.0	\$0.0	\$0.0	\$0.0	\$0.0	\$0.0	\$40.1	\$0.0	\$0.0	\$0.0	\$40.1	\$0.0
2411	PRODUCTOS MINERALES NO METÁLICC	\$40.1	\$0.0	\$0.0	\$0.0	\$0.0	\$0.0	\$0.0	\$0.0	\$0.0	\$40.1	\$0.0	\$0.0	\$0.0	\$40.1	\$0.0
2420	Cemento y productos de concreto	\$10.5	\$0.0	\$0.0	\$0.0	\$0.0	\$0.0	\$0.0	\$0.0	\$0.0	\$10.5	\$0.0	\$0.0	\$0.0	\$10.5	\$0.0
2421	Cemento y productos de concreto	\$10.5	\$0.0	\$0.0	\$0.0	\$0.0	\$0.0	\$0.0	\$0.0	\$0.0	\$10.5	\$0.0	\$0.0	\$0.0	\$10.5	\$0.0
2430	Cal, yeso y productos de yeso	\$0.7	\$0.0	\$0.0	\$0.0	\$0.0	\$0.0	\$0.0	\$0.0	\$0.0	\$0.7	\$0.0	\$0.0	\$0.0	\$0.7	\$0.0
2431	Cal, yeso y productos de yeso	\$0.7	\$0.0	\$0.0	\$0.0	\$0.0	\$0.0	\$0.0	\$0.0	\$0.0	\$0.7	\$0.0	\$0.0	\$0.0	\$0.7	\$0.0
2470	Artículos metálicos para la construcción	\$13.8	\$0.0	\$0.0	\$0.0	\$0.0	\$0.0	\$0.0	\$0.0	\$0.0	\$13.8	\$0.0	\$0.0	\$0.0	\$13.8	\$0.0
2471	Articulos metálicos para la construcción	\$13.8	\$0.0	\$0.0	\$0.0	\$0.0	\$0.0	\$0.0	\$0.0	\$0.0	\$13.8	\$0.0	\$0.0	\$0.0	\$13.8	\$0.0
SANTANDER FORTALECIMIENT		\$65.3	\$0.0	\$0.0	\$0.0	\$0.0	\$0.0	\$0.0	\$0.0	\$0.0	\$65.3	\$0.0	\$0.0	\$0.0	\$65.3	\$0.0
O2512 CONSTRUCCION DE BARDA PERIMETRAL EN LA E.T.V. AMBROSIO RAMIREZ(APOYO CON MATERIAL),CO																
2000	MATERIALES Y SUMINISTRO	\$103.0	\$0.0	\$0.0	\$0.0	\$0.0	\$0.0	\$0.0	\$0.0	\$0.0	\$103.0	\$0.0	\$0.0	\$0.0	\$103.0	\$0.0
2400	MATERIALES Y ARTÍCULOS DE CONSTRU	\$103.0	\$0.0	\$0.0	\$0.0	\$0.0	\$0.0	\$0.0	\$0.0	\$0.0	\$103.0	\$0.0	\$0.0	\$0.0	\$103.0	\$0.0
2410	Productos minerales no metálicos	\$69.9	\$0.0	\$0.0	\$0.0	\$0.0	\$0.0	\$0.0	\$0.0	\$0.0	\$69.9	\$0.0	\$0.0	\$0.0	\$69.9	\$0.0
2411	PRODUCTOS MINERALES NO METÁLICC	\$69.9	\$0.0	\$0.0	\$0.0	\$0.0	\$0.0	\$0.0	\$0.0	\$0.0	\$69.9	\$0.0	\$0.0	\$0.0	\$69.9	\$0.0
2420	Cemento y productos de concreto	\$15.3	\$0.0	\$0.0	\$0.0	\$0.0	\$0.0	\$0.0	\$0.0	\$0.0	\$15.3	\$0.0	\$0.0	\$0.0	\$15.3	\$0.0
2421	Cemento y productos de concreto	\$15.3	\$0.0	\$0.0	\$0.0	\$0.0	\$0.0	\$0.0	\$0.0	\$0.0	\$15.3	\$0.0	\$0.0	\$0.0	\$15.3	\$0.0
2430	Cal, yeso y productos de yeso	\$0.7	\$0.0	\$0.0	\$0.0	\$0.0	\$0.0	\$0.0	\$0.0	\$0.0	\$0.7	\$0.0	\$0.0	\$0.0	\$0.7	\$0.0



Usr: SUPERVISOR
Rep: rptAnalíticoPresupuestoEgresos_PY_FFM

MUNICIPIO DE VILLA DE REYES

ESTADO DE SAN LUÍS POTOSÍ
Analítico Mensual de Egresos Ejercidos por Fuente de Financiamiento al 30/sep./2019
(Cuentas con Movimientos)
(Cifras en miles de pesos)

Fecha y 15/jun./2020
hora de Impresión 01:35 p. m.

Objeto del Gasto		Presupuesto Vigente	Ene	Feb	Mar	Abr	May	Jun	Jul	Ago	Sep	Oct	Nov	Dic	Total	Diferencia (Vigente - Total)
2431	Cal, yeso y productos de yeso	\$0.7	\$0.0	\$0.0	\$0.0	\$0.0	\$0.0	\$0.0	\$0.0	\$0.0	\$0.7	\$0.0	\$0.0	\$0.0	\$0.7	\$0.0
2470	Artículos metálicos para la construcción	\$17.0	\$0.0	\$0.0	\$0.0	\$0.0	\$0.0	\$0.0	\$0.0	\$0.0	\$17.0	\$0.0	\$0.0	\$0.0	\$17.0	\$0.0
2471	Artículos metálicos para la construcción	\$17.0	\$0.0	\$0.0	\$0.0	\$0.0	\$0.0	\$0.0	\$0.0	\$0.0	\$17.0	\$0.0	\$0.0	\$0.0	\$17.0	\$0.0
SANTANDER FORTALECIMIENT		\$103.0	\$0.0	\$0.0	\$0.0	\$0.0	\$0.0	\$0.0	\$0.0	\$0.0	\$103.0	\$0.0	\$0.0	\$0.0	\$103.0	\$0.0
O2701 APOYO CON DESPENSAS A GRUPOS VULNERABLES"PROGRAMA ALIMENTARIO",MUNICIPIO DE VILLA D																
4000	TRANSFERENCIAS, ASIGNACIONES,	\$10,097.9	\$0.0	\$0.0	\$3,246.0	\$0.0	\$0.0	\$2,337.1	\$1,090.6	\$779.0	\$2,596.8	\$0.0	\$0.0	\$0.0	\$10,049.6	\$48.3
4400	AYUDAS SOCIALES	\$10,097.9	\$0.0	\$0.0	\$3,246.0	\$0.0	\$0.0	\$2,337.1	\$1,090.6	\$779.0	\$2,596.8	\$0.0	\$0.0	\$0.0	\$10,049.6	\$48.3
4410	Ayudas sociales a personas	\$10,097.9	\$0.0	\$0.0	\$3,246.0	\$0.0	\$0.0	\$2,337.1	\$1,090.6	\$779.0	\$2,596.8	\$0.0	\$0.0	\$0.0	\$10,049.6	\$48.3
4411	Ayudas sociales a personas	\$10,097.9	\$0.0	\$0.0	\$3,246.0	\$0.0	\$0.0	\$2,337.1	\$1,090.6	\$779.0	\$2,596.8	\$0.0	\$0.0	\$0.0	\$10,049.6	\$48.3
SANTANDER FORTALECIMIENT		\$10,097.9	\$0.0	\$0.0	\$3,246.0	\$0.0	\$0.0	\$2,337.1	\$1,090.6	\$779.0	\$2,596.8	\$0.0	\$0.0	\$0.0	\$10,049.6	\$48.3
O2702 APOYO CON DESPENSAS A PERSONAS DE LA 3era EDAD(INAPAM),VILLA DE REYES,SLP																
4000	TRANSFERENCIAS, ASIGNACIONES,	\$930.0	\$0.0	\$0.0	\$0.0	\$0.0	\$262.5	\$0.0	\$0.0	\$667.5	\$0.0	\$0.0	\$0.0	\$0.0	\$930.0	\$0.0
4400	AYUDAS SOCIALES	\$930.0	\$0.0	\$0.0	\$0.0	\$0.0	\$262.5	\$0.0	\$0.0	\$667.5	\$0.0	\$0.0	\$0.0	\$0.0	\$930.0	\$0.0
4410	Ayudas sociales a personas	\$930.0	\$0.0	\$0.0	\$0.0	\$0.0	\$262.5	\$0.0	\$0.0	\$667.5	\$0.0	\$0.0	\$0.0	\$0.0	\$930.0	\$0.0
4411	Ayudas sociales a personas	\$930.0	\$0.0	\$0.0	\$0.0	\$0.0	\$262.5	\$0.0	\$0.0	\$667.5	\$0.0	\$0.0	\$0.0	\$0.0	\$930.0	\$0.0
SANTANDER FORTALECIMIENT		\$930.0	\$0.0	\$0.0	\$0.0	\$0.0	\$262.5	\$0.0	\$0.0	\$667.5	\$0.0	\$0.0	\$0.0	\$0.0	\$930.0	\$0.0
P1001 PENSIONES Y JUBILACIONES																
TES001 BANO RTE RECURSOS FEDERALES R-28 CTA 1000598432-SANTANDER																
4000	TRANSFERENCIAS, ASIGNACIONES,	\$2,635.4	\$178.0	\$178.0	\$178.0	\$175.5	\$173.1	\$173.1	\$236.5	\$181.8	\$181.8	\$0.0	\$0.0	\$0.0	\$1,656.1	\$979.2
4500	PENSIONES Y JUBILACIONES	\$2,635.4	\$178.0	\$178.0	\$178.0	\$175.5	\$173.1	\$173.1	\$236.5	\$181.8	\$181.8	\$0.0	\$0.0	\$0.0	\$1,656.1	\$979.2
4510	Pensiones	\$2,635.4	\$178.0	\$178.0	\$178.0	\$175.5	\$173.1	\$173.1	\$236.5	\$181.8	\$181.8	\$0.0	\$0.0	\$0.0	\$1,656.1	\$979.2
4511	PENSIONES	\$2,635.4	\$178.0	\$178.0	\$178.0	\$175.5	\$173.1	\$173.1	\$236.5	\$181.8	\$181.8	\$0.0	\$0.0	\$0.0	\$1,656.1	\$979.2
BANORTE RECURSOS FEDERA		\$2,635.4	\$178.0	\$178.0	\$178.0	\$175.5	\$173.1	\$173.1	\$236.5	\$181.8	\$181.8	\$0.0	\$0.0	\$0.0	\$1,656.1	\$979.2
R1601 CONSTRUCCION DE ALCANTARILLADO SANITARIO EN LA COMUNIDAD DE PARDO,MUNICIPIO DE VILLA I																
FONRE1 SANTANDER PRODUCTIVA FONREGION 2018 CTA 18000116321																
6000	INVERSIÓN PÚBLICA	\$7,804.4	\$0.0	\$0.0	\$0.0	\$0.0	\$0.0	\$0.0	\$3,795.4	\$1,724.0	\$2,284.8	\$0.0	\$0.0	\$0.0	\$7,804.4	\$0.0
6100	OBRA PÚBLICA EN BIENES DE DOMINIO	\$7,804.4	\$0.0	\$0.0	\$0.0	\$0.0	\$0.0	\$0.0	\$3,795.4	\$1,724.0	\$2,284.8	\$0.0	\$0.0	\$0.0	\$7,804.4	\$0.0
6130	Construcción de obras para el abastecimier	\$7,804.4	\$0.0	\$0.0	\$0.0	\$0.0	\$0.0	\$0.0	\$3,795.4	\$1,724.0	\$2,284.8	\$0.0	\$0.0	\$0.0	\$7,804.4	\$0.0
6131	CONSTRUCCIÓN DE OBRAS PARA EL AÉ	\$7,804.4	\$0.0	\$0.0	\$0.0	\$0.0	\$0.0	\$0.0	\$3,795.4	\$1,724.0	\$2,284.8	\$0.0	\$0.0	\$0.0	\$7,804.4	\$0.0
SANTANDER PRODUCTIVA FOI		\$7,804.4	\$0.0	\$0.0	\$0.0	\$0.0	\$0.0	\$0.0	\$3,795.4	\$1,724.0	\$2,284.8	\$0.0	\$0.0	\$0.0	\$7,804.4	\$0.0
S1001 SALUD A LA PERSONA																



Usr: SUPERVISOR
Rep: rptAnalíticoPresupuestoEgresos_PY_FFM

MUNICIPIO DE VILLA DE REYES

ESTADO DE SAN LUÍS POTOSÍ
Analítico Mensual de Egresos Ejercidos por Fuente de Financiamiento al 30/sep./2019
(Cuentas con Movimientos)
(Cifras en miles de pesos)

Fecha y 15/jun./2020
hora de Impresión 01:35 p. m.

Objeto del Gasto		Presupuesto Vigente	Ene	Feb	Mar	Abr	May	Jun	Jul	Ago	Sep	Oct	Nov	Dic	Total	Diferencia (Vigente - Total)
TES001 BANORTE RECURSOS FEDERALES R-28 CTA 1000598432-SANTANDER																
4000	TRANSFERENCIAS, ASIGNACIONES,	\$1,730.0	\$41.9	\$172.9	\$253.8	\$151.3	\$258.5	\$174.2	\$246.2	\$218.2	\$209.3	\$0.0	\$0.0	\$0.0	\$1,726.7	\$3.2
4400	AYUDAS SOCIALES	\$1,730.0	\$41.9	\$172.9	\$253.8	\$151.3	\$258.5	\$174.2	\$246.2	\$218.2	\$209.3	\$0.0	\$0.0	\$0.0	\$1,726.7	\$3.2
4410	Ayudas sociales a personas	\$1,730.0	\$41.9	\$172.9	\$253.8	\$151.3	\$258.5	\$174.2	\$246.2	\$218.2	\$209.3	\$0.0	\$0.0	\$0.0	\$1,726.7	\$3.2
4411	Ayudas sociales a personas	\$1,730.0	\$41.9	\$172.9	\$253.8	\$151.3	\$258.5	\$174.2	\$246.2	\$218.2	\$209.3	\$0.0	\$0.0	\$0.0	\$1,726.7	\$3.2
BANORTE RECURSOS FEDERALES		\$1,730.0	\$41.9	\$172.9	\$253.8	\$151.3	\$258.5	\$174.2	\$246.2	\$218.2	\$209.3	\$0.0	\$0.0	\$0.0	\$1,726.7	\$3.2
S1002 AYUDA EN DEPORTE																
4000	TRANSFERENCIAS, ASIGNACIONES,	\$100.0	\$0.0	\$0.0	\$0.0	\$0.0	\$0.0	\$0.0	\$51.9	\$7.0	\$38.2	\$0.0	\$0.0	\$0.0	\$97.2	\$2.7
4400	AYUDAS SOCIALES	\$100.0	\$0.0	\$0.0	\$0.0	\$0.0	\$0.0	\$0.0	\$51.9	\$7.0	\$38.2	\$0.0	\$0.0	\$0.0	\$97.2	\$2.7
4410	Ayudas sociales a personas	\$100.0	\$0.0	\$0.0	\$0.0	\$0.0	\$0.0	\$0.0	\$51.9	\$7.0	\$38.2	\$0.0	\$0.0	\$0.0	\$97.2	\$2.7
4411	Ayudas sociales a personas	\$100.0	\$0.0	\$0.0	\$0.0	\$0.0	\$0.0	\$0.0	\$51.9	\$7.0	\$38.2	\$0.0	\$0.0	\$0.0	\$97.2	\$2.7
BANORTE RECURSOS FEDERALES		\$100.0	\$0.0	\$0.0	\$0.0	\$0.0	\$0.0	\$0.0	\$51.9	\$7.0	\$38.2	\$0.0	\$0.0	\$0.0	\$97.2	\$2.7
S1003 AYUDA EN CULTURA																
4000	TRANSFERENCIAS, ASIGNACIONES,	\$50.0	\$0.0	\$0.0	\$0.0	\$0.0	\$0.0	\$0.0	\$4.7	\$0.0	\$0.0	\$0.0	\$0.0	\$0.0	\$4.7	\$45.3
4400	AYUDAS SOCIALES	\$50.0	\$0.0	\$0.0	\$0.0	\$0.0	\$0.0	\$0.0	\$4.7	\$0.0	\$0.0	\$0.0	\$0.0	\$0.0	\$4.7	\$45.3
4410	Ayudas sociales a personas	\$50.0	\$0.0	\$0.0	\$0.0	\$0.0	\$0.0	\$0.0	\$4.7	\$0.0	\$0.0	\$0.0	\$0.0	\$0.0	\$4.7	\$45.3
4411	Ayudas sociales a personas	\$50.0	\$0.0	\$0.0	\$0.0	\$0.0	\$0.0	\$0.0	\$4.7	\$0.0	\$0.0	\$0.0	\$0.0	\$0.0	\$4.7	\$45.3
BANORTE RECURSOS FEDERALES		\$50.0	\$0.0	\$0.0	\$0.0	\$0.0	\$0.0	\$0.0	\$4.7	\$0.0	\$0.0	\$0.0	\$0.0	\$0.0	\$4.7	\$45.3
S1004 ASUNTOS RELIGIOSOS Y OTRAS MANIFESTACIONES SOCIALES																
4000	TRANSFERENCIAS, ASIGNACIONES,	\$250.0	\$0.0	\$0.0	\$42.4	\$53.4	\$34.7	\$80.4	\$12.0	\$0.0	\$16.8	\$0.0	\$0.0	\$0.0	\$240.0	\$9.9
4400	AYUDAS SOCIALES	\$250.0	\$0.0	\$0.0	\$42.4	\$53.4	\$34.7	\$80.4	\$12.0	\$0.0	\$16.8	\$0.0	\$0.0	\$0.0	\$240.0	\$9.9
4450	Ayudas sociales a instituciones sin fines de	\$250.0	\$0.0	\$0.0	\$42.4	\$53.4	\$34.7	\$80.4	\$12.0	\$0.0	\$16.8	\$0.0	\$0.0	\$0.0	\$240.0	\$9.9
4451	AYUDAS SOCIALES A INSTITUCIONES N	\$250.0	\$0.0	\$0.0	\$42.4	\$53.4	\$34.7	\$80.4	\$12.0	\$0.0	\$16.8	\$0.0	\$0.0	\$0.0	\$240.0	\$9.9
BANORTE RECURSOS FEDERALES		\$250.0	\$0.0	\$0.0	\$42.4	\$53.4	\$34.7	\$80.4	\$12.0	\$0.0	\$16.8	\$0.0	\$0.0	\$0.0	\$240.0	\$9.9
S1005 AYUDA EN EDUCACION BASICA																
4000	TRANSFERENCIAS, ASIGNACIONES,	\$2,850.0	\$110.2	\$208.6	\$148.2	\$122.3	\$259.5	\$60.6	\$176.2	\$1,606.6	\$147.3	\$0.0	\$0.0	\$0.0	\$2,839.7	\$10.2
4400	AYUDAS SOCIALES	\$2,850.0	\$110.2	\$208.6	\$148.2	\$122.3	\$259.5	\$60.6	\$176.2	\$1,606.6	\$147.3	\$0.0	\$0.0	\$0.0	\$2,839.7	\$10.2
4430	Ayudas sociales a instituciones de enseñan	\$2,850.0	\$110.2	\$208.6	\$148.2	\$122.3	\$259.5	\$60.6	\$176.2	\$1,606.6	\$147.3	\$0.0	\$0.0	\$0.0	\$2,839.7	\$10.2
4431	AYUDAS SOCIALES A INSTITUCIONES D	\$2,850.0	\$110.2	\$208.6	\$148.2	\$122.3	\$259.5	\$60.6	\$176.2	\$1,606.6	\$147.3	\$0.0	\$0.0	\$0.0	\$2,839.7	\$10.2
BANORTE RECURSOS FEDERALES		\$2,850.0	\$110.2	\$208.6	\$148.2	\$122.3	\$259.5	\$60.6	\$176.2	\$1,606.6	\$147.3	\$0.0	\$0.0	\$0.0	\$2,839.7	\$10.2
S1006 AYUDA EN EDUCACION MEDIA																
4000	TRANSFERENCIAS, ASIGNACIONES,	\$400.0	\$29.0	\$58.5	\$20.2	\$58.0	\$79.7	\$5.7	\$19.4	\$19.4	\$11.4	\$0.0	\$0.0	\$0.0	\$301.6	\$98.3
4400	AYUDAS SOCIALES	\$400.0	\$29.0	\$58.5	\$20.2	\$58.0	\$79.7	\$5.7	\$19.4	\$19.4	\$11.4	\$0.0	\$0.0	\$0.0	\$301.6	\$98.3



Usr: SUPERVISOR
Rep: rptAnalíticoPresupuestoEgresos_PY_FFM

MUNICIPIO DE VILLA DE REYES

ESTADO DE SAN LUÍS POTOSÍ

Analítico Mensual de Egresos Ejercidos por Fuente de Financiamiento al 30/sep./2019

(Cuentas con Movimientos)

(Cifras en miles de pesos)

Fecha y

15/jun./2020

hora de Impresión

01:35 p. m.

Objeto del Gasto		Presupuesto Vigente	Ene	Feb	Mar	Abr	May	Jun	Jul	Ago	Sep	Oct	Nov	Dic	Total	Diferencia (Vigente - Total)
4430	Ayudas sociales a instituciones de enseñan	\$400.0	\$29.0	\$58.5	\$20.2	\$58.0	\$79.7	\$5.7	\$19.4	\$19.4	\$11.4	\$0.0	\$0.0	\$0.0	\$301.6	\$98.3
4431	AYUDAS SOCIALES A INSTITUCIONES D	\$400.0	\$29.0	\$58.5	\$20.2	\$58.0	\$79.7	\$5.7	\$19.4	\$19.4	\$11.4	\$0.0	\$0.0	\$0.0	\$301.6	\$98.3
BANORTE RECURSOS FEDERA		\$400.0	\$29.0	\$58.5	\$20.2	\$58.0	\$79.7	\$5.7	\$19.4	\$19.4	\$11.4	\$0.0	\$0.0	\$0.0	\$301.6	\$98.3
S1007 AYUDA EN EDUCACION SUPERIOR																
4000	TRANSFERENCIAS, ASIGNACIONES,	\$150.0	\$94.1	\$0.0	\$0.0	\$0.0	\$0.0	\$0.0	\$19.0	\$0.0	\$0.0	\$0.0	\$0.0	\$0.0	\$113.1	\$36.8
4400	AYUDAS SOCIALES	\$150.0	\$94.1	\$0.0	\$0.0	\$0.0	\$0.0	\$0.0	\$19.0	\$0.0	\$0.0	\$0.0	\$0.0	\$0.0	\$113.1	\$36.8
4430	Ayudas sociales a instituciones de enseñan	\$150.0	\$94.1	\$0.0	\$0.0	\$0.0	\$0.0	\$0.0	\$19.0	\$0.0	\$0.0	\$0.0	\$0.0	\$0.0	\$113.1	\$36.8
4431	AYUDAS SOCIALES A INSTITUCIONES D	\$150.0	\$94.1	\$0.0	\$0.0	\$0.0	\$0.0	\$0.0	\$19.0	\$0.0	\$0.0	\$0.0	\$0.0	\$0.0	\$113.1	\$36.8
BANORTE RECURSOS FEDERA		\$150.0	\$94.1	\$0.0	\$0.0	\$0.0	\$0.0	\$0.0	\$19.0	\$0.0	\$0.0	\$0.0	\$0.0	\$0.0	\$113.1	\$36.8
S1012 AYUDA A GRUPOS VULNERABLES																
4000	TRANSFERENCIAS, ASIGNACIONES,	\$600.0	\$5.0	\$8.6	\$7.0	\$75.0	\$69.5	\$179.8	\$6.6	\$151.2	\$80.3	\$0.0	\$0.0	\$0.0	\$583.3	\$16.6
4400	AYUDAS SOCIALES	\$600.0	\$5.0	\$8.6	\$7.0	\$75.0	\$69.5	\$179.8	\$6.6	\$151.2	\$80.3	\$0.0	\$0.0	\$0.0	\$583.3	\$16.6
4410	Ayudas sociales a personas	\$600.0	\$5.0	\$8.6	\$7.0	\$75.0	\$69.5	\$179.8	\$6.6	\$151.2	\$80.3	\$0.0	\$0.0	\$0.0	\$583.3	\$16.6
4411	Ayudas sociales a personas	\$600.0	\$5.0	\$8.6	\$7.0	\$75.0	\$69.5	\$179.8	\$6.6	\$151.2	\$80.3	\$0.0	\$0.0	\$0.0	\$583.3	\$16.6
BANORTE RECURSOS FEDERA		\$600.0	\$5.0	\$8.6	\$7.0	\$75.0	\$69.5	\$179.8	\$6.6	\$151.2	\$80.3	\$0.0	\$0.0	\$0.0	\$583.3	\$16.6
S1013 AYUDA EN ASISTENCIA SOCIAL																
4000	TRANSFERENCIAS, ASIGNACIONES,	\$1,000.0	\$81.4	\$95.9	\$96.5	\$92.7	\$241.5	\$0.0	\$127.5	\$161.5	\$81.9	\$0.0	\$0.0	\$0.0	\$978.9	\$21.1
4400	AYUDAS SOCIALES	\$1,000.0	\$81.4	\$95.9	\$96.5	\$92.7	\$241.5	\$0.0	\$127.5	\$161.5	\$81.9	\$0.0	\$0.0	\$0.0	\$978.9	\$21.1
4410	Ayudas sociales a personas	\$1,000.0	\$81.4	\$95.9	\$96.5	\$92.7	\$241.5	\$0.0	\$127.5	\$161.5	\$81.9	\$0.0	\$0.0	\$0.0	\$978.9	\$21.1
4411	Ayudas sociales a personas	\$1,000.0	\$81.4	\$95.9	\$96.5	\$92.7	\$241.5	\$0.0	\$127.5	\$161.5	\$81.9	\$0.0	\$0.0	\$0.0	\$978.9	\$21.1
BANORTE RECURSOS FEDERA		\$1,000.0	\$81.4	\$95.9	\$96.5	\$92.7	\$241.5	\$0.0	\$127.5	\$161.5	\$81.9	\$0.0	\$0.0	\$0.0	\$978.9	\$21.1
S1014 OTROS ASUNTOS SOCIALES																
4000	TRANSFERENCIAS, ASIGNACIONES,	\$670.0	\$0.0	\$23.5	\$14.1	\$22.5	\$57.7	\$7.1	\$10.8	\$47.7	\$419.9	\$0.0	\$0.0	\$0.0	\$603.6	\$66.3
4400	AYUDAS SOCIALES	\$670.0	\$0.0	\$23.5	\$14.1	\$22.5	\$57.7	\$7.1	\$10.8	\$47.7	\$419.9	\$0.0	\$0.0	\$0.0	\$603.6	\$66.3
4410	Ayudas sociales a personas	\$670.0	\$0.0	\$23.5	\$14.1	\$22.5	\$57.7	\$7.1	\$10.8	\$47.7	\$419.9	\$0.0	\$0.0	\$0.0	\$603.6	\$66.3
4411	Ayudas sociales a personas	\$670.0	\$0.0	\$23.5	\$14.1	\$22.5	\$57.7	\$7.1	\$10.8	\$47.7	\$419.9	\$0.0	\$0.0	\$0.0	\$603.6	\$66.3
BANORTE RECURSOS FEDERA		\$670.0	\$0.0	\$23.5	\$14.1	\$22.5	\$57.7	\$7.1	\$10.8	\$47.7	\$419.9	\$0.0	\$0.0	\$0.0	\$603.6	\$66.3
T1101 CONVENIO DE COPARTICIPACION MUNICIPAL POR PARTE DEL MUNICIPIO AL PROGRAMA FORTASEG 20																
TES002 BANORTE INGRESOS PROPIOS RAMO 28 CTA1000598553-SANTANDER																
6000	INVERSIÓN PÚBLICA	\$2,405.9	\$0.0	\$0.0	\$0.0	\$0.0	\$0.0	\$2,405.9	\$0.0	\$0.0	\$0.0	\$0.0	\$0.0	\$0.0	\$2,405.9	\$0.0
6300	PROYECTOS PRODUCTIVOS Y ACCIONES	\$2,405.9	\$0.0	\$0.0	\$0.0	\$0.0	\$0.0	\$2,405.9	\$0.0	\$0.0	\$0.0	\$0.0	\$0.0	\$0.0	\$2,405.9	\$0.0
6320	Ejecucion de proyectos productivos no inclu	\$2,405.9	\$0.0	\$0.0	\$0.0	\$0.0	\$0.0	\$2,405.9	\$0.0	\$0.0	\$0.0	\$0.0	\$0.0	\$0.0	\$2,405.9	\$0.0
6326	PROYECTOS PRODUCTIVOS Y ACCIONE	\$2,405.9	\$0.0	\$0.0	\$0.0	\$0.0	\$0.0	\$2,405.9	\$0.0	\$0.0	\$0.0	\$0.0	\$0.0	\$0.0	\$2,405.9	\$0.0



Usr: SUPERVISOR
Rep: rptAnalíticoPresupuestoEgresos_PY_FFM

MUNICIPIO DE VILLA DE REYES

ESTADO DE SAN LUÍS POTOSÍ

Analítico Mensual de Egresos Ejercidos por Fuente de Financiamiento al 30/sep./2019

(Cuentas con Movimientos)

(Cifras en miles de pesos)

Fecha y

15/jun./2020

hora de Impresión

01:35 p. m.

Objeto del Gasto		Presupuesto Vigente	Ene	Feb	Mar	Abr	May	Jun	Jul	Ago	Sep	Oct	Nov	Dic	Total	Diferencia (Vigente - Total)
BANORTE INGRESOS PROPIOS		\$2,405.9	\$0.0	\$0.0	\$0.0	\$0.0	\$0.0	\$2,405.9	\$0.0	\$0.0	\$0.0	\$0.0	\$0.0	\$0.0	\$2,405.9	\$0.0
T1501 ETAPA 1 REMEDIACION DEL RELLENO SANITARIA MUNICIPAL,LOC.VILLA DE REYES,MUNICIPIO DE VILLA DE REYES																
TES001 BANORTE RECURSOS FEDERALES R-28 CTA 1000598432-SANTANDER																
6000	INVERSIÓN PÚBLICA	\$2,402.6	\$0.0	\$0.0	\$0.0	\$1,067.2	\$752.6	\$582.8	\$0.0	\$0.0	\$0.0	\$0.0	\$0.0	\$0.0	\$2,402.6	\$0.0
6100	OBRA PÚBLICA EN BIENES DE DOMINIO	\$2,402.6	\$0.0	\$0.0	\$0.0	\$1,067.2	\$752.6	\$582.8	\$0.0	\$0.0	\$0.0	\$0.0	\$0.0	\$0.0	\$2,402.6	\$0.0
6130	Construcción de obras para el abastecimier	\$2,402.6	\$0.0	\$0.0	\$0.0	\$1,067.2	\$752.6	\$582.8	\$0.0	\$0.0	\$0.0	\$0.0	\$0.0	\$0.0	\$2,402.6	\$0.0
6131	CONSTRUCCIÓN DE OBRAS PARA EL AÉ	\$2,402.6	\$0.0	\$0.0	\$0.0	\$1,067.2	\$752.6	\$582.8	\$0.0	\$0.0	\$0.0	\$0.0	\$0.0	\$0.0	\$2,402.6	\$0.0
BANORTE RECURSOS FEDERALES		\$2,402.6	\$0.0	\$0.0	\$0.0	\$1,067.2	\$752.6	\$582.8	\$0.0	\$0.0	\$0.0	\$0.0	\$0.0	\$0.0	\$2,402.6	\$0.0
T1701 PAVIMENTACION CON CONCRETO HIDRAULICO DE CALLE FRANCISCO VILLA,EN LA LOCALIDAD DE SAU																
6000	INVERSIÓN PÚBLICA	\$2,634.3	\$0.0	\$0.0	\$0.0	\$2,634.3	\$0.0	\$0.0	\$0.0	\$0.0	\$0.0	\$0.0	\$0.0	\$0.0	\$2,634.3	\$0.0
6100	OBRA PÚBLICA EN BIENES DE DOMINIO	\$2,634.3	\$0.0	\$0.0	\$0.0	\$2,634.3	\$0.0	\$0.0	\$0.0	\$0.0	\$0.0	\$0.0	\$0.0	\$0.0	\$2,634.3	\$0.0
6140	División de terrenos y construcción de obra:	\$2,634.3	\$0.0	\$0.0	\$0.0	\$2,634.3	\$0.0	\$0.0	\$0.0	\$0.0	\$0.0	\$0.0	\$0.0	\$0.0	\$2,634.3	\$0.0
6141	DIVIÓN DE TERRES Y CONSTRUCCIÓN I	\$2,634.3	\$0.0	\$0.0	\$0.0	\$2,634.3	\$0.0	\$0.0	\$0.0	\$0.0	\$0.0	\$0.0	\$0.0	\$0.0	\$2,634.3	\$0.0
BANORTE RECURSOS FEDERALES		\$2,634.3	\$0.0	\$0.0	\$0.0	\$2,634.3	\$0.0	\$0.0	\$0.0	\$0.0	\$0.0	\$0.0	\$0.0	\$0.0	\$2,634.3	\$0.0
T1702 PAVIMENTACION CON CONCRETO HIDRAULICO EN CIRCUITO DE CALLE MIGUEL HIDALGO,LOC.SOCAVC																
6000	INVERSIÓN PÚBLICA	\$1,934.7	\$0.0	\$0.0	\$0.0	\$1,934.7	\$0.0	\$0.0	\$0.0	\$0.0	\$0.0	\$0.0	\$0.0	\$0.0	\$1,934.7	\$0.0
6100	OBRA PÚBLICA EN BIENES DE DOMINIO	\$1,934.7	\$0.0	\$0.0	\$0.0	\$1,934.7	\$0.0	\$0.0	\$0.0	\$0.0	\$0.0	\$0.0	\$0.0	\$0.0	\$1,934.7	\$0.0
6140	División de terrenos y construcción de obra:	\$1,934.7	\$0.0	\$0.0	\$0.0	\$1,934.7	\$0.0	\$0.0	\$0.0	\$0.0	\$0.0	\$0.0	\$0.0	\$0.0	\$1,934.7	\$0.0
6141	DIVIÓN DE TERRES Y CONSTRUCCIÓN I	\$1,934.7	\$0.0	\$0.0	\$0.0	\$1,934.7	\$0.0	\$0.0	\$0.0	\$0.0	\$0.0	\$0.0	\$0.0	\$0.0	\$1,934.7	\$0.0
BANORTE RECURSOS FEDERALES		\$1,934.7	\$0.0	\$0.0	\$0.0	\$1,934.7	\$0.0	\$0.0	\$0.0	\$0.0	\$0.0	\$0.0	\$0.0	\$0.0	\$1,934.7	\$0.0
T1703 CONSTRUCCION DE PAVIMENTO HIDRAULICO EN CIRCUITO DE CALLE HIDALGO Y GRACIANO SANCHEZ																
6000	INVERSIÓN PÚBLICA	\$1,707.4	\$0.0	\$0.0	\$0.0	\$0.0	\$1,707.4	\$0.0	\$0.0	\$0.0	\$0.0	\$0.0	\$0.0	\$0.0	\$1,707.4	\$0.0
6100	OBRA PÚBLICA EN BIENES DE DOMINIO	\$1,707.4	\$0.0	\$0.0	\$0.0	\$0.0	\$1,707.4	\$0.0	\$0.0	\$0.0	\$0.0	\$0.0	\$0.0	\$0.0	\$1,707.4	\$0.0
6140	División de terrenos y construcción de obra:	\$1,707.4	\$0.0	\$0.0	\$0.0	\$0.0	\$1,707.4	\$0.0	\$0.0	\$0.0	\$0.0	\$0.0	\$0.0	\$0.0	\$1,707.4	\$0.0
6141	DIVIÓN DE TERRES Y CONSTRUCCIÓN I	\$1,707.4	\$0.0	\$0.0	\$0.0	\$0.0	\$1,707.4	\$0.0	\$0.0	\$0.0	\$0.0	\$0.0	\$0.0	\$0.0	\$1,707.4	\$0.0
BANORTE RECURSOS FEDERALES		\$1,707.4	\$0.0	\$0.0	\$0.0	\$0.0	\$1,707.4	\$0.0	\$0.0	\$0.0	\$0.0	\$0.0	\$0.0	\$0.0	\$1,707.4	\$0.0
T1801 ADQUISICION DE TRACTOR AGRICOLA NUEVO MARCA MAHINDRA MODELO 6060 4WD DOBLE TRACCION																
6000	INVERSIÓN PÚBLICA	\$450.0	\$0.0	\$0.0	\$0.0	\$0.0	\$450.0	\$0.0	\$0.0	\$0.0	\$0.0	\$0.0	\$0.0	\$0.0	\$450.0	\$0.0
6300	PROYECTOS PRODUCTIVOS Y ACCIONES	\$450.0	\$0.0	\$0.0	\$0.0	\$0.0	\$450.0	\$0.0	\$0.0	\$0.0	\$0.0	\$0.0	\$0.0	\$0.0	\$450.0	\$0.0
6320	Ejecucion de proyectos productivos no inclu	\$450.0	\$0.0	\$0.0	\$0.0	\$0.0	\$450.0	\$0.0	\$0.0	\$0.0	\$0.0	\$0.0	\$0.0	\$0.0	\$450.0	\$0.0
6324	PROYECTOS PRODUCTIVOS Y ACCIONE	\$450.0	\$0.0	\$0.0	\$0.0	\$0.0	\$450.0	\$0.0	\$0.0	\$0.0	\$0.0	\$0.0	\$0.0	\$0.0	\$450.0	\$0.0
BANORTE RECURSOS FEDERALES		\$450.0	\$0.0	\$0.0	\$0.0	\$0.0	\$450.0	\$0.0	\$0.0	\$0.0	\$0.0	\$0.0	\$0.0	\$0.0	\$450.0	\$0.0



Usr: SUPERVISOR
Rep: rptAnalíticoPresupuestoEgresos_PY_FFM

MUNICIPIO DE VILLA DE REYES

ESTADO DE SAN LUÍS POTOSÍ
Analítico Mensual de Egresos Ejercidos por Fuente de Financiamiento al 30/sep./2019
(Cuentas con Movimientos)
(Cifras en miles de pesos)

Fecha y 15/jun./2020
hora de Impresión 01:35 p. m.

Objeto del Gasto		Presupuesto Vigente	Ene	Feb	Mar	Abr	May	Jun	Jul	Ago	Sep	Oct	Nov	Dic	Total	Diferencia (Vigente - Total)
T2001 MEJORAMIENTO DE ALUMBRADO PUBLICO EXISTENTE,SUSTITUCION DE LAMPARAS COVENCIONALES F																
6000	INVERSIÓN PÚBLICA	\$1,254.7	\$0.0	\$0.0	\$0.0	\$0.0	\$0.0	\$0.0	\$1,254.7	\$0.0	\$0.0	\$0.0	\$0.0	\$0.0	\$1,254.7	\$0.0
6100	OBRA PÚBLICA EN BIENES DE DOMINIO	\$1,254.7	\$0.0	\$0.0	\$0.0	\$0.0	\$0.0	\$0.0	\$1,254.7	\$0.0	\$0.0	\$0.0	\$0.0	\$0.0	\$1,254.7	\$0.0
6130	Construcción de obras para el abastecimier	\$1,254.7	\$0.0	\$0.0	\$0.0	\$0.0	\$0.0	\$0.0	\$1,254.7	\$0.0	\$0.0	\$0.0	\$0.0	\$0.0	\$1,254.7	\$0.0
6131	CONSTRUCCIÓN DE OBRAS PARA EL AÉ	\$1,254.7	\$0.0	\$0.0	\$0.0	\$0.0	\$0.0	\$0.0	\$1,254.7	\$0.0	\$0.0	\$0.0	\$0.0	\$0.0	\$1,254.7	\$0.0
BANORTE RECURSOS FEDERA		\$1,254.7	\$0.0	\$0.0	\$0.0	\$0.0	\$0.0	\$0.0	\$1,254.7	\$0.0	\$0.0	\$0.0	\$0.0	\$0.0	\$1,254.7	\$0.0
T2002 MEJORAMIENTO DE ALUMBRADO PUBLICO EXISTENTE,SUSTITUCION DE LAMPARAS CONVENCIONALES																
6000	INVERSIÓN PÚBLICA	\$1,240.5	\$0.0	\$0.0	\$0.0	\$0.0	\$0.0	\$0.0	\$1,240.5	\$0.0	\$0.0	\$0.0	\$0.0	\$0.0	\$1,240.5	\$0.0
6100	OBRA PÚBLICA EN BIENES DE DOMINIO	\$1,240.5	\$0.0	\$0.0	\$0.0	\$0.0	\$0.0	\$0.0	\$1,240.5	\$0.0	\$0.0	\$0.0	\$0.0	\$0.0	\$1,240.5	\$0.0
6130	Construcción de obras para el abastecimier	\$1,240.5	\$0.0	\$0.0	\$0.0	\$0.0	\$0.0	\$0.0	\$1,240.5	\$0.0	\$0.0	\$0.0	\$0.0	\$0.0	\$1,240.5	\$0.0
6131	CONSTRUCCIÓN DE OBRAS PARA EL AÉ	\$1,240.5	\$0.0	\$0.0	\$0.0	\$0.0	\$0.0	\$0.0	\$1,240.5	\$0.0	\$0.0	\$0.0	\$0.0	\$0.0	\$1,240.5	\$0.0
BANORTE RECURSOS FEDERA		\$1,240.5	\$0.0	\$0.0	\$0.0	\$0.0	\$0.0	\$0.0	\$1,240.5	\$0.0	\$0.0	\$0.0	\$0.0	\$0.0	\$1,240.5	\$0.0
T2003 MEJORAMIENTO DE ALUMBRADO PUBLICO EXISTENTE,SUSTITUCION DE LAMPARAS CONVENCIONALES																
6000	INVERSIÓN PÚBLICA	\$1,259.6	\$0.0	\$0.0	\$0.0	\$0.0	\$0.0	\$0.0	\$0.0	\$1,259.6	\$0.0	\$0.0	\$0.0	\$0.0	\$1,259.6	\$0.0
6100	OBRA PÚBLICA EN BIENES DE DOMINIO	\$1,259.6	\$0.0	\$0.0	\$0.0	\$0.0	\$0.0	\$0.0	\$0.0	\$1,259.6	\$0.0	\$0.0	\$0.0	\$0.0	\$1,259.6	\$0.0
6130	Construcción de obras para el abastecimier	\$1,259.6	\$0.0	\$0.0	\$0.0	\$0.0	\$0.0	\$0.0	\$0.0	\$1,259.6	\$0.0	\$0.0	\$0.0	\$0.0	\$1,259.6	\$0.0
6131	CONSTRUCCIÓN DE OBRAS PARA EL AÉ	\$1,259.6	\$0.0	\$0.0	\$0.0	\$0.0	\$0.0	\$0.0	\$0.0	\$1,259.6	\$0.0	\$0.0	\$0.0	\$0.0	\$1,259.6	\$0.0
BANORTE RECURSOS FEDERA		\$1,259.6	\$0.0	\$0.0	\$0.0	\$0.0	\$0.0	\$0.0	\$0.0	\$1,259.6	\$0.0	\$0.0	\$0.0	\$0.0	\$1,259.6	\$0.0
T2004 MEJOTAMIENTO DE ALUMBRADO PUBLICO EXISTENTE ,SUSTITUCION DE LAMPARAS CONVENCIONALES																
6000	INVERSIÓN PÚBLICA	\$1,222.4	\$0.0	\$0.0	\$0.0	\$0.0	\$0.0	\$0.0	\$0.0	\$1,222.4	\$0.0	\$0.0	\$0.0	\$0.0	\$1,222.4	\$0.0
6100	OBRA PÚBLICA EN BIENES DE DOMINIO	\$1,222.4	\$0.0	\$0.0	\$0.0	\$0.0	\$0.0	\$0.0	\$0.0	\$1,222.4	\$0.0	\$0.0	\$0.0	\$0.0	\$1,222.4	\$0.0
6130	Construcción de obras para el abastecimier	\$1,222.4	\$0.0	\$0.0	\$0.0	\$0.0	\$0.0	\$0.0	\$0.0	\$1,222.4	\$0.0	\$0.0	\$0.0	\$0.0	\$1,222.4	\$0.0
6131	CONSTRUCCIÓN DE OBRAS PARA EL AÉ	\$1,222.4	\$0.0	\$0.0	\$0.0	\$0.0	\$0.0	\$0.0	\$0.0	\$1,222.4	\$0.0	\$0.0	\$0.0	\$0.0	\$1,222.4	\$0.0
BANORTE RECURSOS FEDERA		\$1,222.4	\$0.0	\$0.0	\$0.0	\$0.0	\$0.0	\$0.0	\$0.0	\$1,222.4	\$0.0	\$0.0	\$0.0	\$0.0	\$1,222.4	\$0.0
T2501 CONSTRUCCION DE TECHADO EN TELESECUNDARIA NICOLAS BRAVO,COM.OJO DE AGUA DE GATO,MU																
6000	INVERSIÓN PÚBLICA	\$845.1	\$0.0	\$0.0	\$0.0	\$0.0	\$337.5	\$0.0	\$507.6	\$0.0	\$0.0	\$0.0	\$0.0	\$0.0	\$845.1	\$0.0
6100	OBRA PÚBLICA EN BIENES DE DOMINIO	\$845.1	\$0.0	\$0.0	\$0.0	\$0.0	\$337.5	\$0.0	\$507.6	\$0.0	\$0.0	\$0.0	\$0.0	\$0.0	\$845.1	\$0.0
6120	Edificación no habitacional	\$845.1	\$0.0	\$0.0	\$0.0	\$0.0	\$337.5	\$0.0	\$507.6	\$0.0	\$0.0	\$0.0	\$0.0	\$0.0	\$845.1	\$0.0
6122	CONSTRUCCIÓN Y/O REHABILITACIÓN I	\$845.1	\$0.0	\$0.0	\$0.0	\$0.0	\$337.5	\$0.0	\$507.6	\$0.0	\$0.0	\$0.0	\$0.0	\$0.0	\$845.1	\$0.0
BANORTE RECURSOS FEDERA		\$845.1	\$0.0	\$0.0	\$0.0	\$0.0	\$337.5	\$0.0	\$507.6	\$0.0	\$0.0	\$0.0	\$0.0	\$0.0	\$845.1	\$0.0
T2502 CONSTRUCCION DE TECHADO EN TELESECUNDARIA JULIAN DE LOS REYES EN LA COMUNIDAD DE SAN																
6000	INVERSIÓN PÚBLICA	\$845.0	\$0.0	\$0.0	\$0.0	\$0.0	\$360.0	\$0.0	\$0.0	\$0.0	\$485.0	\$0.0	\$0.0	\$0.0	\$845.0	\$0.0



Usr: SUPERVISOR
Rep: rptAnalíticoPresupuestoEgresos_PY_FFM

MUNICIPIO DE VILLA DE REYES

ESTADO DE SAN LUÍS POTOSÍ
Analítico Mensual de Egresos Ejercidos por Fuente de Financiamiento al 30/sep./2019
(Cuentas con Movimientos)
(Cifras en miles de pesos)

Fecha y 15/jun./2020
hora de Impresión 01:35 p. m.

Objeto del Gasto		Presupuesto Vigente	Ene	Feb	Mar	Abr	May	Jun	Jul	Ago	Sep	Oct	Nov	Dic	Total	Diferencia (Vigente - Total)
6100	OBRA PÚBLICA EN BIENES DE DOMINIO	\$845.0	\$0.0	\$0.0	\$0.0	\$0.0	\$360.0	\$0.0	\$0.0	\$0.0	\$485.0	\$0.0	\$0.0	\$0.0	\$845.0	\$0.0
6120	Edificación no habitacional	\$845.0	\$0.0	\$0.0	\$0.0	\$0.0	\$360.0	\$0.0	\$0.0	\$0.0	\$485.0	\$0.0	\$0.0	\$0.0	\$845.0	\$0.0
6122	CONSTRUCCIÓN Y/O REHABILITACIÓN I	\$845.0	\$0.0	\$0.0	\$0.0	\$0.0	\$360.0	\$0.0	\$0.0	\$0.0	\$485.0	\$0.0	\$0.0	\$0.0	\$845.0	\$0.0
BANORTE RECURSOS FEDERALES		\$845.0	\$0.0	\$0.0	\$0.0	\$0.0	\$360.0	\$0.0	\$0.0	\$0.0	\$485.0	\$0.0	\$0.0	\$0.0	\$845.0	\$0.0
T2503 CONSTRUCCION DE TECHADO EN PRIMARIA JOSE VASCONCELOS,EN LA COMUNIDAD DE GRANJA SAN																
6000	INVERSIÓN PÚBLICA	\$455.3	\$0.0	\$0.0	\$0.0	\$0.0	\$0.0	\$455.3	\$0.0	\$0.0	\$0.0	\$0.0	\$0.0	\$0.0	\$455.3	\$0.0
6100	OBRA PÚBLICA EN BIENES DE DOMINIO	\$455.3	\$0.0	\$0.0	\$0.0	\$0.0	\$0.0	\$455.3	\$0.0	\$0.0	\$0.0	\$0.0	\$0.0	\$0.0	\$455.3	\$0.0
6120	Edificación no habitacional	\$455.3	\$0.0	\$0.0	\$0.0	\$0.0	\$0.0	\$455.3	\$0.0	\$0.0	\$0.0	\$0.0	\$0.0	\$0.0	\$455.3	\$0.0
6122	CONSTRUCCIÓN Y/O REHABILITACIÓN I	\$455.3	\$0.0	\$0.0	\$0.0	\$0.0	\$0.0	\$455.3	\$0.0	\$0.0	\$0.0	\$0.0	\$0.0	\$0.0	\$455.3	\$0.0
BANORTE RECURSOS FEDERALES		\$455.3	\$0.0	\$0.0	\$0.0	\$0.0	\$0.0	\$455.3	\$0.0	\$0.0	\$0.0	\$0.0	\$0.0	\$0.0	\$455.3	\$0.0
T2504 CONSTRUCCION DE TECHADO EN TELESECUNDARIA SOR JUANA INES DE LA CRUZ,COMUNIDAD DE LA																
6000	INVERSIÓN PÚBLICA	\$405.3	\$0.0	\$0.0	\$0.0	\$0.0	\$0.0	\$405.3	\$0.0	\$0.0	\$0.0	\$0.0	\$0.0	\$0.0	\$405.3	\$0.0
6100	OBRA PÚBLICA EN BIENES DE DOMINIO	\$405.3	\$0.0	\$0.0	\$0.0	\$0.0	\$0.0	\$405.3	\$0.0	\$0.0	\$0.0	\$0.0	\$0.0	\$0.0	\$405.3	\$0.0
6120	Edificación no habitacional	\$405.3	\$0.0	\$0.0	\$0.0	\$0.0	\$0.0	\$405.3	\$0.0	\$0.0	\$0.0	\$0.0	\$0.0	\$0.0	\$405.3	\$0.0
6122	CONSTRUCCIÓN Y/O REHABILITACIÓN I	\$405.3	\$0.0	\$0.0	\$0.0	\$0.0	\$0.0	\$405.3	\$0.0	\$0.0	\$0.0	\$0.0	\$0.0	\$0.0	\$405.3	\$0.0
BANORTE RECURSOS FEDERALES		\$405.3	\$0.0	\$0.0	\$0.0	\$0.0	\$0.0	\$405.3	\$0.0	\$0.0	\$0.0	\$0.0	\$0.0	\$0.0	\$405.3	\$0.0
Total Final																
		\$246,178.0	\$12,490.0	\$14,443.4	\$17,360.1	\$28,004.2	\$22,592.1	\$25,825.5	\$24,832.8	\$22,512.8	\$19,768.0	\$0.0	\$0.0	\$0.0	\$187,829.3	\$58,348.7