

**COMISION ESTATAL DE GARANTIA DE ACCESO A LA INFORMACION PUBLICA(CEGAIP)
SAN LUIS POTOSI**

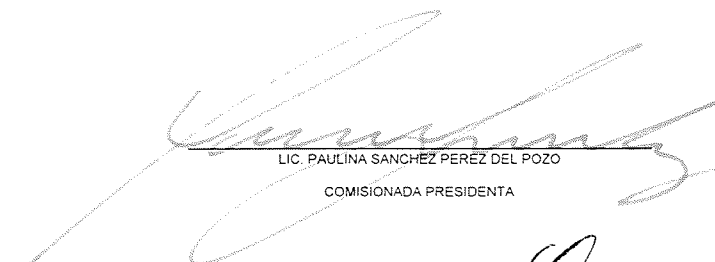
Estado Analítico del Ejercicio del Presupuesto por Capítulo del Gasto Del 01/ene./2019 Al 31/may./2019


Ejercicio del Presupuesto	Egresos Aprobado	Ampliaciones / (Reducciones)	Egresos Modificado	Egresos Comprometido	Egresos Devengado	Egresos Ejercido	Pagado	Subejercicio
1000 SERVICIOS PERSONALES	\$23,242,666.88	\$164,843.19	\$23,407,510.07	\$23,313,617.83	\$8,695,900.26	\$8,695,900.26	\$8,453,582.00	\$14,711,609.81
1100 REMUNERACIONES AL PERSONAL DE	\$12,713,157.00	-\$85,661.52	\$12,627,495.48	\$12,533,603.24	\$4,869,198.92	\$4,869,198.92	\$4,869,198.92	\$7,758,296.56
1130 Sueldos base al personal permanente	\$12,713,157.00	-\$85,661.52	\$12,627,495.48	\$12,533,603.24	\$4,869,198.92	\$4,869,198.92	\$4,869,198.92	\$7,758,296.56
1131 Sueldos base al personal permanente	\$12,713,157.00	-\$85,661.52	\$12,627,495.48	\$12,533,603.24	\$4,869,198.92	\$4,869,198.92	\$4,869,198.92	\$7,758,296.56
1200 REMUNERACIONES AL PERSONAL DE	\$0.00	\$1,214,145.45	\$1,214,145.45	\$1,214,145.45	\$1,199,143.75	\$1,199,143.75	\$1,199,143.75	\$15,001.70
1210 Honorarios asimilables a salarios	\$0.00	\$1,214,145.45	\$1,214,145.45	\$1,214,145.45	\$1,199,143.75	\$1,199,143.75	\$1,199,143.75	\$15,001.70
1211 Honorarios asimilables a salarios	\$0.00	\$1,214,145.45	\$1,214,145.45	\$1,214,145.45	\$1,199,143.75	\$1,199,143.75	\$1,199,143.75	\$15,001.70
1300 REMUNERACIONES ADICIONALES Y	\$3,849,261.00	\$54,379.09	\$3,903,640.09	\$3,903,640.09	\$565,409.54	\$565,409.54	\$565,409.54	\$3,338,230.55
1320 Primas de vacaciones, dominical y gratificación de	\$3,849,261.00	\$54,379.09	\$3,903,640.09	\$3,903,640.09	\$565,409.54	\$565,409.54	\$565,409.54	\$3,338,230.55
1321 Primas de vacaciones, dominical y gratificación de	\$3,849,261.00	\$54,379.09	\$3,903,640.09	\$3,903,640.09	\$565,409.54	\$565,409.54	\$565,409.54	\$3,338,230.55
1400 SEGURIDAD SOCIAL	\$3,421,202.00	-\$248,098.07	\$3,173,103.93	\$3,173,103.93	\$1,104,783.05	\$1,104,783.05	\$862,464.79	\$2,068,320.88
1410 Aportaciones de seguridad social	\$1,475,897.00	-\$187,539.76	\$1,288,357.24	\$1,288,357.24	\$396,801.95	\$396,801.95	\$309,929.21	\$891,555.29
1411 Aportaciones de seguridad social	\$1,475,897.00	-\$187,539.76	\$1,288,357.24	\$1,288,357.24	\$396,801.95	\$396,801.95	\$309,929.21	\$891,555.29
1420 Aportaciones a fondos de vivienda	\$862,665.00	-\$23,820.16	\$838,844.84	\$838,844.84	\$315,190.32	\$315,190.32	\$245,579.62	\$523,654.52
1421 Aportaciones a fondos de vivienda	\$862,665.00	-\$23,820.16	\$838,844.84	\$838,844.84	\$315,190.32	\$315,190.32	\$245,579.62	\$523,654.52
1430 Aportaciones al sistema para el retiro	\$1,082,640.00	-\$36,738.15	\$1,045,901.85	\$1,045,901.85	\$392,790.78	\$392,790.78	\$306,955.96	\$653,111.07
1431 Aportaciones al sistema para el retiro	\$1,082,640.00	-\$36,738.15	\$1,045,901.85	\$1,045,901.85	\$392,790.78	\$392,790.78	\$306,955.96	\$653,111.07
1500 OTRAS PRESTACIONES SOCIALES Y	\$2,219,160.00	-\$96,700.88	\$2,122,459.12	\$2,122,459.12	\$814,850.00	\$814,850.00	\$814,850.00	\$1,307,609.12
1540 Prestaciones contractuales	\$2,008,560.00	-\$96,700.88	\$1,911,859.12	\$1,911,859.12	\$727,100.00	\$727,100.00	\$727,100.00	\$1,184,759.12
1541 Prestaciones contractuales	\$2,008,560.00	-\$96,700.88	\$1,911,859.12	\$1,911,859.12	\$727,100.00	\$727,100.00	\$727,100.00	\$1,184,759.12
1590 Otras prestaciones sociales y económicas	\$210,600.00	\$0.00	\$210,600.00	\$210,600.00	\$87,750.00	\$87,750.00	\$87,750.00	\$122,850.00
1591 Otras prestaciones sociales y económicas	\$210,600.00	\$0.00	\$210,600.00	\$210,600.00	\$87,750.00	\$87,750.00	\$87,750.00	\$122,850.00
1600 PREVISIONES	\$676,970.88	-\$676,970.88	\$0.00	\$0.00	\$0.00	\$0.00	\$0.00	\$0.00
1610 Previsiones de carácter laboral, económica y de	\$676,970.88	-\$676,970.88	\$0.00	\$0.00	\$0.00	\$0.00	\$0.00	\$0.00
1611 Previsiones de carácter laboral, económica y de	\$676,970.88	-\$676,970.88	\$0.00	\$0.00	\$0.00	\$0.00	\$0.00	\$0.00
1700 PAGO DE ESTÍMULOS A SERVIDORES	\$362,916.00	\$3,750.00	\$366,666.00	\$366,666.00	\$142,515.00	\$142,515.00	\$142,515.00	\$224,151.00
1710 Estímulos	\$362,916.00	\$3,750.00	\$366,666.00	\$366,666.00	\$142,515.00	\$142,515.00	\$142,515.00	\$224,151.00
1711 Estímulos	\$362,916.00	\$3,750.00	\$366,666.00	\$366,666.00	\$142,515.00	\$142,515.00	\$142,515.00	\$224,151.00
2000 MATERIALES Y SUMINISTROS	\$339,260.00	\$90,388.01	\$429,648.01	\$156,267.38	\$156,267.38	\$156,267.38	\$156,267.38	\$273,380.63
2100 MATERIALES DE ADMINISTRACIÓN, EMISIÓN DE DOCUMENTOS Y ARTÍCULOS OFICIALES	\$259,760.24	\$73,798.88	\$333,559.12	\$118,582.68	\$118,582.68	\$118,582.68	\$118,582.68	\$214,976.44
2110 Materiales, útiles y equipos menores de oficina	\$70,000.28	\$73,089.69	\$143,089.97	\$69,799.81	\$69,799.81	\$69,799.81	\$69,799.81	\$73,290.16
2111 Materiales, útiles y equipos menores de oficina	\$70,000.28	\$73,089.69	\$143,089.97	\$69,799.81	\$69,799.81	\$69,799.81	\$69,799.81	\$73,290.16
2120 Materiales y útiles de impresión y reproducción	\$3,000.00	\$0.00	\$3,000.00	\$0.00	\$0.00	\$0.00	\$0.00	\$3,000.00
2121 Materiales y útiles de impresión y reproducción	\$3,000.00	\$0.00	\$3,000.00	\$0.00	\$0.00	\$0.00	\$0.00	\$3,000.00
2140 Materiales, útiles y equipos menores de tecnologías de la información y comunicaciones	\$138,000.00	\$1,405.19	\$139,405.19	\$19,433.09	\$19,433.09	\$19,433.09	\$19,433.09	\$119,972.10
2141 Materiales, útiles y equipos menores de tecnologías	\$138,000.00	\$1,405.19	\$139,405.19	\$19,433.09	\$19,433.09	\$19,433.09	\$19,433.09	\$119,972.10
2150 Material impreso e información digital	\$30,759.96	-\$696.00	\$30,063.96	\$21,406.00	\$21,406.00	\$21,406.00	\$21,406.00	\$8,657.96
2151 Material impreso e información digital	\$30,759.96	-\$696.00	\$30,063.96	\$21,406.00	\$21,406.00	\$21,406.00	\$21,406.00	\$8,657.96
2160 Material de limpieza	\$18,000.00	\$0.00	\$18,000.00	\$7,943.78	\$7,943.78	\$7,943.78	\$7,943.78	\$10,056.22
2161 Material de limpieza	\$18,000.00	\$0.00	\$18,000.00	\$7,943.78	\$7,943.78	\$7,943.78	\$7,943.78	\$10,056.22
2200 ALIMENTOS Y UTENSILIOS	\$20,999.88	\$0.00	\$20,999.88	\$7,552.99	\$7,552.99	\$7,552.99	\$7,552.99	\$13,446.89
2210 Productos alimenticios para personas	\$19,999.92	\$0.00	\$19,999.92	\$7,552.99	\$7,552.99	\$7,552.99	\$7,552.99	\$12,446.93
2211 Productos alimenticios para personas	\$19,999.92	\$0.00	\$19,999.92	\$7,552.99	\$7,552.99	\$7,552.99	\$7,552.99	\$12,446.93
2230 Utensilios para el servicio de alimentación	\$999.96	\$0.00	\$999.96	\$0.00	\$0.00	\$0.00	\$0.00	\$999.96
2231 Utensilios para el servicio de alimentación	\$999.96	\$0.00	\$999.96	\$0.00	\$0.00	\$0.00	\$0.00	\$999.96
2400 MATERIALES Y ARTÍCULOS DE CONSTRUCCIÓN	\$1,500.00	\$206.76	\$1,706.76	\$603.82	\$603.82	\$603.82	\$603.82	\$1,102.94
2460 Material eléctrico y electrónico	\$1,500.00	\$206.76	\$1,706.76	\$603.82	\$603.82	\$603.82	\$603.82	\$1,102.94
2461 Material eléctrico y electrónico	\$1,500.00	\$206.76	\$1,706.76	\$603.82	\$603.82	\$603.82	\$603.82	\$1,102.94
2600 COMBUSTIBLES, LUBRICANTES Y ADITIVOS	\$49,999.92	\$5,058.83	\$55,058.75	\$15,058.83	\$15,058.83	\$15,058.83	\$15,058.83	\$39,999.92
2610 Combustibles, lubricantes y aditivos	\$49,999.92	\$5,058.83	\$55,058.75	\$15,058.83	\$15,058.83	\$15,058.83	\$15,058.83	\$39,999.92


3610	Difusión por radio, televisión y otros medios de	\$0 00	\$730,731.76	\$730,731.76	\$730,731.76	\$730,731.76	\$730,731.76	\$730,731.76	\$730,731.76	\$0 00
3611	Difusión por radio, televisión y otros medios de	\$0 00	\$730,731.76	\$730,731.76	\$730,731.76	\$730,731.76	\$730,731.76	\$730,731.76	\$730,731.76	\$0 00
3700	SERVICIOS DE TRASLADOS Y VIÁTICOS	\$306,000.00	\$72,779.86	\$78,779.86	\$86,002.67	\$86,002.67	\$86,002.67	\$86,002.67	\$86,002.67	\$292,777.19
3710	Pasajes aéreos	\$90,000.00	-\$63,935.06	\$26,064.94	\$26,064.94	\$26,064.94	\$26,064.94	\$26,064.94	\$26,064.94	\$0 00
3711	Pasajes aéreos	\$90,000.00	-\$63,935.06	\$26,064.94	\$26,064.94	\$26,064.94	\$26,064.94	\$26,064.94	\$26,064.94	\$0 00
3720	Pasajes terrestres	\$90,000.00	-\$77,315.14	\$12,684.86	\$12,684.86	\$12,684.86	\$12,684.86	\$12,684.86	\$12,684.86	\$0 00
3721	Pasajes terrestres	\$90,000.00	-\$77,315.14	\$12,684.86	\$12,684.86	\$12,684.86	\$12,684.86	\$12,684.86	\$12,684.86	\$0 00
3750	Viáticos en el país	\$120,000.00	\$214,030.06	\$334,030.06	\$46,030.87	\$46,030.87	\$46,030.87	\$46,030.87	\$46,030.87	\$287,999.19
3751	Viáticos en el país	\$120,000.00	\$214,030.06	\$334,030.06	\$46,030.87	\$46,030.87	\$46,030.87	\$46,030.87	\$46,030.87	\$287,999.19
3790	Otros servicios de traslado y hospedaje	\$6,000.00	\$0 00	\$6,000.00	\$1,222.00	\$1,222.00	\$1,222.00	\$1,222.00	\$1,222.00	\$4,778.00
3791	Otros servicios de traslado y hospedaje	\$6,000.00	\$0 00	\$6,000.00	\$1,222.00	\$1,222.00	\$1,222.00	\$1,222.00	\$1,222.00	\$4,778.00
3800	SERVICIOS OFICIALES	\$24,999.96	\$117,800.13	\$142,800.09	\$120,244.66	\$120,244.66	\$120,244.66	\$120,244.66	\$120,244.66	\$22,555.43
3830	Congresos y convenciones	\$0 00	\$119,642.96	\$119,642.96	\$119,642.96	\$119,642.96	\$119,642.96	\$119,642.96	\$119,642.96	\$0 00
3831	Congresos y convenciones	\$0 00	\$119,642.96	\$119,642.96	\$119,642.96	\$119,642.96	\$119,642.96	\$119,642.96	\$119,642.96	\$0 00
3850	Gastos de representación	\$24,999.96	-\$1,842.83	\$23,157.13	\$601.70	\$601.70	\$601.70	\$601.70	\$601.70	\$22,555.43
3851	Gastos de representación	\$24,999.96	-\$1,842.83	\$23,157.13	\$601.70	\$601.70	\$601.70	\$601.70	\$601.70	\$22,555.43
3900	OTROS SERVICIOS GENERALES	\$352,816.88	\$528,522.43	\$881,339.31	\$358,288.03	\$358,288.03	\$358,288.03	\$358,288.03	\$320,983.03	\$523,051.28
3920	Impuestos y derechos	\$9,590.00	\$448.00	\$10,038.00	\$10,038.00	\$10,038.00	\$10,038.00	\$10,038.00	\$10,038.00	\$0 00
3921	Impuestos y derechos	\$9,590.00	\$448.00	\$10,038.00	\$10,038.00	\$10,038.00	\$10,038.00	\$10,038.00	\$10,038.00	\$0 00
3980	Impuesto sobre nóminas y otros que se deriven de	\$343,226.88	\$100,000.00	\$443,226.88	\$189,909.00	\$189,909.00	\$189,909.00	\$189,909.00	\$152,604.00	\$253,317.88
3981	Impuesto sobre nóminas y otros que se deriven de	\$343,226.88	\$100,000.00	\$443,226.88	\$189,909.00	\$189,909.00	\$189,909.00	\$189,909.00	\$152,604.00	\$253,317.88
3990	Otros servicios generales	\$0 00	\$428,074.43	\$428,074.43	\$158,341.03	\$158,341.03	\$158,341.03	\$158,341.03	\$158,341.03	\$269,733.40
3991	Otros servicios generales	\$0 00	\$428,074.43	\$428,074.43	\$158,341.03	\$158,341.03	\$158,341.03	\$158,341.03	\$158,341.03	\$269,733.40
5000	BIENES MUEBLES, INMUEBLES E	\$0.00	\$27,900.30	\$27,900.30	\$27,900.30	\$27,900.30	\$27,900.30	\$27,900.30	\$27,900.30	\$0.00
5100	MOBILIARIO Y EQUIPO DE ADMINISTRACIÓN	\$0.00	\$7,408.22	\$7,408.22	\$7,408.22	\$7,408.22	\$7,408.22	\$7,408.22	\$7,408.22	\$0.00

Ejercicio del Presupuesto	Egresos Aprobado	Ampliaciones / (Reducciones)	Egresos Modificado	Egresos Comprometido	Egresos Devengado	Egresos Ejercido	Pagado	Subejercicio	
5110	Muebles de oficina y estantería	\$0 00	\$7,408.22	\$7,408.22	\$7,408.22	\$7,408.22	\$7,408.22	\$0 00	
5111	Muebles de oficina y estantería	\$0 00	\$7,408.22	\$7,408.22	\$7,408.22	\$7,408.22	\$7,408.22	\$0 00	
5200	MOBILIARIO Y EQUIPO EDUCACIONAL Y	\$0.00	\$20,492.08	\$20,492.08	\$20,492.08	\$20,492.08	\$20,492.08	\$0.00	
5210	Equipos y aparatos audiovisuales	\$0 00	\$2,327.59	\$2,327.59	\$2,327.59	\$2,327.59	\$2,327.59	\$0 00	
5211	Equipos y aparatos audiovisuales	\$0 00	\$2,327.59	\$2,327.59	\$2,327.59	\$2,327.59	\$2,327.59	\$0 00	
5230	Cámaras fotográficas y de video	\$0 00	\$18,164.49	\$18,164.49	\$18,164.49	\$18,164.49	\$18,164.49	\$0 00	
5231	Cámaras fotográficas y de video	\$0 00	\$18,164.49	\$18,164.49	\$18,164.49	\$18,164.49	\$18,164.49	\$0 00	
6000	INVERSIÓN PÚBLICA	\$2,000,000.00	\$0.00	\$2,000,000.00	\$8,978.40	\$8,978.40	\$8,978.40	\$1,991,021.60	
6300	PROYECTOS PRODUCTIVOS Y ACCIONES DE	\$2,000,000.00	\$0.00	\$2,000,000.00	\$8,978.40	\$8,978.40	\$8,978.40	\$1,991,021.60	
6320	Ejecución de proyectos productivos no incluidos en	\$2,000,000.00	\$0 00	\$2,000,000.00	\$8,978.40	\$8,978.40	\$8,978.40	\$1,991,021.60	
6321	Ejecución de proyectos productivos no incluidos en	\$2,000,000.00	\$0 00	\$2,000,000.00	\$8,978.40	\$8,978.40	\$8,978.40	\$1,991,021.60	
Total		\$27,309,034.88	\$2,225,905.72	\$29,534,940.60	\$25,332,288.90	\$10,714,571.33	\$10,714,571.33	\$10,434,948.07	\$18,820,369.27

Bajo protesta de decir verdad declaramos que los Estados Financieros y sus Notas son razonablemente correctos y responsabilidad del emisor


LIC. PAULINA SANCHEZ PEREZ DEL POZO
COMISIONADA PRESIDENTA


C.P. AMELIA SALAZAR GONZALEZ
DIRECTORA DE ADMINISTRACIÓN Y FINANZAS


C.P. ANAHI GUADALUPE CARDENAS JACOBO
CONTADOR


C.P. MAYRA MARTÍNEZ MARTÍNEZ
CONTADOR